

US00D626574S

(12) **United States Design Patent**
Crorey

(10) **Patent No.:** **US D626,574 S**
(45) **Date of Patent:** **** Nov. 2, 2010**

(54) **FRIENDSHIP BRACELET MAKER**

D563,997 S * 3/2008 Gustin D15/78

(76) Inventor: **David J. Crorey**, 44265 Riverview
Ridge Dr., Clinton Township, MI (US)
48038

FOREIGN PATENT DOCUMENTS

JP 01256315 A 10/1989
WO 2006053909 A1 5/2006

(**) Term: **14 Years**

OTHER PUBLICATIONS

Notification of Transmittal, International Search Report and Written
Opinion dated Aug. 19, 2010 from the corresponding International
Application No. PCT/US2010/021101.

(21) Appl. No.: **29/353,612**

* cited by examiner

(22) Filed: **Jan. 12, 2010**

(51) **LOC (9) Cl.** **15-06**

Primary Examiner—Stella M Reid

(52) **U.S. Cl.** **D15/78**

Assistant Examiner—Shanda C Hill

(58) **Field of Classification Search** D15/66,

(74) *Attorney, Agent, or Firm*—Young Basile

D15/72, 78; D6/324, 327; D3/21, 25; 28/151,
28/152; 29/241, 433; 66/4; 139/29

See application file for complete search history.

(57) **CLAIM**

The ornamental design for a friendship bracelet maker, as
shown and described.

(56) **References Cited**

DESCRIPTION

U.S. PATENT DOCUMENTS

FIG. 1 is a perspective view of a friendship bracelet maker
showing my new design;

758,376 A	4/1904	Mees	
2,043,082 A	6/1936	Wallach	
2,072,668 A *	3/1937	Eltgroth	66/4
D134,208 S *	10/1942	McCrary	D3/21
D142,530 S *	10/1945	Rosenblatt	D3/25
2,601,222 A	6/1952	Wehrli	
D204,442 S *	4/1966	Brawley, Jr.	D15/66
3,545,069 A	12/1970	Krieger	
3,650,010 A	3/1972	Powell, Jr.	
3,708,862 A	1/1973	Powell, Jr.	
3,800,372 A *	4/1974	Daoust	28/152
D238,812 S *	2/1976	Fioretti	D15/78
D257,257 S *	10/1980	McArthur	D15/66
4,401,329 A	8/1983	Pedroia	

FIG. 2 is a left-side view thereof;

FIG. 3 is a rear view thereof;

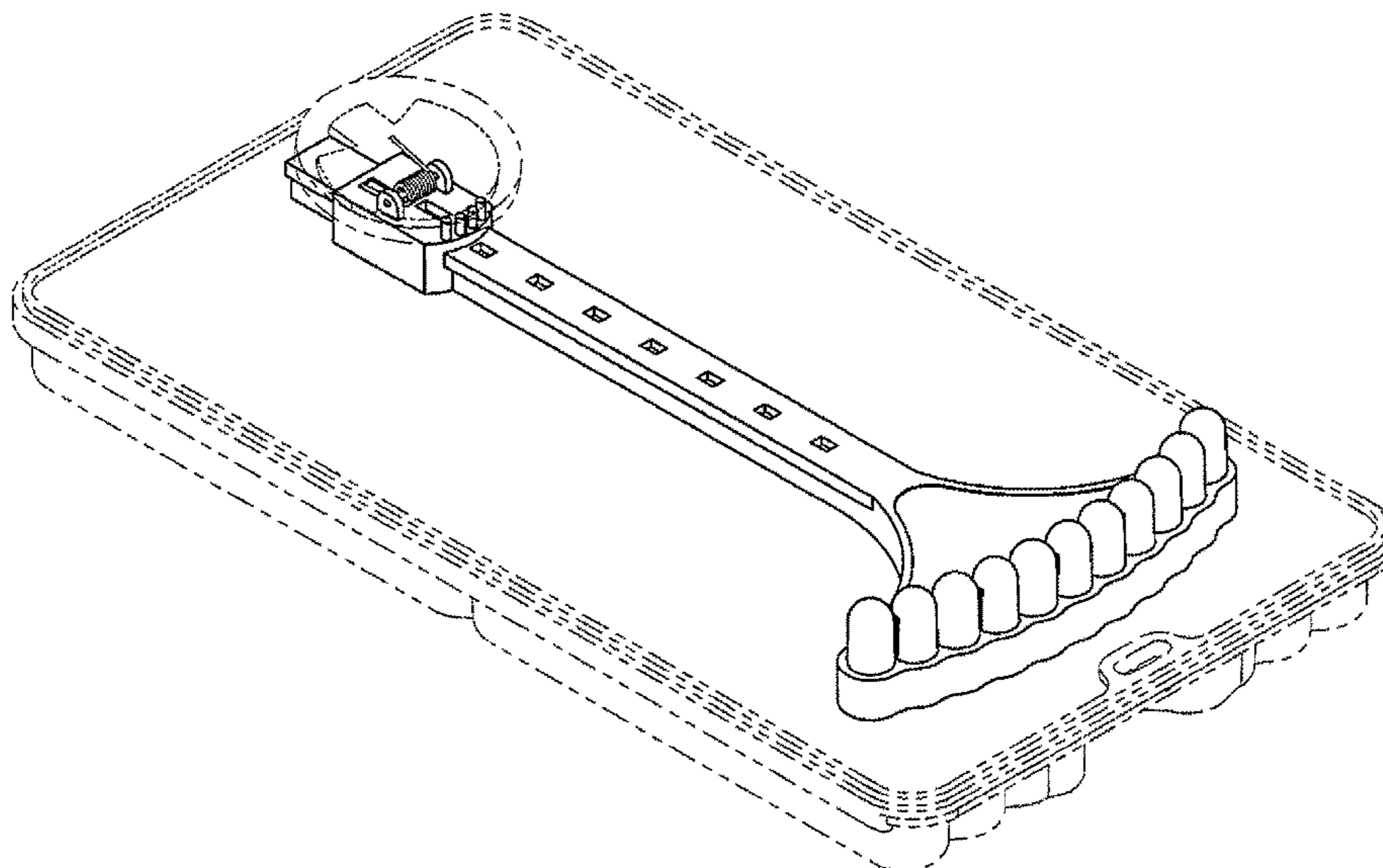
FIG. 4 is a front view thereof;

FIG. 5 is a right-side view thereof; and,

FIG. 6 is a top plan view thereof.

The broken lines showing the base, cover plate, and clip face
of the friendship bracelet maker in FIGS. 1-6 are illustrative
of environmental structure only and form no part of the
claimed design.

1 Claim, 6 Drawing Sheets



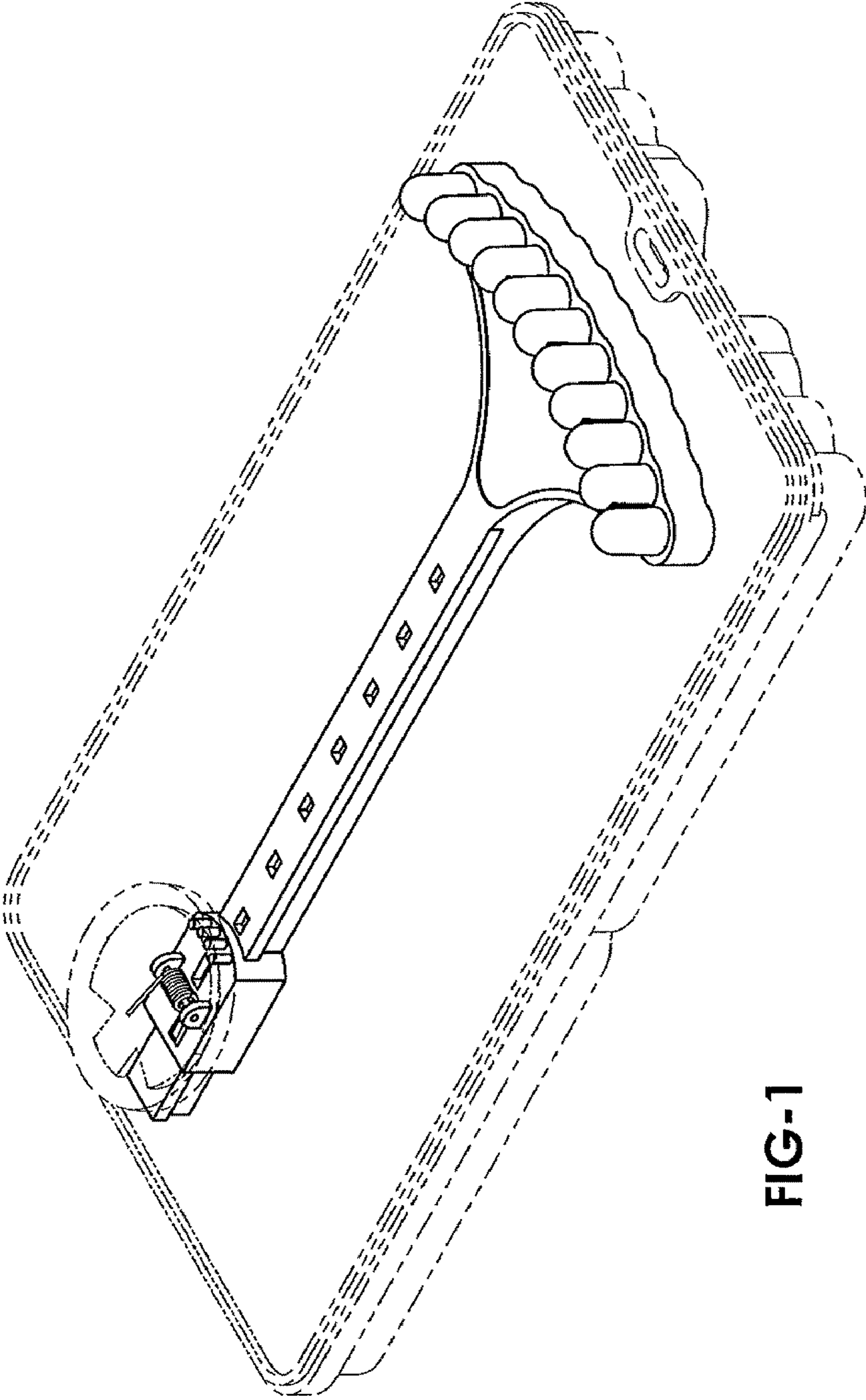


FIG-1

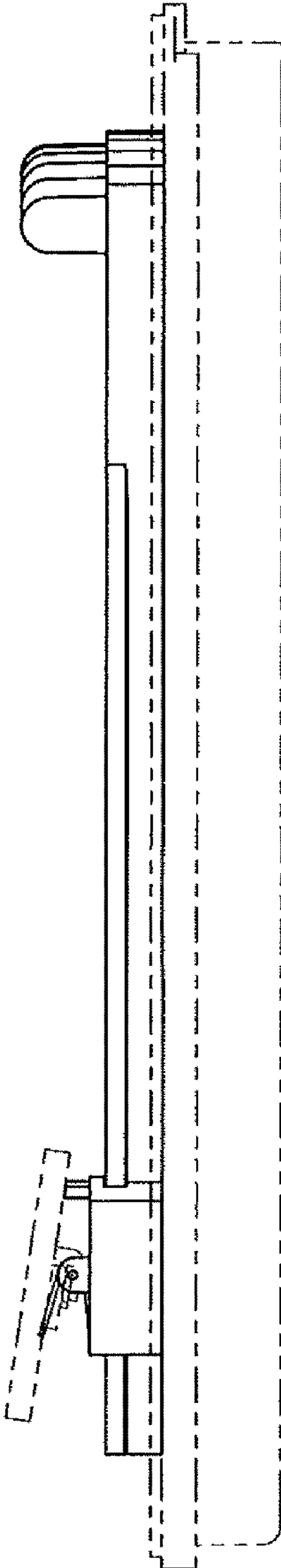


FIG-2

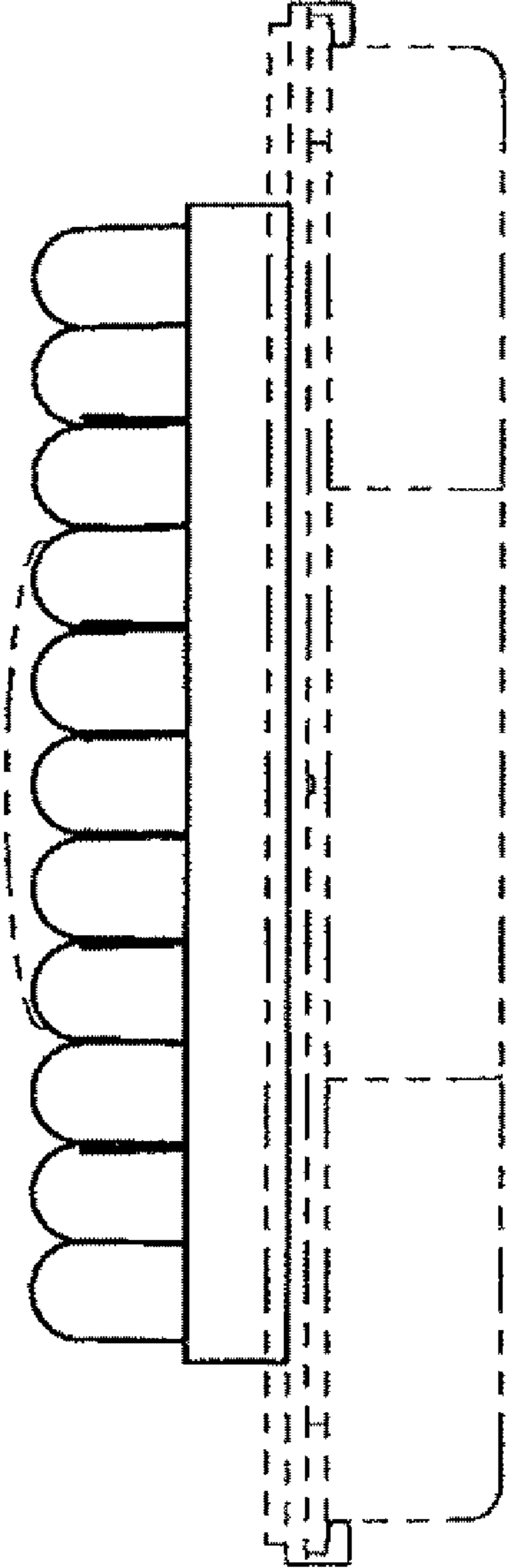


FIG-3

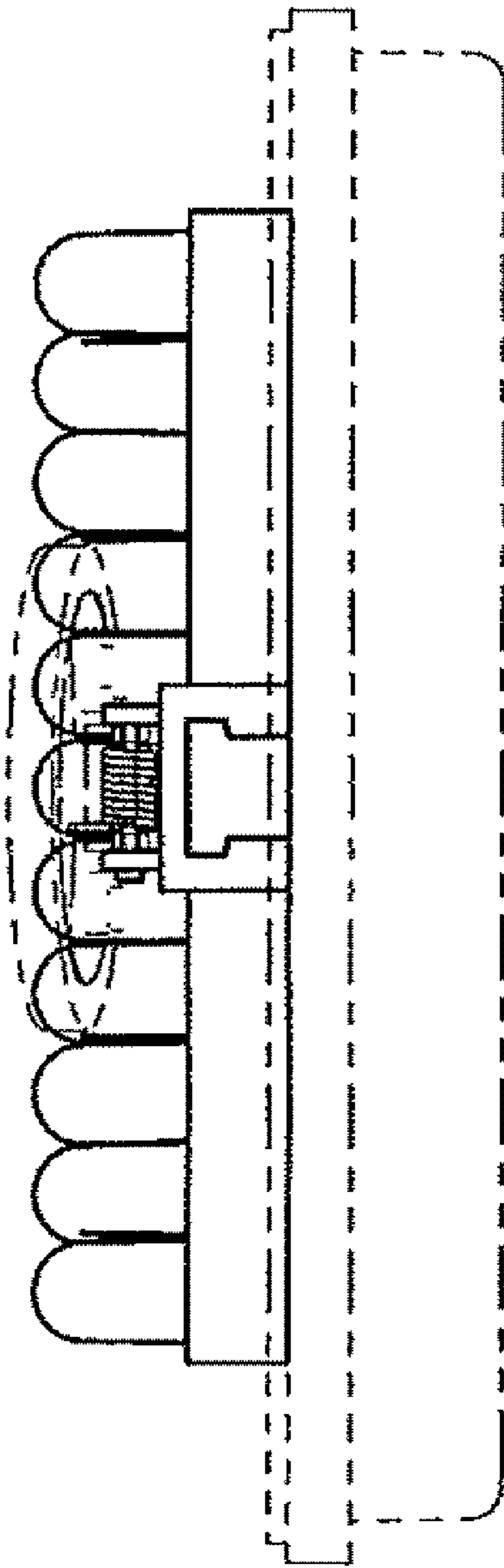


FIG-4

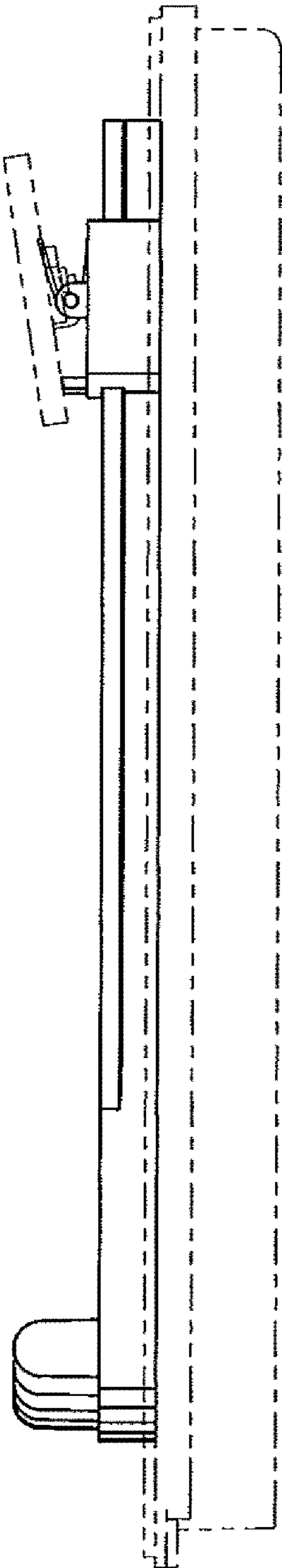


FIG-5

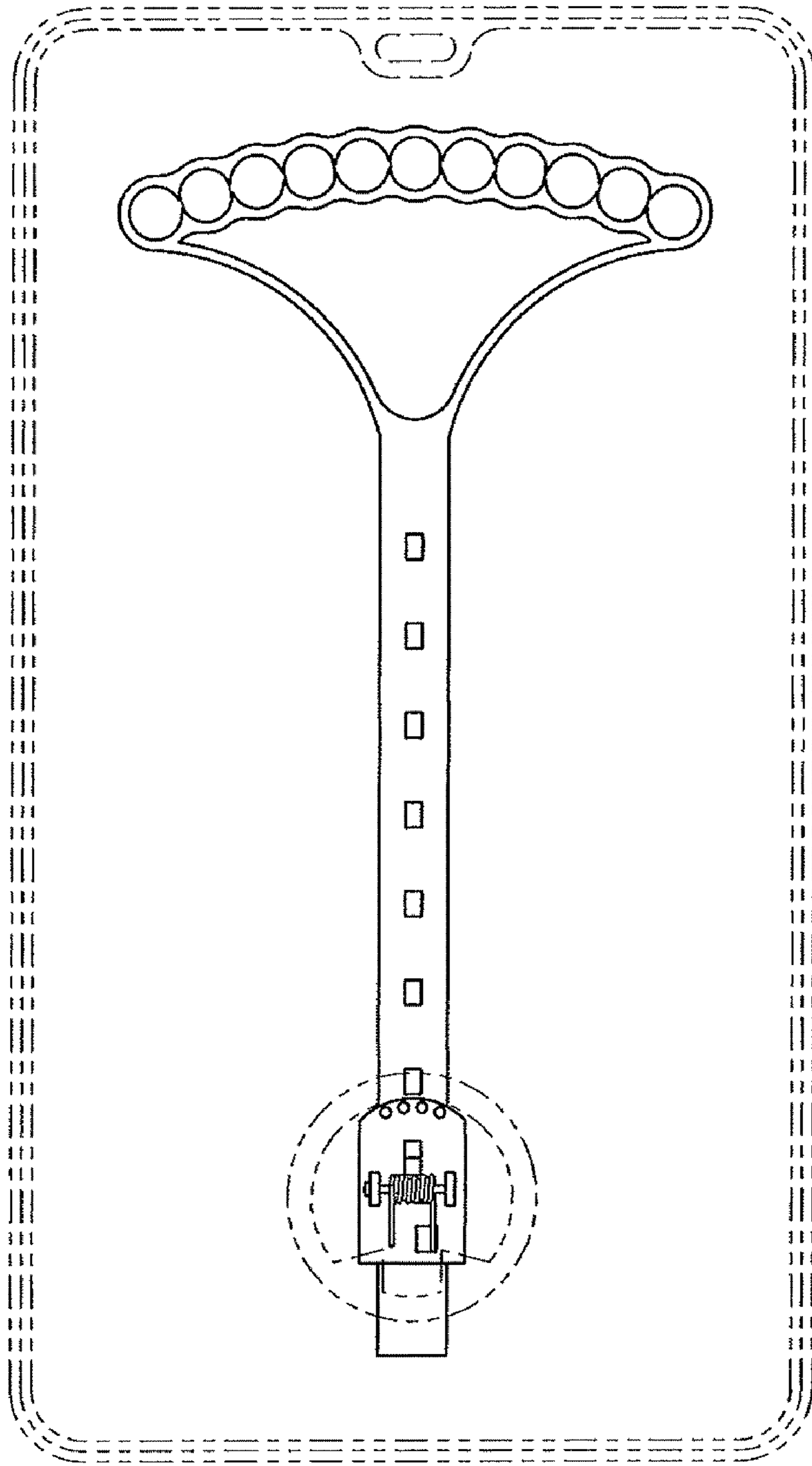


FIG-6