



US00D626571S

(12) **United States Design Patent**
Eckhardt

(10) **Patent No.:** **US D626,571 S**
(45) **Date of Patent:** **** Nov. 2, 2010**

(54) **COMPRESSOR**

D582,945 S * 12/2008 Chou D15/9
D590,841 S * 4/2009 Muhlenberend D15/7

(75) Inventor: **Arnold Eckhardt**, Ranstardt (DE)

FOREIGN PATENT DOCUMENTS

(73) Assignee: **Sumitomo Rubber Industries, Ltd.**,
Kobe (JP)

DE 402009000997-0001 3/2010
EM 000074471-0001 A1 1/2004
EM 000074471-0002 A1 1/2004
EM 000463757-0001 A1 2/2006
EM 000959089-0001 A1 7/2008
EM 001584378-0001 A1 7/2009
JP 1225115 S 12/2004
JP 1225529 S 12/2004

(**) Term: **14 Years**

(21) Appl. No.: **29/356,149**

(22) Filed: **Feb. 19, 2010**

* cited by examiner

(30) **Foreign Application Priority Data**

Aug. 20, 2009 (EM) 001161525-0001

Primary Examiner—Ralf Seifert

(74) *Attorney, Agent, or Firm*—Birch, Stewart, Kolasch & Birch, LLP

(51) **LOC (9) Cl.** **15-02**

(52) **U.S. Cl.** **D15/9**

(58) **Field of Classification Search** D15/7-9;
D23/231, 232, 225; 417/410.1, 359, 415-416,
417/234, 321, 265, 405

See application file for complete search history.

(57) **CLAIM**

The ornamental design for a compressor, as shown and described.

(56) **References Cited**

U.S. PATENT DOCUMENTS

D398,011 S * 9/1998 Wang D15/9
D406,150 S * 2/1999 Wang D15/9
D498,243 S * 11/2004 Chou D15/7
D498,767 S * 11/2004 Chou D15/7
D499,426 S * 12/2004 Chou D15/7
D507,581 S * 7/2005 Wong D15/9
D589,838 S 9/2005 Wong
D514,127 S * 1/2006 Christianson D15/9
D541,823 S * 5/2007 Wang D15/9
D548,751 S * 8/2007 Snider D15/7

DESCRIPTION

FIG. 1 is a front, left perspective view of a compressor showing my new design;

FIG. 2 is a front view thereof;

FIG. 3 is a left side view thereof;

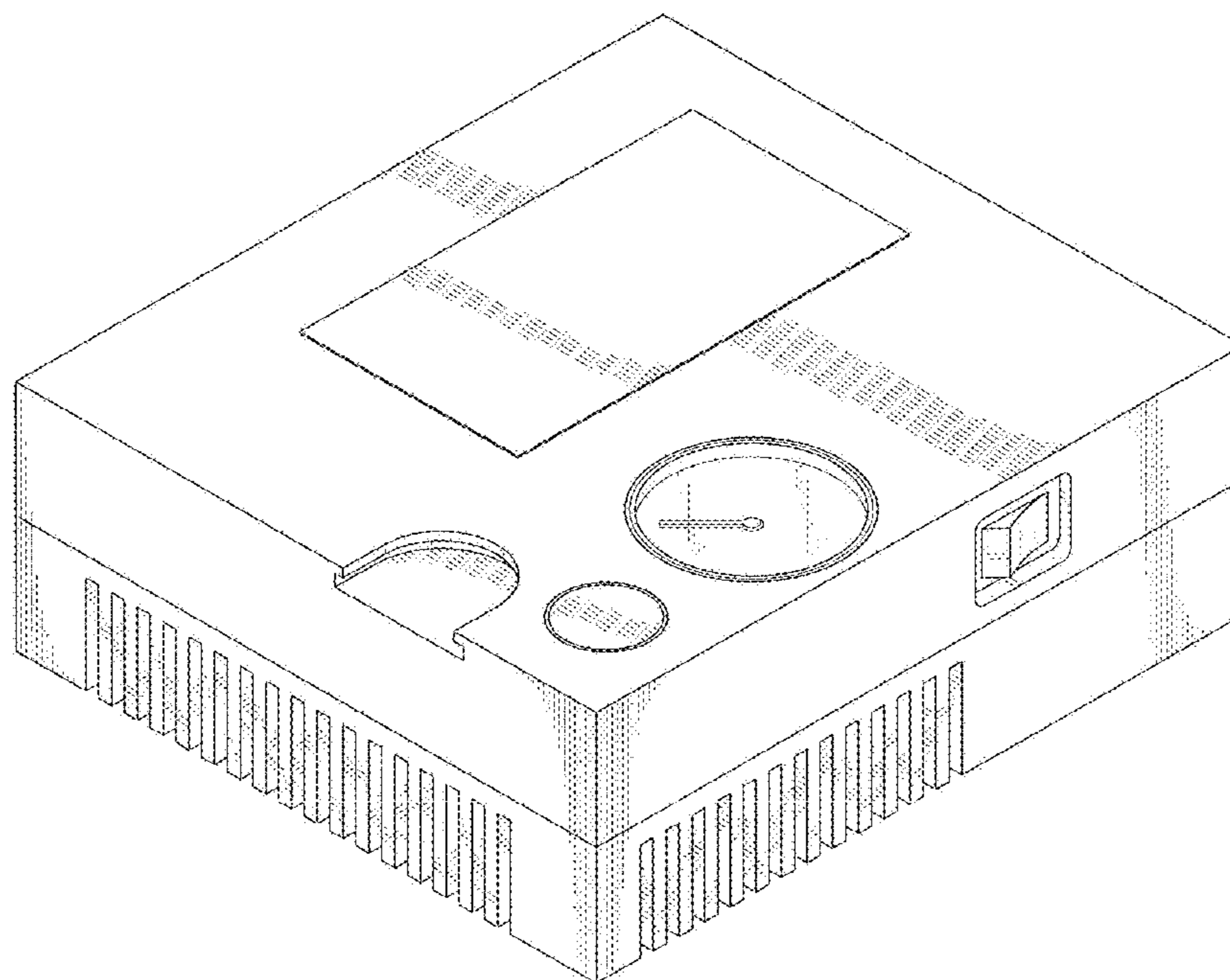
FIG. 4 is a right side view thereof;

FIG. 5 is a rear view thereof;

FIG. 6 is a top view thereof; and,

FIG. 7 is a bottom view thereof.

1 Claim, 7 Drawing Sheets



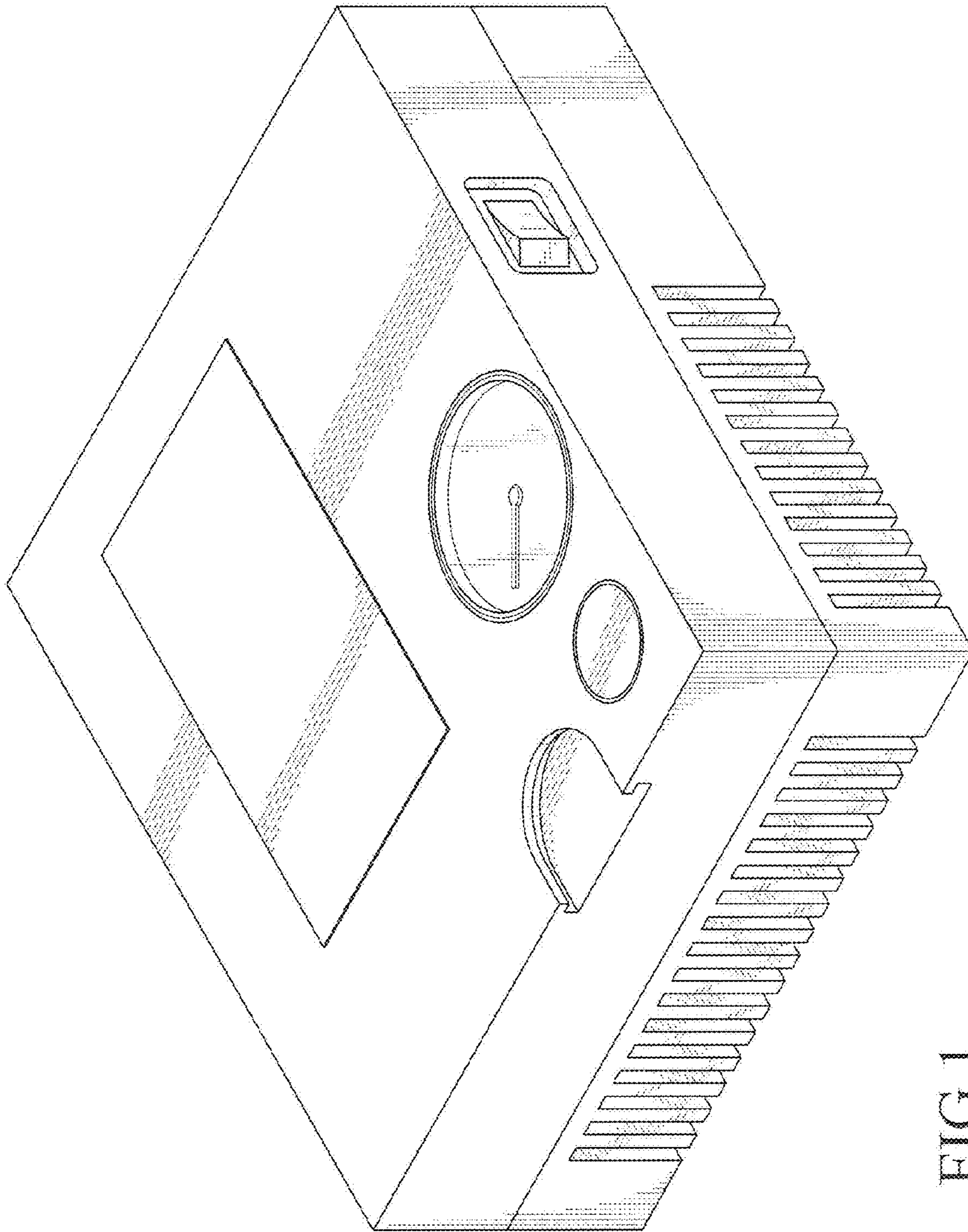


FIG. 1

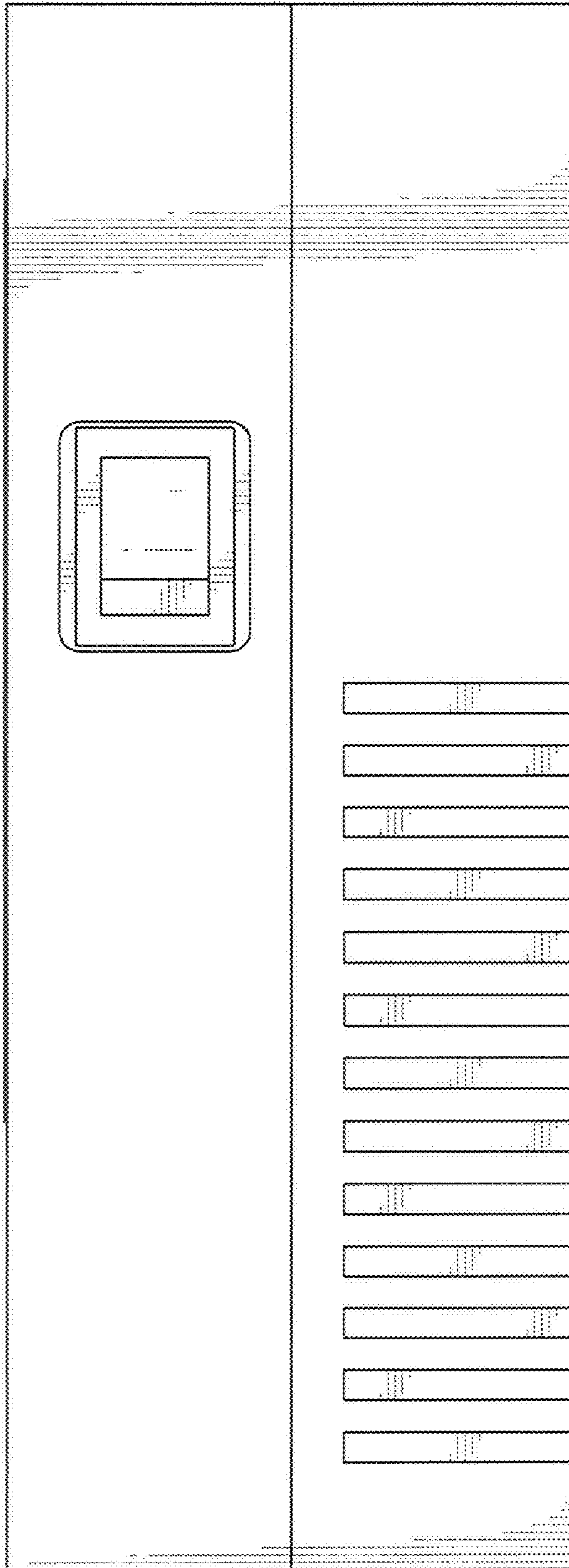


FIG. 2

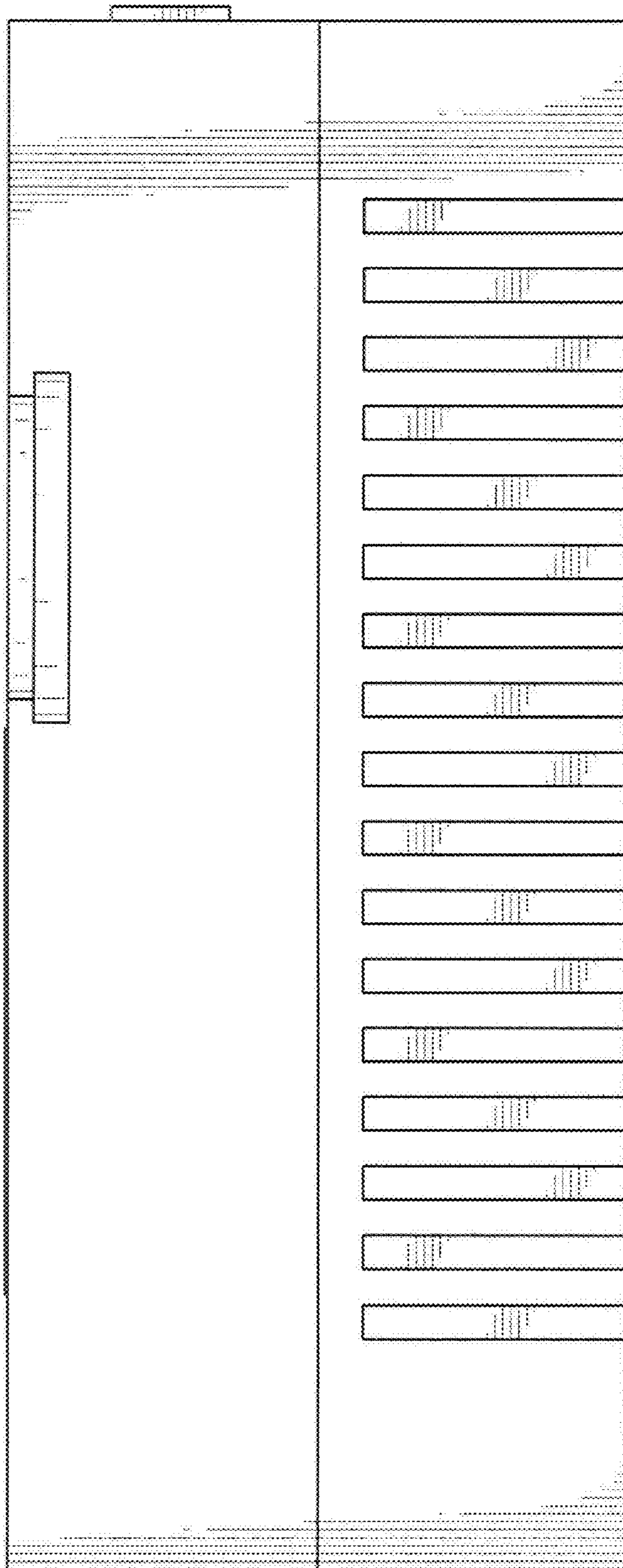


FIG. 3

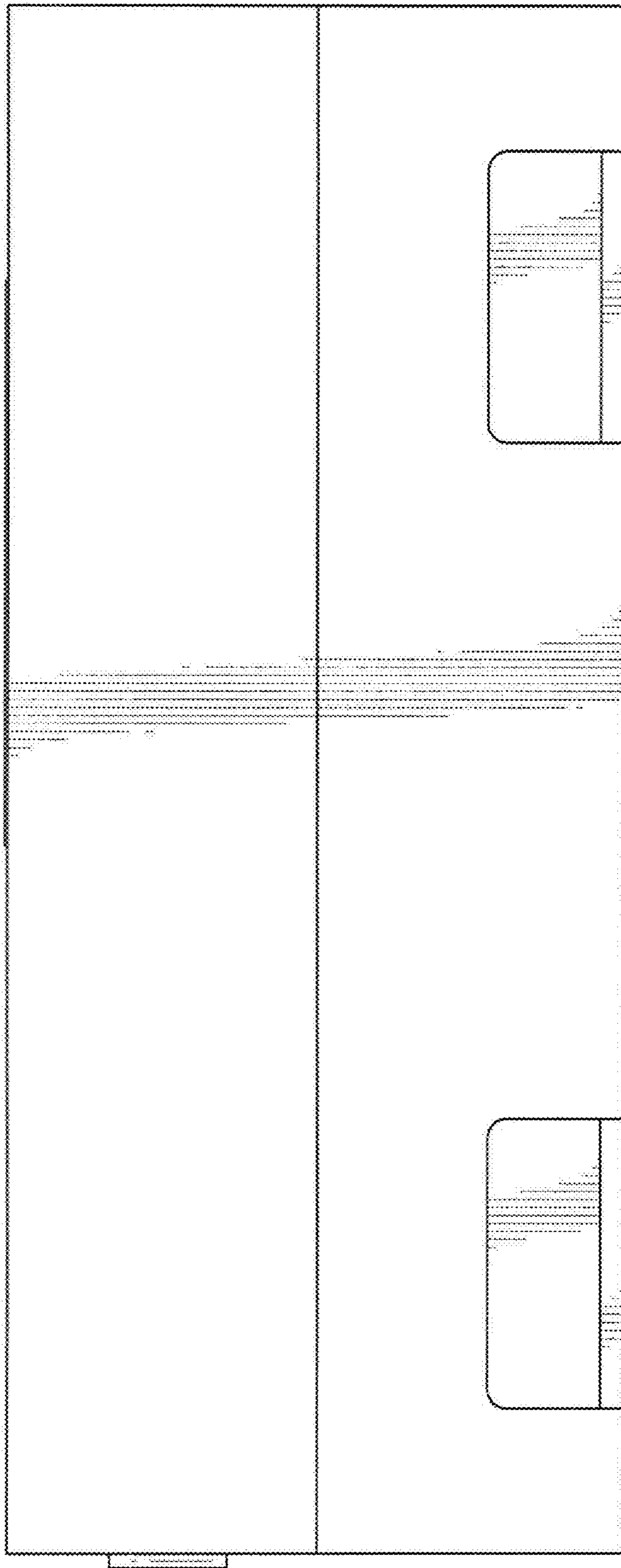


FIG. 4




FIG. 5




FIG. 6




FIG. 7