

US00D626561S

(12) **United States Design Patent**
Batchelder et al.

(10) **Patent No.:** **US D626,561 S**
(45) **Date of Patent:** **** Nov. 2, 2010**

(54) **CIRCULAR SATSECONDS INDICATOR AND TRIANGULAR SATURATION PATTERN DETECTION INDICATOR FOR A PATIENT MONITOR DISPLAY PANEL**

FOREIGN PATENT DOCUMENTS

CN 1642472 7/2005

(Continued)

(75) Inventors: **Keith Batchelder**, New York, NY (US);
Scott A. Amundson, Oakland, CA (US);
Mark Brecht, Imperial Beach, CA (US);
Claude Hutcheson, Greensboro, NC (US);
Daryl Bordon, Livermore, CA (US)

OTHER PUBLICATIONS

Symbol Source Book, by Henry Dreyfuss, Van Nostrand Reinhold Company, New York, NY, © 1972, pp. 26, 27, 29 and 59.*

(Continued)

(73) Assignee: **Nellcor Puritan Bennett LLC**, Boulder, CO (US)

Primary Examiner—Robin V Webster
Assistant Examiner—Karen E Kearney

(**) Term: **14 Years**

(57) **CLAIM**

(21) Appl. No.: **29/320,621**

The ornamental design for a circular satseconds indicator and a triangular saturation pattern detection indicator for a patient monitor display panel, as shown and described.

(22) Filed: **Jun. 30, 2008**

(51) **LOC (9) Cl.** **32-00**

(52) **U.S. Cl.** **D14/488**

(58) **Field of Classification Search** D14/485-95;
D18/26, 31-3; D19/6; D20/11-2, 23-5,
D20/29-32, 36-8; 715/700-867, 973-7
See application file for complete search history.

DESCRIPTION

FIG. 1 is a perspective view of a circular satseconds indicator and a triangular saturation pattern detection indicator for a patient monitor display panel, shown in the environment of a partially shown pulse oximetry monitor;

(56) **References Cited**

U.S. PATENT DOCUMENTS

3,638,640	A	2/1972	Shaw
4,714,341	A	12/1987	Hamaguri et al.
4,800,495	A	1/1989	Smith
4,805,623	A	2/1989	Jöbsis
4,807,631	A	2/1989	Hersh et al.
4,819,646	A	4/1989	Cheung et al.
4,859,056	A	8/1989	Prosser et al.
4,892,101	A	1/1990	Cheung et al.
4,911,167	A	3/1990	Corenman et al.
4,913,150	A	4/1990	Cheung et al.

FIG. 2 is a front view thereof, where the circular indicator is about three quarters full and the triangular indicator is about three quarters full;

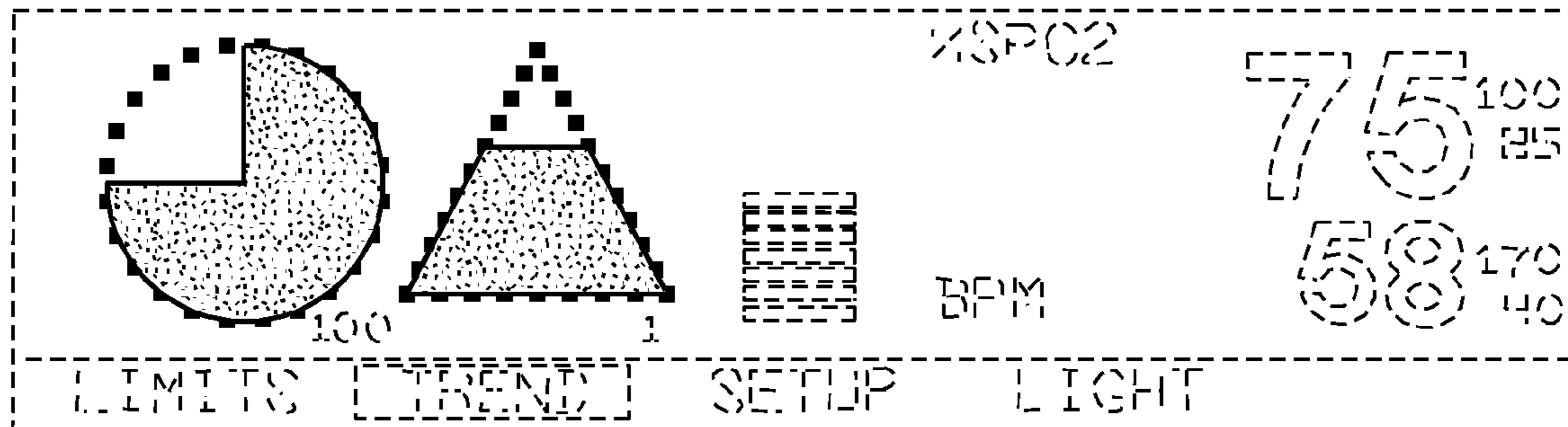
FIG. 3 is a front view thereof, shown in the environment of a multi-parameter monitor; and,

FIG. 4 is a front view thereof, shown in the environment of a pulse oximetry monitor, where the circular indicator is about three quarters full and the triangular indicator is about half full.

The broken lines showing the display panel and portions of the patient monitor are for the purpose of illustrating unclaimed portions and form no part of the claimed design.

(Continued)

1 Claim, 3 Drawing Sheets



US D626,561 S

Page 2

U.S. PATENT DOCUMENTS					
			6,088,607 A	7/2000	Diab et al.
4,934,372 A	6/1990	Corenman et al.	6,100,886 A *	8/2000	Lin 715/709
4,936,679 A	6/1990	Mersch	6,113,541 A	9/2000	Minamitani et al.
4,938,218 A	7/1990	Goodman et al.	6,120,460 A	9/2000	Abreu
4,971,062 A	11/1990	Hasebe et al.	6,134,460 A	10/2000	Chance
4,972,331 A	11/1990	Chance	6,150,951 A	11/2000	Olejniczak
4,974,591 A	12/1990	Awazu et al.	6,154,209 A *	11/2000	Naughton et al. 715/764
5,028,787 A	7/1991	Rosenthal et al.	6,154,667 A	11/2000	Miura et al.
5,040,539 A	8/1991	Schmitt et al.	6,163,715 A	12/2000	Larsen et al.
5,065,749 A	11/1991	Hasebe et al.	6,178,343 B1	1/2001	Bindszus et al.
5,084,327 A	1/1992	Stengel	6,181,958 B1	1/2001	Steuer et al.
5,119,815 A	6/1992	Chance	6,181,959 B1	1/2001	Schöllermann et al.
5,122,974 A	6/1992	Chance	6,216,021 B1	4/2001	Franceschini et al.
5,148,154 A *	9/1992	MacKay et al. 715/782	6,230,035 B1	5/2001	Aoyagi et al.
5,167,230 A	12/1992	Chance	6,239,801 B1 *	5/2001	Chiu et al. 715/203
5,190,038 A	3/1993	Polson et al.	6,266,546 B1	7/2001	Steuer et al.
5,246,003 A	9/1993	DeLonzor	6,285,895 B1	9/2001	Ristolainen et al.
5,247,931 A	9/1993	Norwood	6,312,393 B1	11/2001	Abreu
5,259,381 A	11/1993	Cheung et al.	6,334,065 B1	12/2001	Al-Ali et al.
5,263,244 A	11/1993	Centa et al.	6,353,750 B1	3/2002	Kimura et al.
5,275,159 A	1/1994	Griebel	6,360,114 B1	3/2002	Diab et al.
5,279,295 A	1/1994	Martens et al.	6,370,409 B1	4/2002	Chung et al.
5,297,548 A	3/1994	Pologe	6,388,240 B2	5/2002	Schulz et al.
5,355,880 A	10/1994	Thomas et al.	6,397,091 B2	5/2002	Diab et al.
5,372,136 A	12/1994	Steuer et al.	6,415,166 B1	7/2002	Van Hoy et al.
5,385,143 A	1/1995	Aoyagi	6,415,236 B2	7/2002	Kobayashi et al.
5,390,670 A	2/1995	Centa et al.	6,419,671 B1	7/2002	Lemberg
5,412,773 A *	5/1995	Carlucci et al. 715/723	D462,122 S *	8/2002	Hutcheson et al. D24/169
5,413,099 A	5/1995	Schmidt et al.	6,434,408 B1	8/2002	Heckel
5,431,170 A	7/1995	Mathews	6,438,399 B1	8/2002	Kurth
5,469,845 A	11/1995	DeLonzor et al.	6,452,608 B1 *	9/2002	Goken 715/716
RE35,122 E	12/1995	Corenman et al.	6,459,441 B1 *	10/2002	Perroux et al. 715/837
5,482,036 A	1/1996	Diab et al.	6,461,305 B1	10/2002	Schnall
5,483,646 A	1/1996	Uchikoga	6,463,311 B1	10/2002	Diab
5,553,614 A	9/1996	Chance	6,466,809 B1	10/2002	Riley
5,564,417 A	10/1996	Chance	6,487,439 B1	11/2002	Skladnev et al.
5,575,285 A	11/1996	Takanashi et al.	6,501,974 B2	12/2002	Huiku
5,611,337 A	3/1997	Bukta	6,501,975 B2	12/2002	Diab et al.
5,617,852 A	4/1997	Macgregor	6,510,331 B1	1/2003	Williams et al.
5,630,413 A	5/1997	Thomas et al.	D470,859 S *	2/2003	Lane D14/489
5,632,022 A *	5/1997	Warren et al. 715/776	6,526,301 B2	2/2003	Larsen et al.
5,645,059 A	7/1997	Fein et al.	D473,879 S *	4/2003	Lee D14/485
5,645,060 A	7/1997	Yorkey	6,544,193 B2	4/2003	Abreu
5,680,857 A	10/1997	Pelikan et al.	6,546,267 B1	4/2003	Sugiura et al.
5,692,503 A	12/1997	Keunstner	6,549,795 B1	4/2003	Chance
5,715,412 A *	2/1998	Aritsuka et al. 715/729	6,553,242 B1	4/2003	Sarussi
5,730,124 A	3/1998	Yamauchi	D474,479 S *	5/2003	Tambata D14/488
D393,843 S *	4/1998	Sakazume D14/489	6,580,086 B1	6/2003	Schulz et al.
5,758,644 A	6/1998	Diab et al.	D476,995 S *	7/2003	Kreikemeier et al. D14/486
5,779,631 A	7/1998	Chance	6,591,122 B2	7/2003	Schmitt
5,782,757 A	7/1998	Diab et al.	6,594,513 B1	7/2003	Jobsis et al.
5,786,592 A	7/1998	Hök	6,606,509 B2	8/2003	Schmitt
D400,522 S *	11/1998	Waldner D14/491	6,606,511 B1	8/2003	Ali et al.
5,830,136 A	11/1998	DeLonzor et al.	D480,092 S *	9/2003	Kreikemeier et al. D14/486
5,830,139 A	11/1998	Abreu	6,615,064 B1	9/2003	Aldrich
5,831,598 A	11/1998	Kauffert et al.	6,618,042 B1	9/2003	Powell
5,838,301 A *	11/1998	Okamoto et al. 715/730	6,622,095 B2	9/2003	Kobayashi et al.
5,842,981 A	12/1998	Larsen et al.	6,631,281 B1	10/2003	Kastle
5,846,190 A	12/1998	Woehrle	6,654,621 B2	11/2003	Palatnik et al.
5,871,442 A	2/1999	Madarasz et al.	6,654,624 B2	11/2003	Diab et al.
5,873,821 A	2/1999	Chance et al.	6,658,276 B2	12/2003	Kianl et al.
5,920,263 A	7/1999	Huttenhoff et al.	6,658,277 B2	12/2003	Wasserman
5,995,855 A	11/1999	Kiani et al.	6,662,030 B2	12/2003	Khalil et al.
5,995,856 A	11/1999	Mannheimer et al.	6,668,183 B2	12/2003	Hicks et al.
5,995,859 A	11/1999	Takahashi	6,671,526 B1	12/2003	Aoyagi et al.
6,005,658 A	12/1999	Nagai et al.	6,671,528 B2	12/2003	Steuer et al.
6,011,986 A	1/2000	Diab et al.	6,678,543 B2	1/2004	Diab et al.
6,023,287 A *	2/2000	Kimura et al. 715/719	6,684,090 B2	1/2004	Ali et al.
6,025,838 A *	2/2000	Bardon et al. 715/723	6,690,958 B1	2/2004	Walker et al.
6,064,377 A *	5/2000	Hoarty et al. 715/716	6,697,658 B2	2/2004	Al-Ali
6,064,898 A	5/2000	Aldrich	6,708,048 B1	3/2004	Chance
6,081,742 A	6/2000	Amano et al.	6,711,424 B1	3/2004	Fine et al.
			6,711,425 B1	3/2004	Reuss

US D626,561 S

6,714,245 B1	3/2004	Ono		7,392,075 B2	6/2008	Baker, Jr.	
6,714,804 B2	3/2004	Al-Ali et al.		7,398,115 B2	7/2008	Lynn	
6,718,308 B1 *	4/2004	Nolting	715/728	7,467,002 B2	12/2008	Weber et al.	
6,725,074 B1	4/2004	Kastle		7,474,907 B2	1/2009	Baker, Jr.	
6,731,274 B2	5/2004	Powell		D593,124 S *	5/2009	Danton	D14/489
6,748,252 B2	6/2004	Lynn et al.		7,584,213 B2 *	9/2009	Liebich et al.	715/712
6,760,608 B2	7/2004	Lynn		7,607,088 B2 *	10/2009	Bertram et al.	715/711
6,785,568 B2	8/2004	Chance		7,620,895 B2 *	11/2009	Adkins et al.	715/709
6,793,654 B2	9/2004	Lemberg		2001/0005773 A1	6/2001	Larsen et al.	
6,801,797 B2	10/2004	Mannheimer et al.		2001/0020122 A1	9/2001	Steuer et al.	
6,801,798 B2	10/2004	Geddes et al.		2001/0039376 A1	11/2001	Steuer et al.	
6,801,799 B2	10/2004	Mendelson		2001/0044700 A1	11/2001	Kobayashi et al.	
6,816,266 B2	11/2004	Varshneya et al.		2001/0051767 A1	12/2001	Williams et al.	
6,816,741 B2	11/2004	Diab		2002/0026106 A1	2/2002	Khalil et al.	
D500,047 S *	12/2004	Sevdermish	D14/486	2002/0035318 A1	3/2002	Mannheimer et al.	
6,829,496 B2	12/2004	Nagai et al.		2002/0038079 A1	3/2002	Steuer et al.	
6,839,579 B1	1/2005	Chin		2002/0042558 A1	4/2002	Mendelson	
6,839,582 B2	1/2005	Heckel		2002/0049389 A1	4/2002	Abreu	
6,850,053 B2	2/2005	Daalmans et al.		2002/0062071 A1	5/2002	Diab et al.	
6,850,252 B1 *	2/2005	Hoffberg	715/716	2002/0111748 A1	8/2002	Kobayashi et al.	
6,850,787 B2	2/2005	Weber et al.		2002/0133068 A1	9/2002	Huiku	
6,863,652 B2	3/2005	Huang et al.		2002/0156354 A1	10/2002	Larson	
6,873,865 B2	3/2005	Steuer et al.		2002/0161287 A1	10/2002	Schmitt	
6,889,153 B2	5/2005	Dietiker		2002/0161290 A1	10/2002	Chance	
6,898,451 B2	5/2005	Wuori		2002/0165439 A1	11/2002	Schmitt	
6,898,452 B2	5/2005	Al-Ali et al.		2002/0180774 A1 *	12/2002	Errico et al.	345/721
D505,876 S *	6/2005	Kaczmarek	D10/104	2002/0198443 A1	12/2002	Ting	
6,939,307 B1	9/2005	Dunlop		2003/0023140 A1	1/2003	Chance	
6,947,780 B2	9/2005	Scharf		2003/0055324 A1	3/2003	Wasserman	
6,947,781 B2	9/2005	Asada et al.		2003/0060693 A1	3/2003	Monfre et al.	
6,949,081 B1	9/2005	Chance		2003/0139687 A1	7/2003	Abreu	
6,961,598 B2	11/2005	Diab		2003/0144584 A1	7/2003	Mendelson	
6,983,178 B2	1/2006	Fine et al.		2003/0220548 A1	11/2003	Schmitt	
6,985,762 B2	1/2006	Brashears et al.		2003/0220576 A1	11/2003	Diab	
6,987,994 B1	1/2006	Mortz et al.		2004/0010188 A1	1/2004	Wasserman	
6,993,371 B2	1/2006	Kiani et al.		2004/0054270 A1	3/2004	Pewzner et al.	
6,996,427 B2	2/2006	Ali et al.		2004/0059209 A1	3/2004	Al-Ali et al.	
6,999,904 B2	2/2006	Weber et al.		2004/0087846 A1	5/2004	Wasserman	
7,006,856 B2	2/2006	Baker, Jr. et al.		2004/0107065 A1	6/2004	Al-Ali	
7,016,715 B2	3/2006	Stetson		2004/0127779 A1	7/2004	Steuer et al.	
7,024,233 B2	4/2006	Al et al.		2004/0133087 A1	7/2004	Ali et al.	
7,024,235 B2	4/2006	Melker et al.		2004/0138540 A1	7/2004	Baker et al.	
7,027,849 B2	4/2006	Al-Ali		2004/0158134 A1	8/2004	Diab et al.	
7,027,850 B2	4/2006	Wasserman		2004/0171920 A1	9/2004	Mannheimer et al.	
7,030,749 B2	4/2006	Al-Ali		2004/0176670 A1	9/2004	Takamura et al.	
7,035,679 B2	4/2006	Addison et al.		2004/0176671 A1	9/2004	Fine et al.	
7,035,697 B1	4/2006	Brown		2004/0181133 A1	9/2004	Al-Ali	
7,044,918 B2	5/2006	Diab		2004/0230106 A1	11/2004	Schmitt et al.	
7,047,056 B2	5/2006	Hannula et al.		2004/0230107 A1	11/2004	Asada et al.	
7,060,035 B2	6/2006	Wasserman		2005/0033128 A1	2/2005	Ali et al.	
7,127,278 B2	10/2006	Melker et al.		2005/0070774 A1	3/2005	Addison	
D533,183 S *	12/2006	Gusmorino et al.	D14/492	2005/0080323 A1	4/2005	Kato	
7,162,306 B2	1/2007	Caby et al.		2005/0085735 A1	4/2005	Baker, Jr. et al.	
7,178,161 B1 *	2/2007	Fristoe et al.	715/716	2005/0101850 A1	5/2005	Parker	
7,194,293 B2	3/2007	Baker, Jr.		2005/0101889 A1	5/2005	Freeman et al.	
7,209,775 B2	4/2007	Bae et al.		2005/0113651 A1	5/2005	Wood et al.	
7,225,013 B2	5/2007	Geva et al.		2005/0113656 A1	5/2005	Chance	
7,228,161 B2	6/2007	Chin		2005/0132291 A1 *	6/2005	Wagner et al.	715/716
7,236,811 B2	6/2007	Schmitt		2005/0143634 A1	6/2005	Baker, Jr. et al.	
7,263,395 B2	8/2007	Chan et al.		2005/0168722 A1	8/2005	Forstner et al.	
7,272,426 B2	9/2007	Schmid		2005/0177034 A1	8/2005	Beaumont	
7,280,858 B2	10/2007	Al-Ali et al.		2005/0192488 A1	9/2005	Bryenton et al.	
7,292,883 B2	11/2007	De Felice et al.		2005/0197551 A1	9/2005	Al-Ali et al.	
7,295,866 B2	11/2007	Al-Ali		2005/0203357 A1	9/2005	Debreczeny et al.	
7,302,284 B2	11/2007	Baker, Jr. et al.		2005/0210390 A1 *	9/2005	Ono	715/730
7,309,314 B2	12/2007	Grant et al.		2005/0228248 A1	10/2005	Dietiker	
7,315,753 B2	1/2008	Baker, Jr. et al.		2005/0234317 A1	10/2005	Kiani	
7,336,983 B2	2/2008	Baker, Jr. et al.		2005/0256386 A1	11/2005	Chan et al.	
D569,874 S *	5/2008	Wasko et al.	D14/488	2005/0267346 A1	12/2005	Faber et al.	
7,373,193 B2	5/2008	Al-Ali et al.		2005/0283059 A1	12/2005	Iyer et al.	
7,373,194 B2	5/2008	Weber et al.		2006/0009688 A1	1/2006	Lamego et al.	
7,377,899 B2	5/2008	Weber et al.		2006/0015021 A1	1/2006	Cheng	
7,387,607 B2	6/2008	Holt		2006/0020181 A1	1/2006	Schmitt	

2006/0025931	A1	2/2006	Rosen et al.	JP	2004248819	9/2004
2006/0030763	A1	2/2006	Mannheimer et al.	JP	2004290545	10/2004
2006/0030764	A1	2/2006	Porges et al.	WO	WO9111137	8/1991
2006/0030766	A1	2/2006	Stetson	WO	WO9309711	5/1993
2006/0052680	A1	3/2006	Diab	WO	WO9403102	2/1994
2006/0058683	A1	3/2006	Chance	WO	WO9843071	10/1998
2006/0064024	A1	3/2006	Schnall	WO	WO9932030	7/1999
2006/0075348	A1 *	4/2006	Xu et al. 715/730	WO	WO0021438	4/2000
2006/0092029	A1	5/2006	Browne et al.	WO	WO03000125	1/2003
2006/0106293	A1	5/2006	Fantini et al.	WO	WO2005020120	3/2005
2006/0122476	A1	6/2006	Van Slyke et al.	WO	WO2007048989	5/2007
2006/0135860	A1	6/2006	Baker, Jr. et al.			
2006/0149144	A1	7/2006	Lynn et al.			
2006/0155206	A1	7/2006	Lynn			
2006/0161389	A1	7/2006	Weber et al.			
2006/0189880	A1	8/2006	Lynn et al.			
2006/0195025	A1	8/2006	Ali et al.			
2006/0195028	A1	8/2006	Hannula et al.			
2006/0200016	A1	9/2006	Diab et al.			
2006/0206021	A1	9/2006	Diab			
2006/0224053	A1	10/2006	Black et al.			
2006/0224058	A1	10/2006	Mannheimer			
2006/0247501	A1	11/2006	Ali			
2006/0253007	A1	11/2006	Cheng et al.			
2006/0258921	A1	11/2006	Addison et al.			
2006/0258923	A1	11/2006	Al-Ali et al.			
2006/0258924	A1	11/2006	Al-Ali et al.			
2006/0258925	A1	11/2006	Al-Ali et al.			
2006/0270920	A1	11/2006	Al-Ali et al.			
2006/0281983	A1	12/2006	Al-Ali et al.			
2007/0010723	A1	1/2007	Utela et al.			
2007/0027368	A1	2/2007	Collins et al.			
2007/0129647	A1	6/2007	Lynn			
2007/0191697	A1	8/2007	Lynnet et al.			
2007/0213621	A1	9/2007	Reisfeld et al.			
2007/0213622	A1	9/2007	Reisfeld et al.			
2007/0260132	A1	11/2007	Sterling et al.			
2008/0036752	A1	2/2008	Diab et al.			
2008/0045810	A1	2/2008	Weber et al.			
2008/0064936	A1	3/2008	Al-Ali			
2008/0066753	A1	3/2008	Martin et al.			
2008/0076992	A1	3/2008	Hete et al.			
2008/0081973	A1	4/2008	Hoarau			
2008/0091093	A1	4/2008	Al-Ali et al.			
2008/0097173	A1	4/2008	Soyemi et al.			
2008/0146901	A1	6/2008	Katura et al.			
2008/0168951	A1	7/2008	Starr et al.			
2008/0171926	A1	7/2008	Sola I Caros et al.			
2008/0188733	A1	8/2008	Al-Ali et al.			
2008/0188760	A1	8/2008	Al-Ali et al.			
2008/0198361	A1	8/2008	Kaushal et al.			
2008/0200775	A1	8/2008	Lynn			
2008/0221464	A1	9/2008	Al-Ali			
2008/0242955	A1	10/2008	Utela et al.			
2008/0243021	A1	10/2008	Causevic et al.			
2008/0255436	A1	10/2008	Baker			
2008/0316488	A1	12/2008	Mao et al.			
2009/0282372	A1 *	11/2009	Jerding et al. 715/867			
2009/0288013	A1 *	11/2009	Zhang et al. 715/744			

OTHER PUBLICATIONS

Leahy, Martin J., et al.; "Sensor Validation in Biomedical Applications," *IFAC Modelling and Control in Biomedical Systems*, Warwick, UK; pp. 221-226 (1997).

Barreto, Armando B., et al.; "Adaptive LMS Delay Measurement in dual Blood Volume Pulse Signals for Non-Invasive Monitoring," *IEEE*, pp. 117-120 (1997).

East, Christine E., et al.; "Fetal Oxygen Saturation and Uterine Contractions During Labor," *American Journal of Perinatology*, vol. 15, No. 6, pp. 345-349 (Jun. 1998).

Edrich, Thomas, et al.; "Can the Blood Content of the Tissues be Determined Optically During Pulse Oximetry Without Knowledge of the Oxygen Saturation?—An In-Vitro Investigation," *Proceedings of the 20th Annual International conference of the IEEE Engie in Medicine and Biology Society*, vol. 20, No. 6, p. 3072-3075, 1998.

Such, Hans Olaf; "Optoelectronic Non-invasive Vascular Diagnostics Using multiple Wavelength and Imaging Approach," *Dissertation*, (1998).

Todd, Bryan, et al.; "The Identification of Peaks in Physiological Signals," *Computers and Biomedical Research*, vol. 32, pp. 322-335 (1999).

Goldman, Julian M.; "Masimo Signal Extraction Pulse Oximetry," *Journal of Clinical Monitoring and Computing*, vol. 16, pp. 475-483 (2000).

Coetzee, Frans M.; "Noise-Resistant Pulse Oximetry Using a Synthetic Reference Signal," *IEEE Transactions on Biomedical Engineering*, vol. 47, No. 8, Aug. 2000, pp. 1018-1026.

Kaestle, S.; "Determining Artefact Sensitivity of New Pulse Oximeters in Laboratory Using Signals Obtained from Patient," *Biomedizinische Technik*, vol. 45 (2000).

Belal, Suliman Yousef, et al.; "A fuzzy system for detecting distorted plethysmogram pulses in neonates and paediatric patients," *Physiol. Meas.*, vol. 22, pp. 397-412 (2001).

Chan, K.W., et al.; "17.3: Adaptive Reduction of Motion Artifact from Photoplethysmographic Recordings using a Variable Step-Size LMS Filter," *IEEE*, pp. 1343-1346 (2002).

Cyrrill, D., et al.; "Adaptive Comb Filter for Quasi-Periodic Physiologic Signals," *Proceedings of the 25th Annual International Conference of the IEEE EMBS*, Cancun, Mexico, Sep. 17-21, 2003; pp. 2439-2442.

Stetson, Paul F.; "Determining Heart Rate from Noisy Pulse Oximeter Signals Using Fuzzy Logic," *The IEEE International Conference on Fuzzy Systems*, St. Louis, Missouri, May 25-28, 2003; pp. 1053-1058.

Lee, C.M., et al.; "Reduction of motion artifacts from photoplethysmographic recordings using wavelet denoising approach," *IEEE EMBS Asian-Pacific Conference on Biomedical Engineering*, Oct. 20-22, 2003; pp. 194-195.

Johansson A.; "Neural network for photoplethysmographic respiratory rate monitoring," *Medical & Biological Engineering & Computing*, vol. 41, pp. 242-248 (2003).

Addison, Paul S., et al.; "A novel time-frequency-based 3D Lissajous figure method and its application to the determination of oxygen saturation from the photoplethysmogram," *Institute of Physic Publishing, Meas. Sci. Technol.*, vol. 15, pp. L15-L18 (2004).

Cysewska-Sobusaik, Anna; "Metrological Problems With noninvasive Transillumination of Living Tissues," *Proceedings of SPIE*, vol. 4515, pp. 15-24 (2001).

FOREIGN PATENT DOCUMENTS

CN	100425197 C	10/2008
EP	194105	5/1991
JP	3170866	7/1991
JP	3238813	10/1991
JP	4332536	11/1992
JP	7124138	5/1995
JP	2003194714	7/2003
JP	2003210438	7/2003
JP	2004008572	1/2004
JP	2004113353	4/2004
JP	2004194908	7/2004

Maletas, Francois-Xavier, et al.; "Construction and calibration of a new design of Fiber Optic Respiratory Plethysmograph (FORP)," *Optomechanical Design and Engineering, Proceedings of SPIE*, vol. 4444, pp. 285-293 (2001).

Relente, A.R., et al.; "Characterization and Adaptive Filtering of Motion Artifacts in Pulse Oximetry using Accelerometers," *Proceed-*

ings of the Second joint EMBS/BMES Conference, Houston, Texas, Oct. 23-26, 2002; pp. 1769-1770.

* cited by examiner

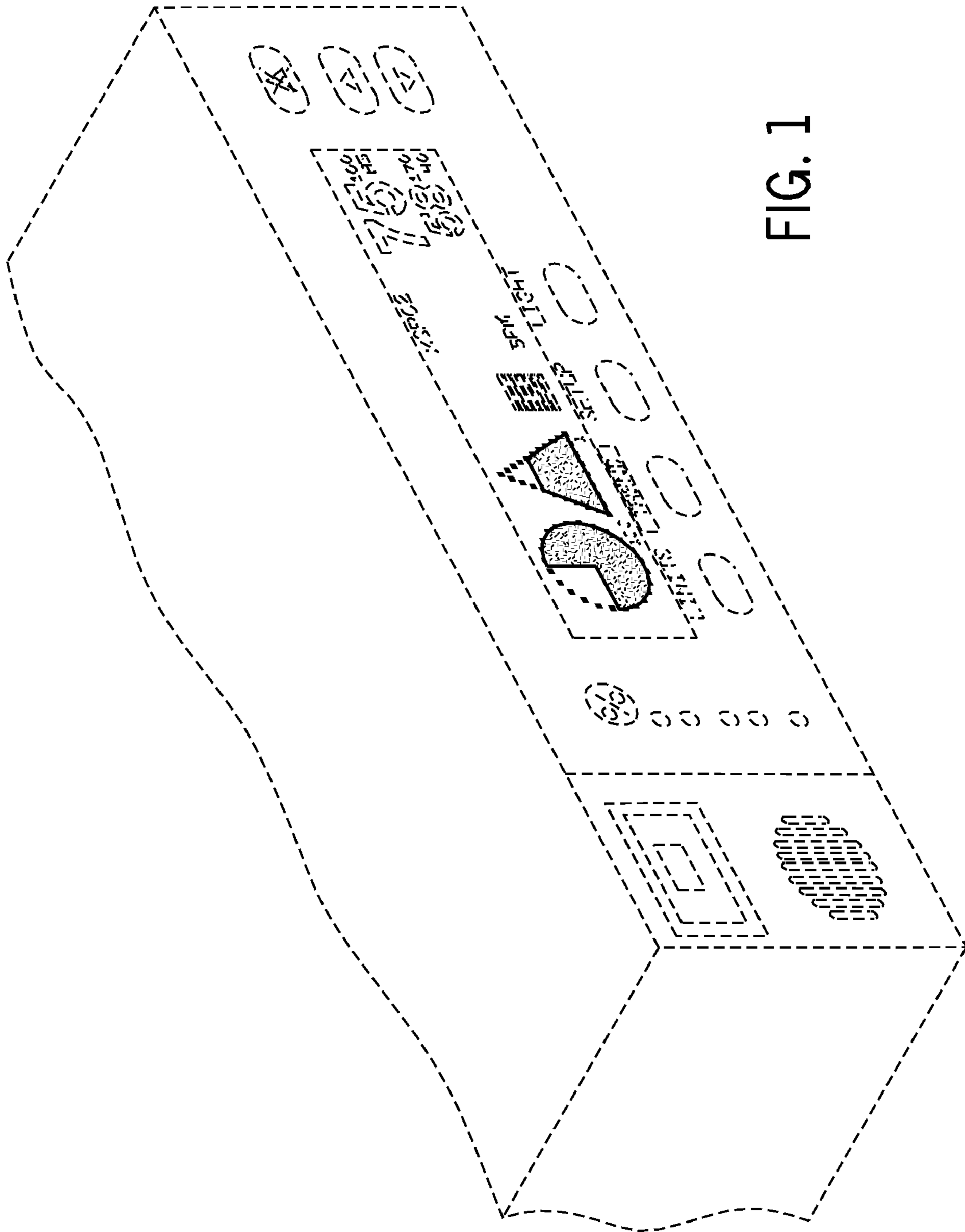


FIG. 1

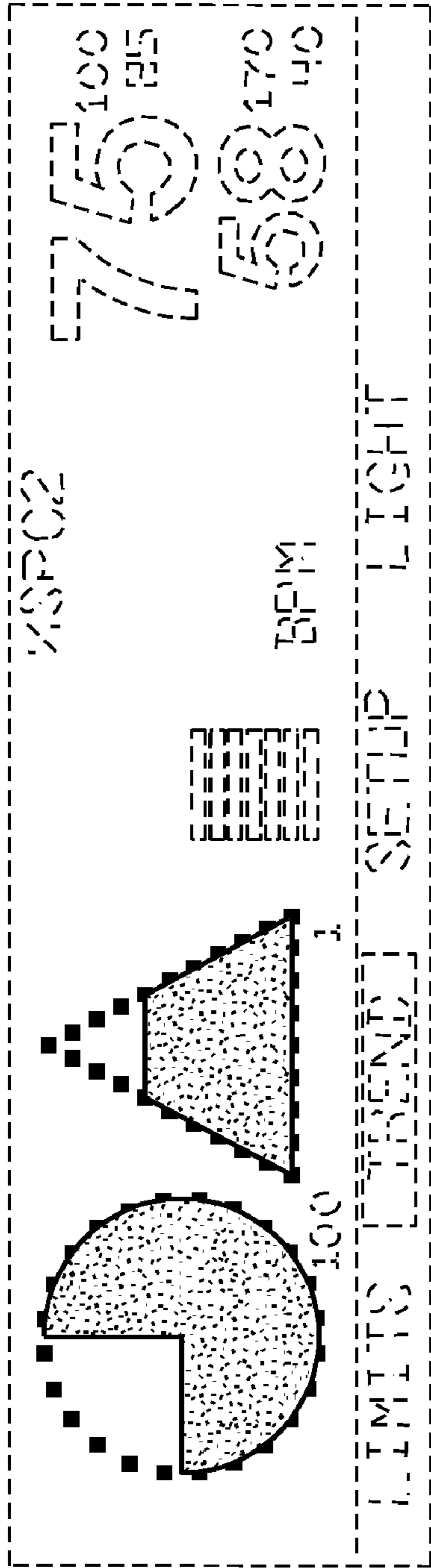


FIG. 2

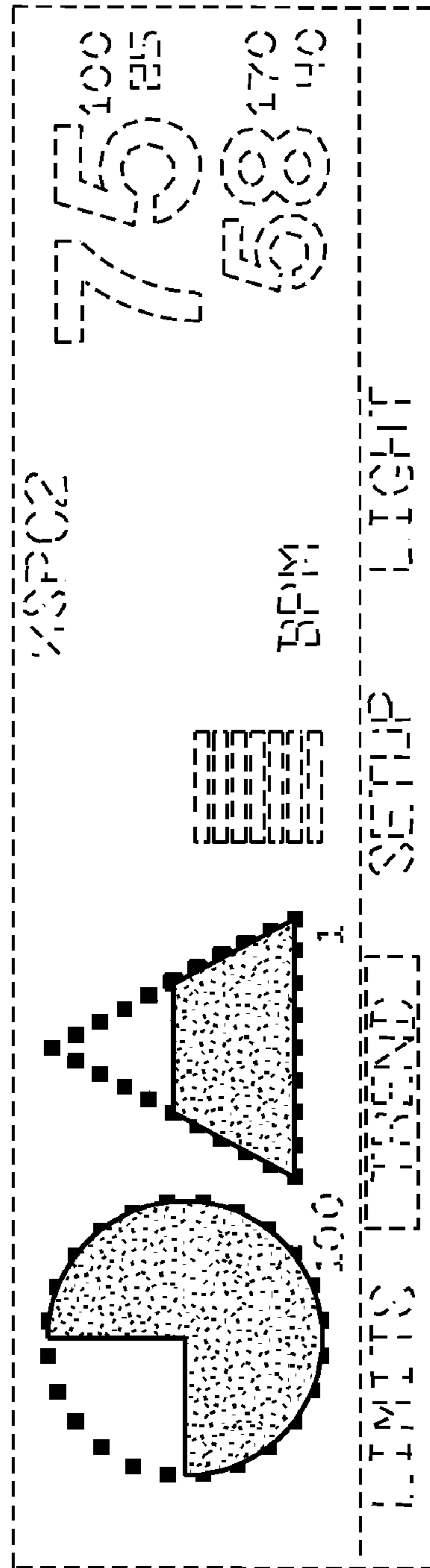


FIG. 4

FIG. 3

