



US00D626560S

(12) **United States Design Patent**  
**Fitzmaurice et al.**

(10) **Patent No.:** **US D626,560 S**  
(45) **Date of Patent:** **\*\* Nov. 2, 2010**

(54) **TRANSITIONAL ICON FOR A PORTION OF A DISPLAY SCREEN**

(75) Inventors: **George Fitzmaurice**, Ontario (CA); **Gord Kurtenbach**, Ontario (CA); **Justin Matejka**, Ontario (CA); **Marsha Leverock**, Ontario (CA); **Paul D. Vaters**, Ontario (CA)

(73) Assignee: **Autodesk, Inc.**, San Rafael, CA (US)

(\*\*) Term: **14 Years**

(21) Appl. No.: **29/309,688**

(22) Filed: **Sep. 26, 2008**

**Related U.S. Application Data**

(63) Continuation-in-part of application No. 12/200,373, filed on Aug. 28, 2008.

(51) **LOC (9) Cl.** ..... **14-04**

(52) **U.S. Cl.** ..... **D14/488**

(58) **Field of Classification Search** ..... D14/485-95; D18/24-33; D19/6, 52, 9, 10; D20/11; D21/324-33; 715/700-867, 973-77

See application file for complete search history.

(56) **References Cited**

**U.S. PATENT DOCUMENTS**

5,491,782	A *	2/1996	King et al.	715/833
5,559,301	A *	9/1996	Bryan et al.	84/653
5,615,347	A *	3/1997	Davis et al.	715/833
D390,839	S *	2/1998	Yamamoto et al.	D14/494
D495,338	S *	8/2004	Peter et al.	D14/486
D604,308	S *	11/2009	Takano	D14/486
2005/0091604	A1 *	4/2005	Davis	715/772
2005/0102627	A1 *	5/2005	Novak et al.	715/744

2008/0059909	A1 *	3/2008	Parada et al.	715/841
2009/0070693	A1 *	3/2009	Mosquera et al.	715/764
2009/0235198	A1 *	9/2009	Migos et al.	715/780
2009/0259960	A1 *	10/2009	Steinle et al.	715/771
2010/0050106	A1 *	2/2010	Koizumi et al.	715/771

**OTHER PUBLICATIONS**

McGuffin et al., "FaST Sliders: Integrating Marking Menus and the Adjustment of Continuous Values".  
U.S. Appl. No. 12/200,278, filed Aug. 28, 2008, Fitzmaurice, et al., Autodesk, Inc.  
U.S. Appl. No. 12/200,355, filed Aug. 28, 2008, Fitzmaurice, et al., Autodesk, Inc.

(Continued)

*Primary Examiner*—Melanie H Tung  
(74) *Attorney, Agent, or Firm*—Staas & Halsey LLP

(57) **CLAIM**

The ornamental design for a transitional icon for a portion of a display screen, as shown and described.

**DESCRIPTION**

FIG. 1 is a front view of the first image of a transitional icon for portion of a display screen;

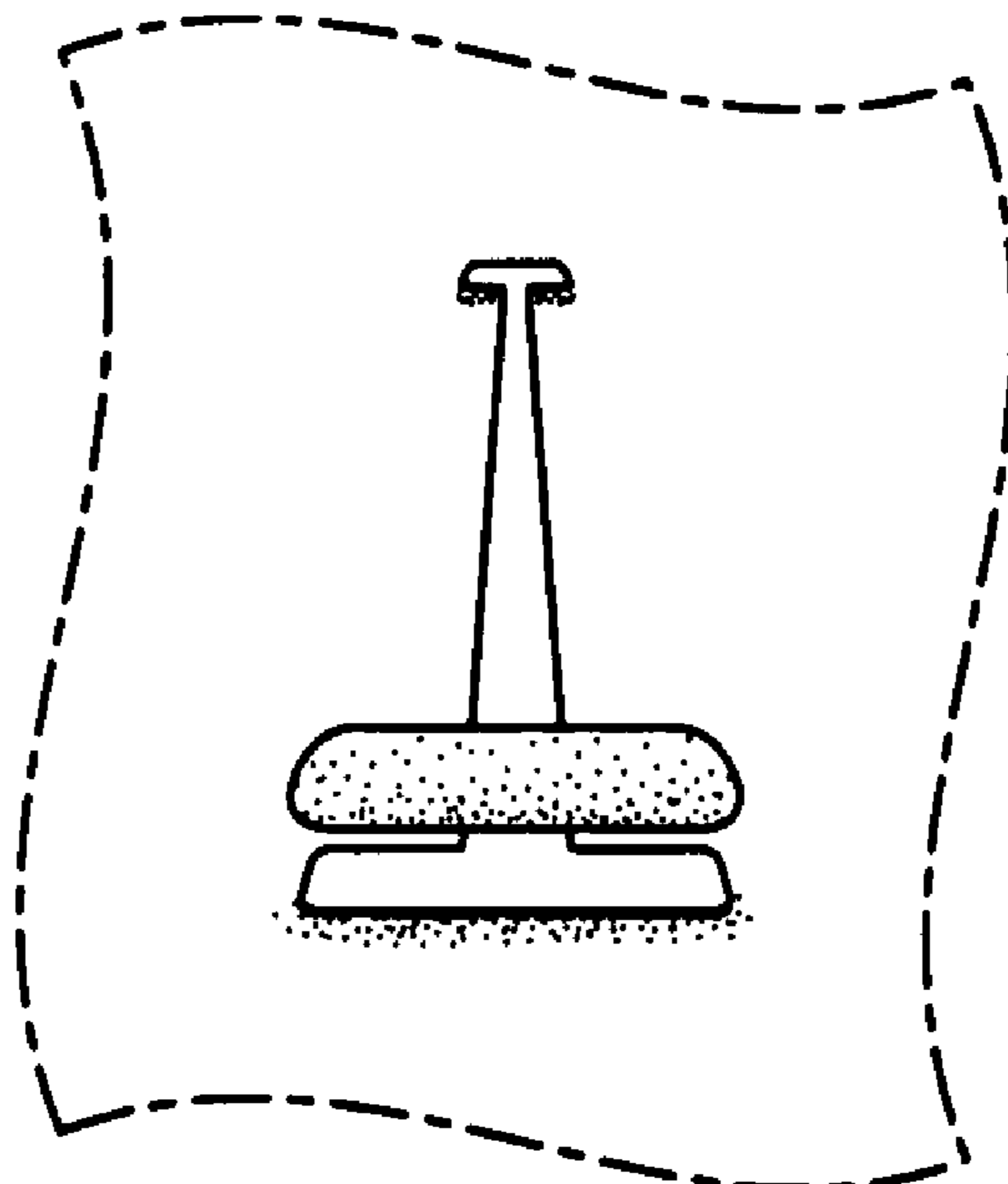
FIG. 2 is a front view of a second image thereof; and,

FIG. 3 is a front view of a third image thereof.

The broken line showing a portion of a display screen is for illustrative purposes only and forms no part of the claimed design.

The appearance of the image transitions sequentially between the images shown in FIGS. 1-3. The process or period in which an image transitions to another forms no part of the claimed design.

**1 Claim, 3 Drawing Sheets**



OTHER PUBLICATIONS

- U.S. Appl. No. 12/200,340, filed Aug. 28, 2008, Fitzmaurice, et al., Autodesk, Inc.
- U.S. Appl. No. 12/200,333, filed Aug. 28, 2008, Fitzmaurice, et al., Autodesk, Inc.
- U.S. Appl. No. 12/200,346, filed Aug. 28, 2008, Fitzmaurice, et al., Autodesk, Inc.
- U.S. Appl. No. 12/200,485, filed Aug. 28, 2008, Fitzmaurice, et al., Autodesk, Inc.
- U.S. Appl. No. 12/200,327, filed Aug. 28, 2008, Fitzmaurice, et al., Autodesk, Inc.
- U.S. Appl. No. 12/200,309, filed Aug. 28, 2008, Fitzmaurice, et al., Autodesk, Inc.
- U.S. Appl. No. 12/200,440, filed Aug. 28, 2008, Fitzmaurice, et al., Autodesk, Inc.
- U.S. Appl. No. 12/200,475, filed Aug. 28, 2008, Fitzmaurice, et al., Autodesk, Inc.
- U.S. Appl. No. 12/200,373, filed Aug. 28, 2008, Fitzmaurice, et al., Autodesk, Inc.
- U.S. Appl. No. 12/200,429, filed Aug. 28, 2008, Fitzmaurice, et al., Autodesk, Inc.
- U.S. Appl. No. 12/200,449, filed Aug. 28, 2008, Fitzmaurice, et al., Autodesk, Inc.
- U.S. Appl. No. 12/200,319, filed Aug. 28, 2008, Fitzmaurice, et al., Autodesk, Inc.
- U.S. Appl. No. 12/200,458, filed Aug. 28, 2008, Fitzmaurice, et al., Autodesk, Inc.
- U.S. Appl. No. 12/200,480, filed Aug. 28, 2008, Fitzmaurice, et al., Autodesk, Inc.
- U.S. Appl. No. 12/200,421, filed Aug. 28, 2008, Fitzmaurice, et al., Autodesk, Inc.
- U.S. Appl. No. 61/022,373, filed Jan. 22, 2008, Fitzmaurice, et al., Autodesk, Inc.

\* cited by examiner

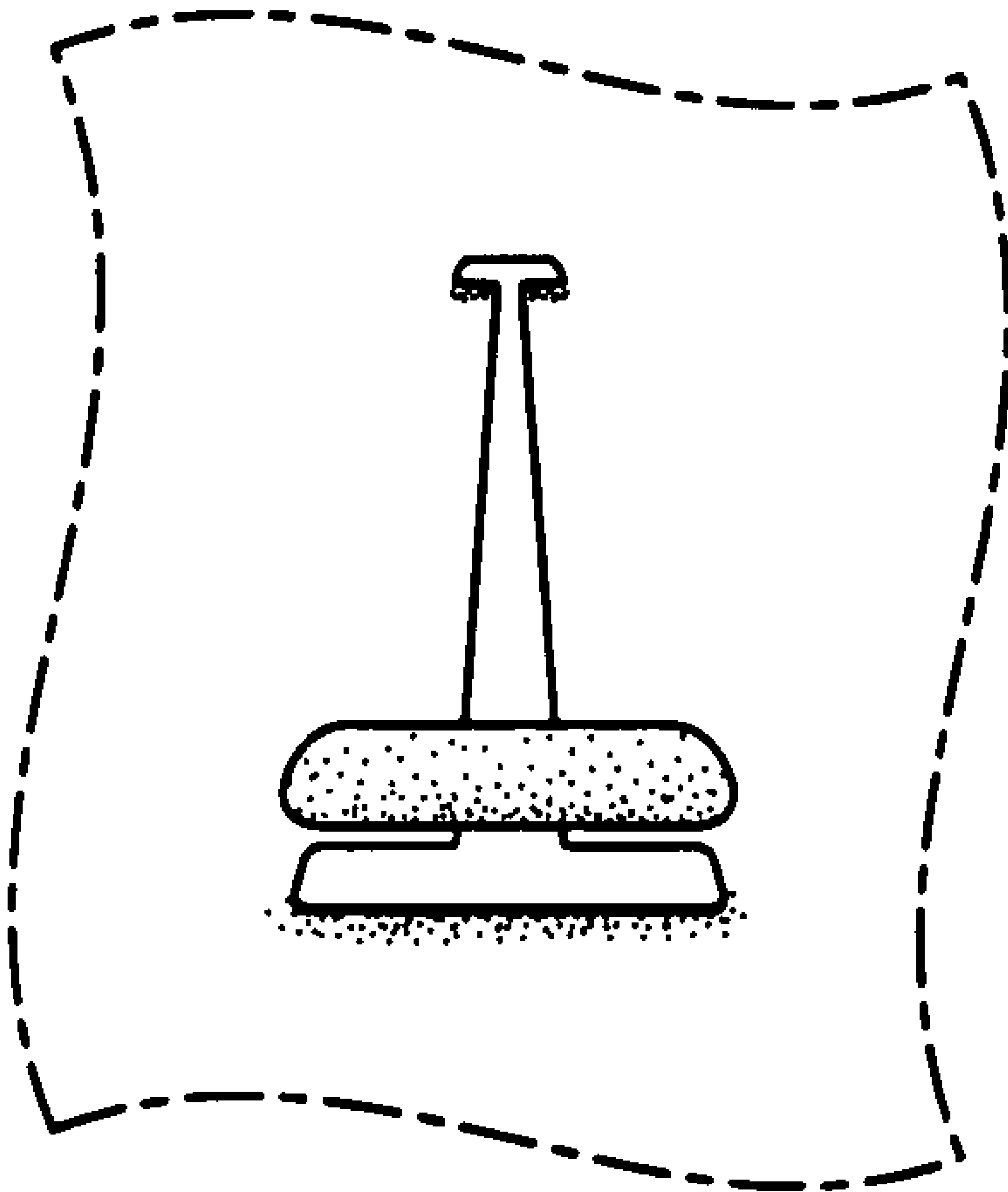


FIG. 1




FIG. 2

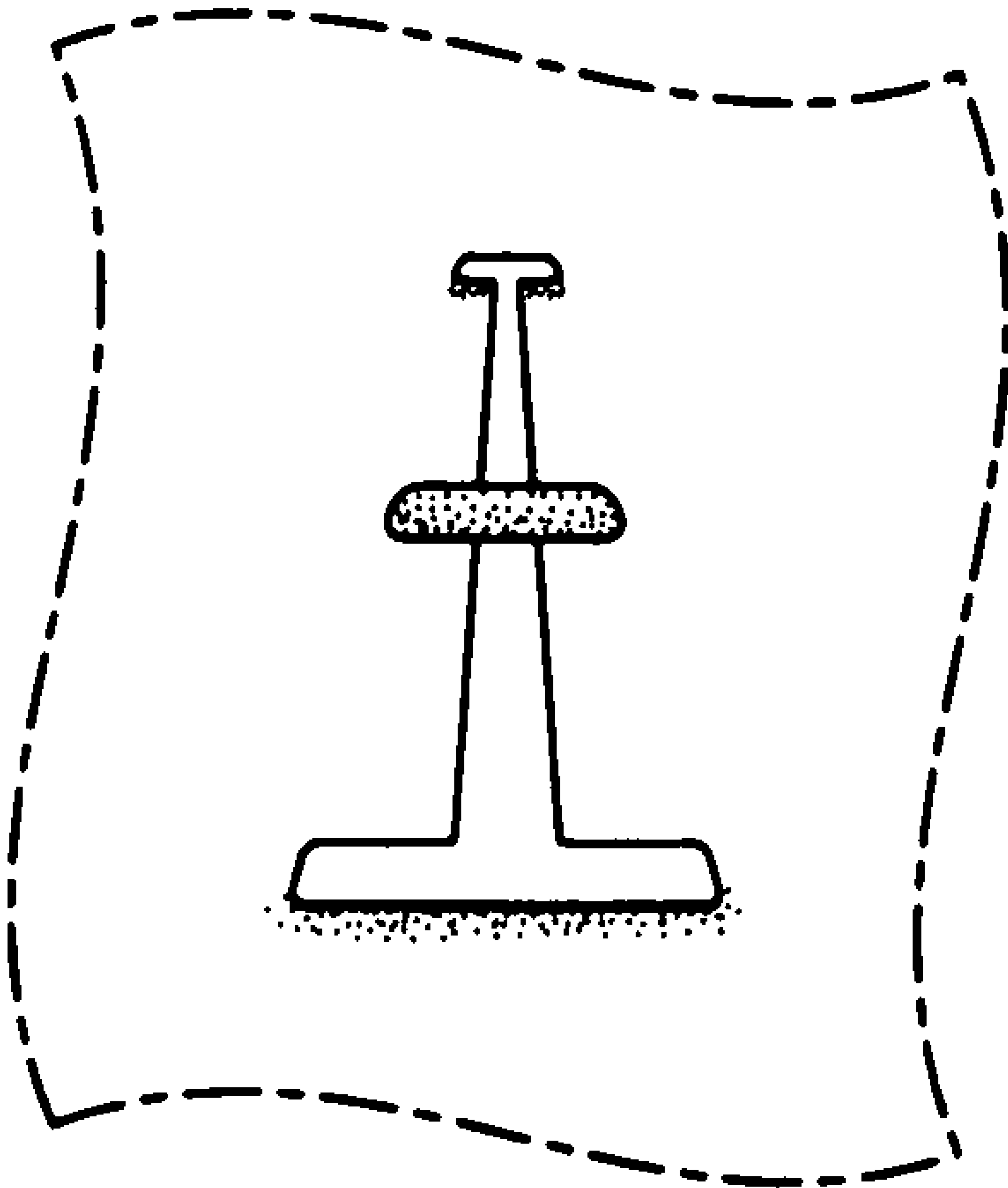


FIG. 3