



US00D626550S

(12) **United States Design Patent**  
**Julien**

(10) **Patent No.:** **US D626,550 S**

(45) **Date of Patent:** **\*\* Nov. 2, 2010**

(54) **PDA DEVICE**

(75) Inventor: **Olivier Julien**, MÉRIGNAC (FR)

(73) Assignee: **Implanet**, Martillac (FR)

(\*\*) Term: **14 Years**

(21) Appl. No.: **29/350,851**

(22) Filed: **Nov. 24, 2009**

(30) **Foreign Application Priority Data**

May 26, 2009 (FR) ..... 09/2509

(51) **LOC (9) Cl.** ..... **14-02**

(52) **U.S. Cl.** ..... **D14/341**

(58) **Field of Classification Search** ..... D14/341-347,  
D14/137, 138, 138.1, 138 AA, 138 R, 138 AB,  
D14/138 G, 138 A, 496, 426, 429, 129, 130,  
D14/420, 439-441, 448, 125, 147, 156, 218,  
D14/250, 389, 336, 203.1, 203.3, 203.4, 203.7,  
D14/315, 388-390; D21/324, 329, 330;  
D10/65, 104; D18/6-7; 345/169, 901, 905,  
345/156, 157, 168, 173; 361/814, 680, 686,  
361/679.27, 679.3; 341/22; 348/168; 379/433.04,  
379/433.07, 433.11, 916, 433.01, 433.06  
See application file for complete search history.

(56) **References Cited**

**U.S. PATENT DOCUMENTS**

D289,291 S \* 4/1987 Kapper ..... D14/389

D299,028 S \* 12/1988 Hermann ..... D14/344  
D303,111 S \* 8/1989 Paley ..... D14/374  
7,161,470 B2 \* 1/2007 Berquist et al. .... 340/10.31  
D538,327 S \* 3/2007 Weinstein ..... D18/11  
D550,710 S \* 9/2007 Ichinose ..... D14/496  
D560,520 S \* 1/2008 Oberrieder et al. .... D10/65  
D583,822 S \* 12/2008 Matsumoto et al. .... D14/453  
D589,531 S \* 3/2009 Fullerton ..... D14/496  
D600,689 S \* 9/2009 Jen ..... D14/341  
7,599,721 B2 \* 10/2009 Taki et al. .... 455/575.1

\* cited by examiner

*Primary Examiner*—Cathron C Brooks

*Assistant Examiner*—Barbara Fox

(74) *Attorney, Agent, or Firm*—Banner & Witcoff, Ltd.

(57) **CLAIM**

The ornamental design for a PDA device, as shown and described.

**DESCRIPTION**

FIG. 1 is a perspective view of a PDA device showing the new design;

FIG. 2 is a front view thereof;

FIG. 3 is a rear view thereof;

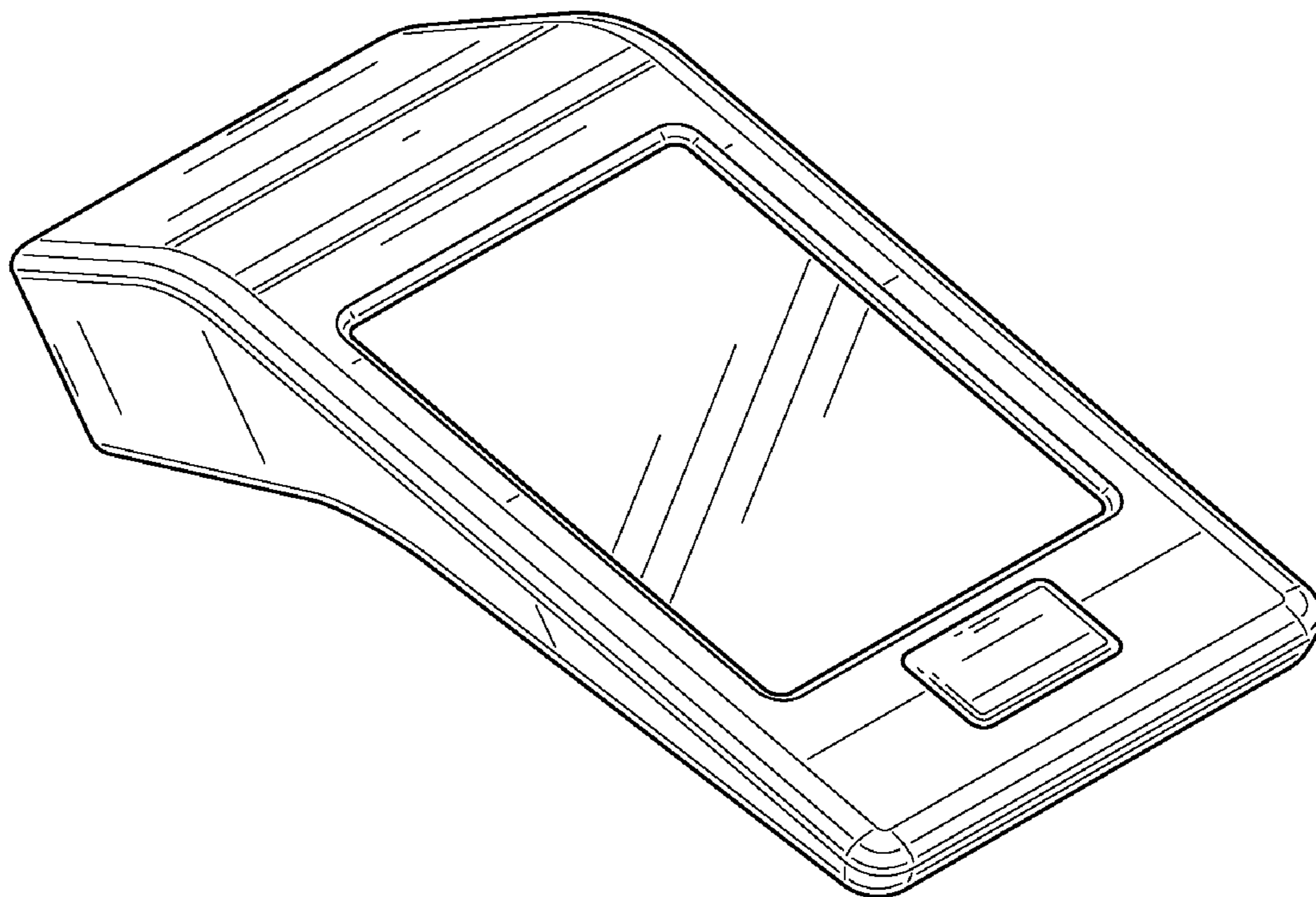
FIG. 4 is a first side view thereof;

FIG. 5 is a second side view thereof;

FIG. 6 is a top view thereof; and,

FIG. 7 is a bottom view thereof.

**1 Claim, 5 Drawing Sheets**



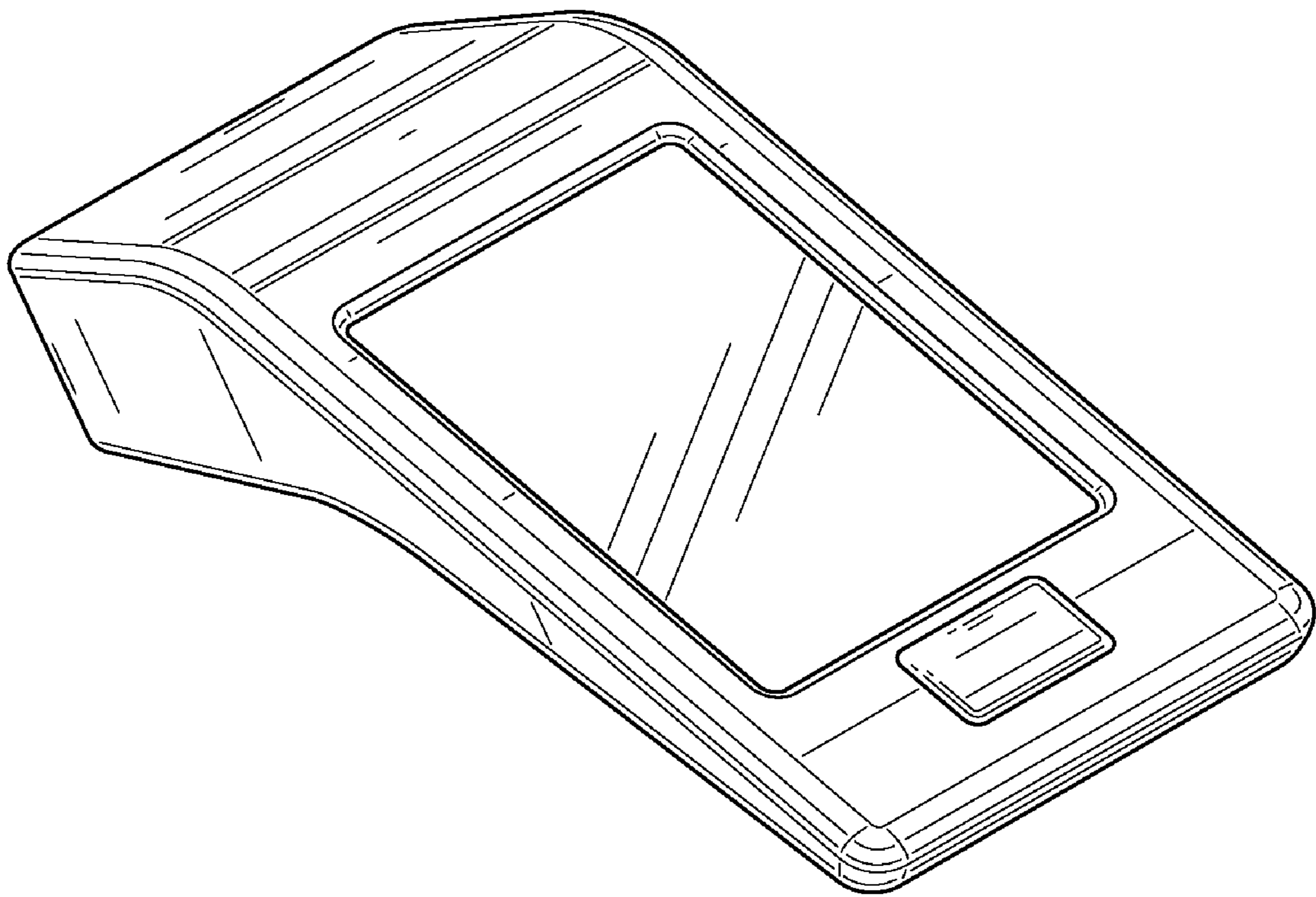


FIG. 1

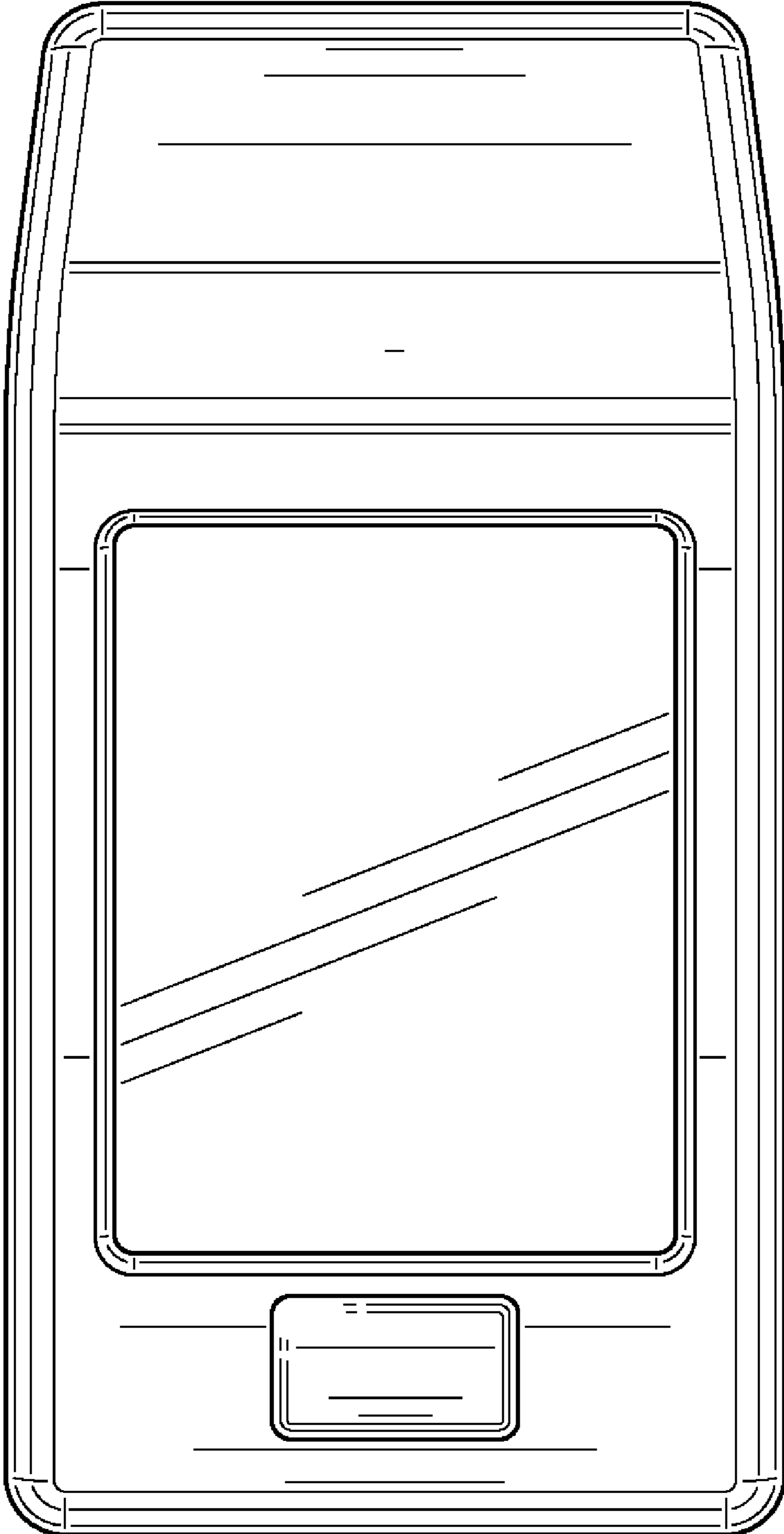


FIG. 2




FIG. 3

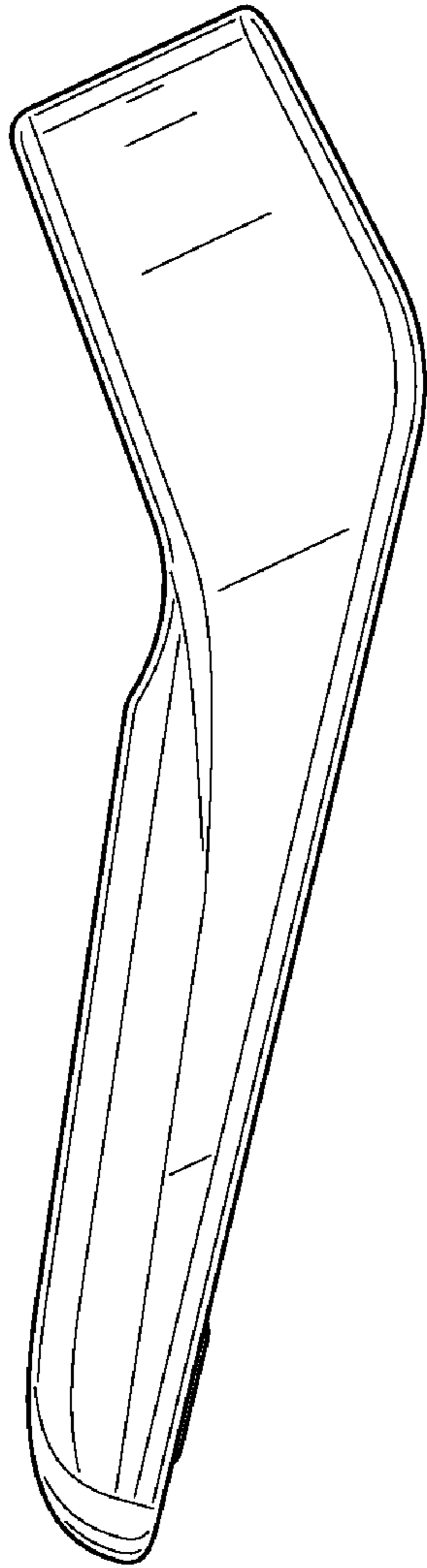


FIG. 4



FIG. 5




FIG. 6

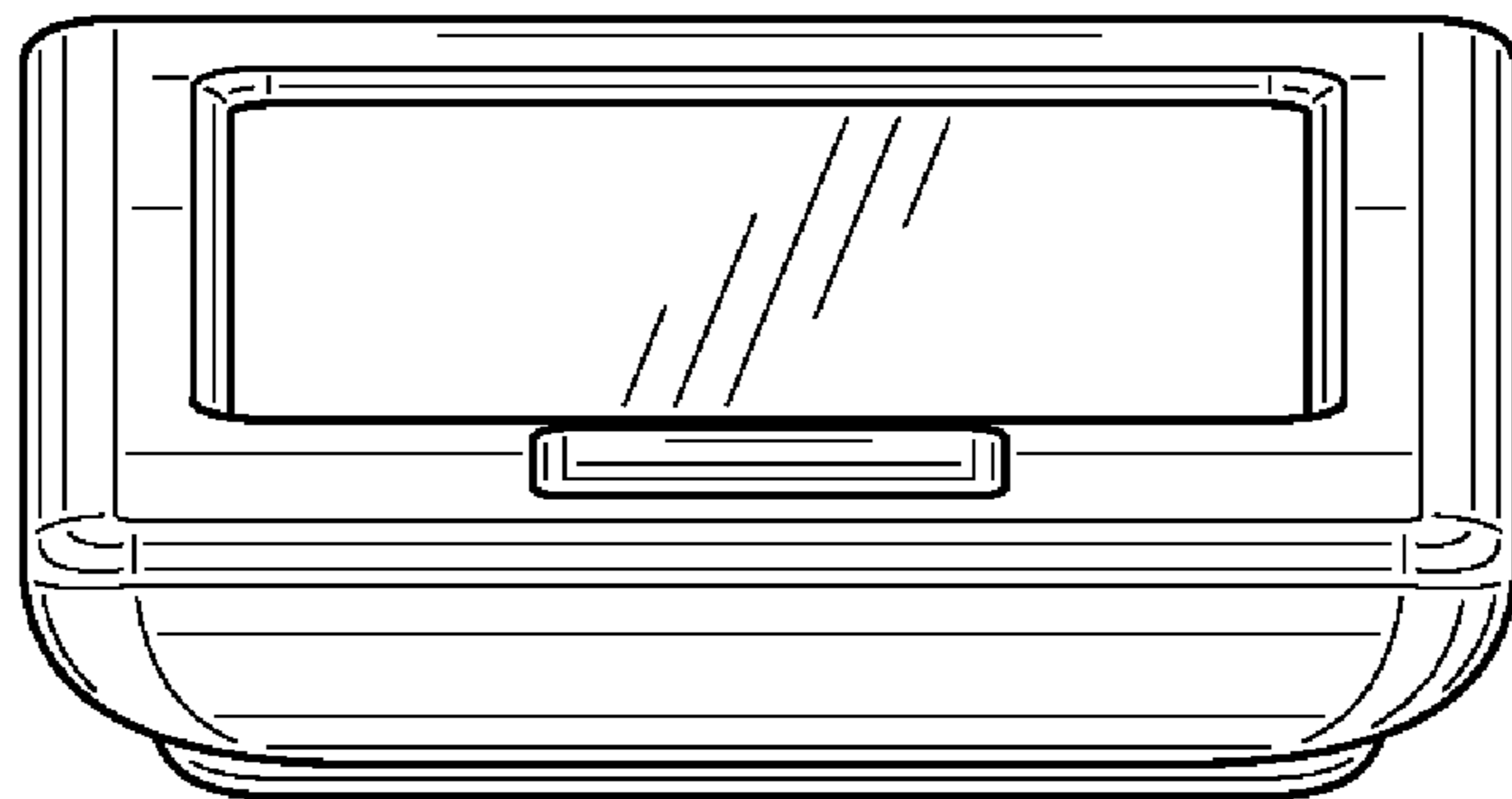


FIG. 7