

US00D626534S

(12) **United States Design Patent**
Kim et al.

(10) **Patent No.:** **US D626,534 S**
(45) **Date of Patent:** **** Nov. 2, 2010**

(54) **REMOTE CONTROL**

(75) Inventors: **Ja Young Kim**, Seoul (KR); **Sung Gu Joe**, Seoul (KR); **Sung Hoon Oh**, Seoul (KR); **In Koo Shim**, Gyeonggi-do (KR)

(73) Assignee: **LG Electronics Inc.**, Seoul (KR)

(**) Term: **14 Years**

(21) Appl. No.: **29/362,144**

(22) Filed: **May 20, 2010**

(30) **Foreign Application Priority Data**

Nov. 26, 2009 (KR) 30-2009-0052227

(51) **LOC (9) Cl.** **14-03**

(52) **U.S. Cl.** **D14/218**

(58) **Field of Classification Search** D14/174,
D14/137-139, 151, 217, 218, 191-193, 167,
D14/299, 168, 247, 455, 456; D13/168,
D13/162-164; D21/512-517, 566; D10/104,
D10/106; 345/169; 348/114, 734; 455/352-355,
455/151.1-151.4, 128, 347, 90.3
See application file for complete search history.

(56) **References Cited**

U.S. PATENT DOCUMENTS

D271,693 S * 12/1983 Kessler D14/248
D290,118 S * 6/1987 Kaufman D14/147
D347,439 S * 5/1994 Vananderoye D14/299
D368,718 S * 4/1996 Starck D14/218
D407,709 S * 4/1999 Stokes D14/248

D429,714 S * 8/2000 Lytel D14/147
D430,861 S * 9/2000 Lytel D14/147
D435,544 S * 12/2000 Gioscia D14/218
D442,931 S * 5/2001 Lewis D14/147
D446,512 S * 8/2001 Lee D14/248
D480,370 S * 10/2003 Kosumsuppamala
et al. D13/168
D500,308 S * 12/2004 Honda D14/218
D514,526 S * 2/2006 Chen et al. D13/168
D531,585 S * 11/2006 Weitgasser et al. D13/168

* cited by examiner

Primary Examiner—Cathron C Brooks

Assistant Examiner—John Windmuller

(74) *Attorney, Agent, or Firm*—Morgan Lewis & Bockius LLP

(57) **CLAIM**

The ornamental design for a remote control, as shown and described.

DESCRIPTION

FIG. 1 is a top, front, perspective view of a remote control showing our new design;

FIG. 2 is a front view thereof;

FIG. 3 is a rear view thereof;

FIG. 4 is a left side view thereof;

FIG. 5 is a right side view thereof;

FIG. 6 is a top view thereof; and,

FIG. 7 is a bottom view thereof.

1 Claim, 6 Drawing Sheets

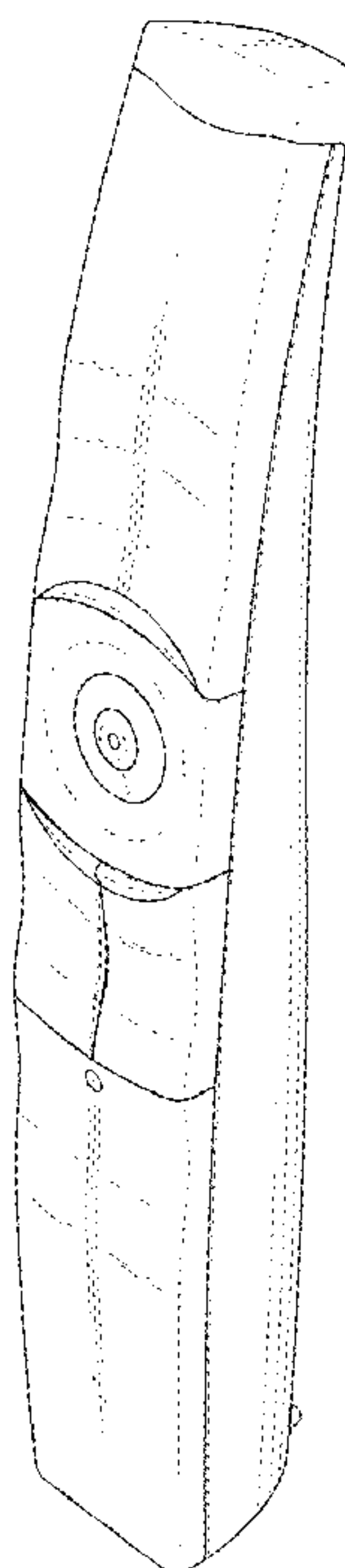


FIG. 1

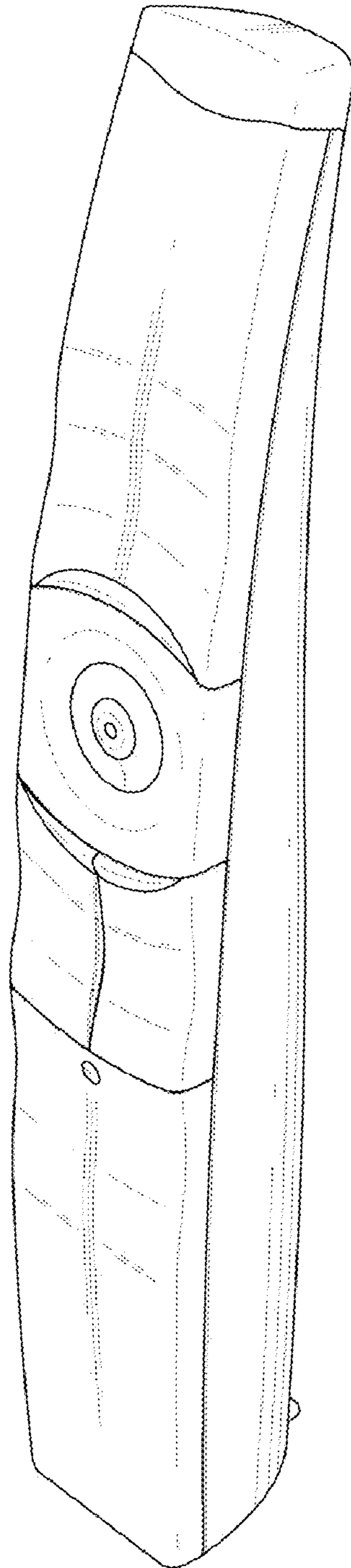


FIG. 2

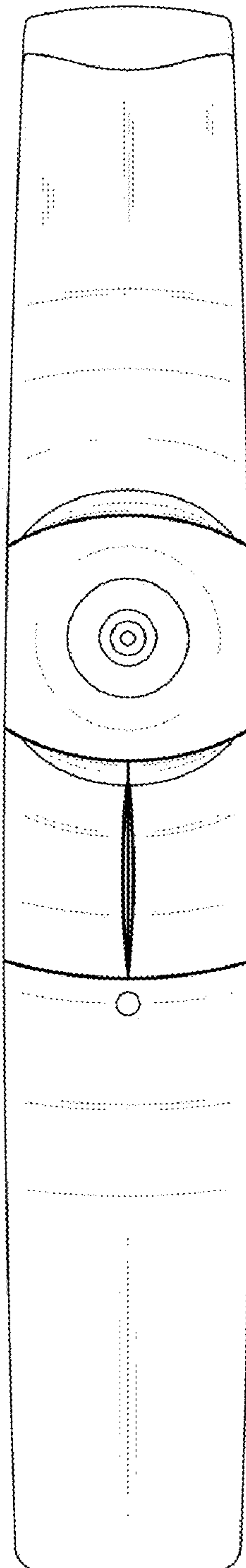


FIG. 3

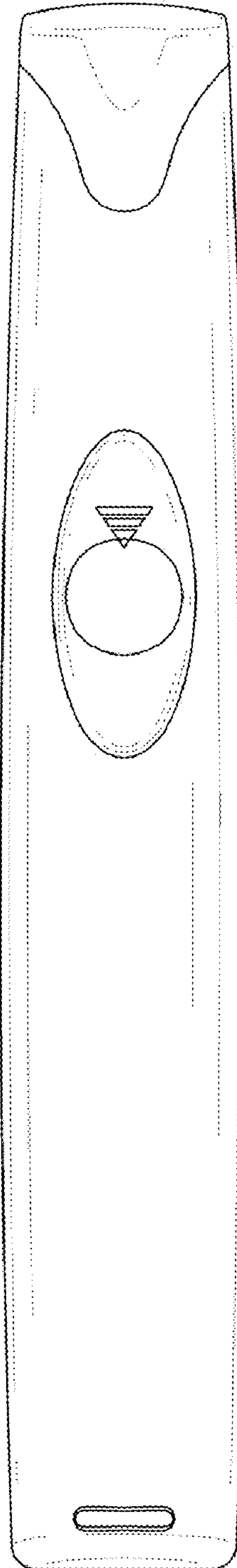


FIG. 4

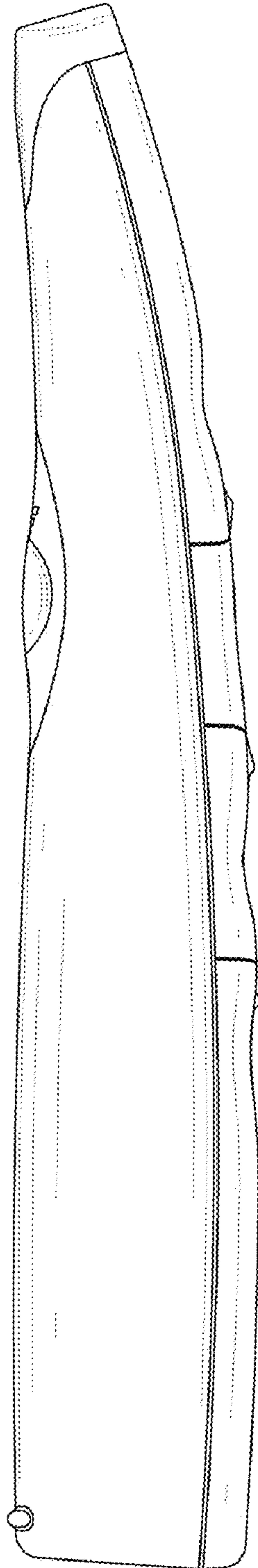


FIG. 5

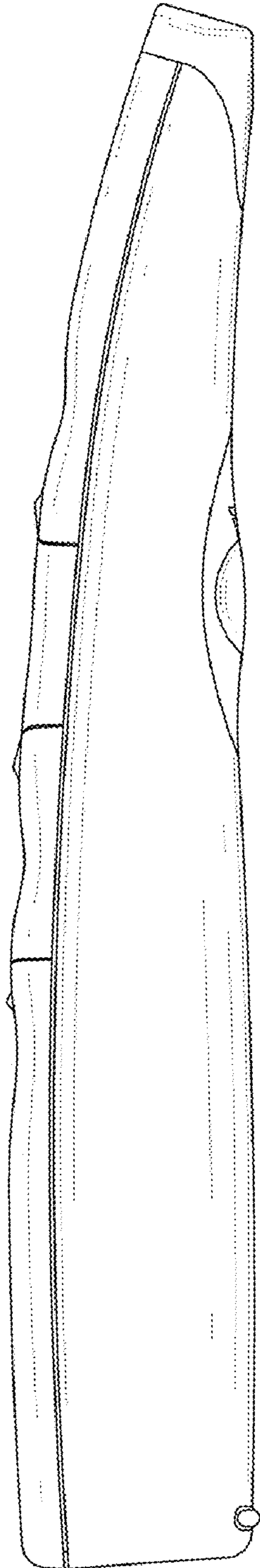


FIG. 6

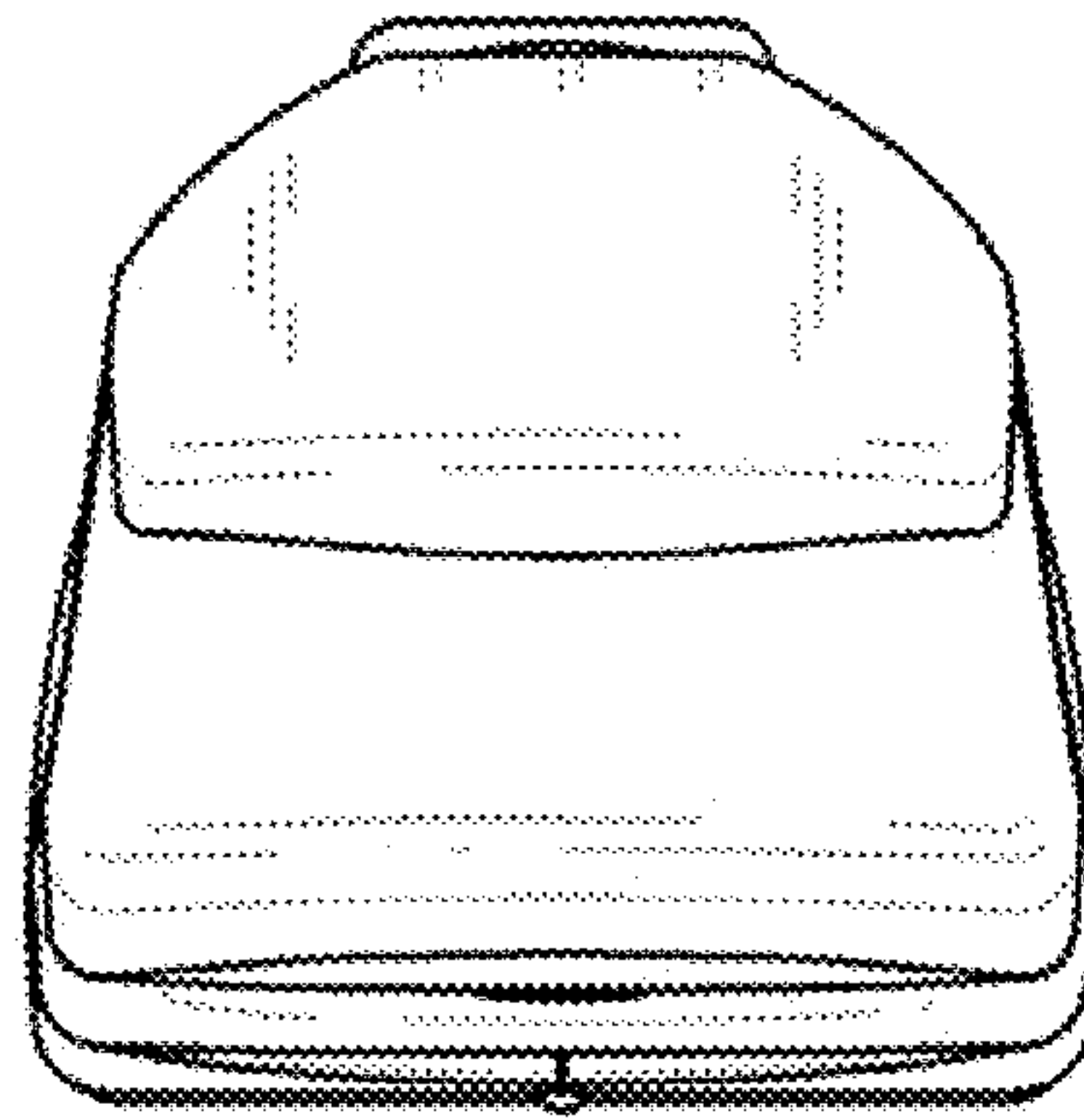


FIG. 7

