



US00D626503S

(12) **United States Design Patent**
Lui

(10) **Patent No.:** **US D626,503 S**

(45) **Date of Patent:** **** Nov. 2, 2010**

(54) **TRAVEL CHARGER**

(75) Inventor: **Wing Kit Lui**, Kowloon (HK)

(73) Assignee: **Eric Beare Associates Limited**,
Kowloon (HK)

(**) Term: **14 Years**

(21) Appl. No.: **29/325,356**

(22) Filed: **Sep. 30, 2008**

(51) **LOC (9) Cl.** **13-02**

(52) **U.S. Cl.** **D13/102**

(58) **Field of Classification Search** D13/102,
D13/101, 107-110, 119, 184, 199; 136/205,
136/206, 244, 245, 251, 252; 320/101, 102,
320/107-115

See application file for complete search history.

(56) **References Cited**

U.S. PATENT DOCUMENTS

| | | | | |
|-----------|------|---------|-----------------|---------|
| 4,786,851 | A | 11/1988 | Fuji et al. | |
| D311,722 | S * | 10/1990 | Cheng | D13/102 |
| D319,030 | S | 8/1991 | Luce | |
| 5,522,943 | A | 6/1996 | Spencer et al. | |
| 5,701,067 | A * | 12/1997 | Kaji et al. | 320/101 |
| D400,162 | S | 10/1998 | Lam | |
| 5,905,356 | A * | 5/1999 | Wells | 320/101 |
| 6,218,607 | B1 * | 4/2001 | Mulligan et al. | 136/253 |
| 6,476,311 | B1 | 11/2002 | Lee et al. | |
| D467,225 | S | 12/2002 | Sudo | |

| | | | | |
|-----------|-----|---------|---------------|---------|
| D479,191 | S | 9/2003 | Peress et al. | |
| 6,650,085 | B2 | 11/2003 | Lau et al. | |
| D489,680 | S | 5/2004 | Stobart | |
| D510,316 | S | 10/2005 | Hayakawa | |
| D530,269 | S * | 10/2006 | Fowler et al. | D13/102 |

* cited by examiner

Primary Examiner—Prabhakar Deshmukh

Assistant Examiner—Derrick Holland

(74) *Attorney, Agent, or Firm*—Kenneth H. Ohriner; Perkins Coie LLP

(57) **CLAIM**

The ornamental designs for travel charger, as shown and described.

DESCRIPTION

FIG. 1 is a front elevational view of a travel charger showing the first embodiment of my new design;

FIG. 2 is a rear elevational view thereof;

FIG. 3 is a left side view thereof;

FIG. 4 is a right side view thereof;

FIG. 5 is a top plan view thereof;

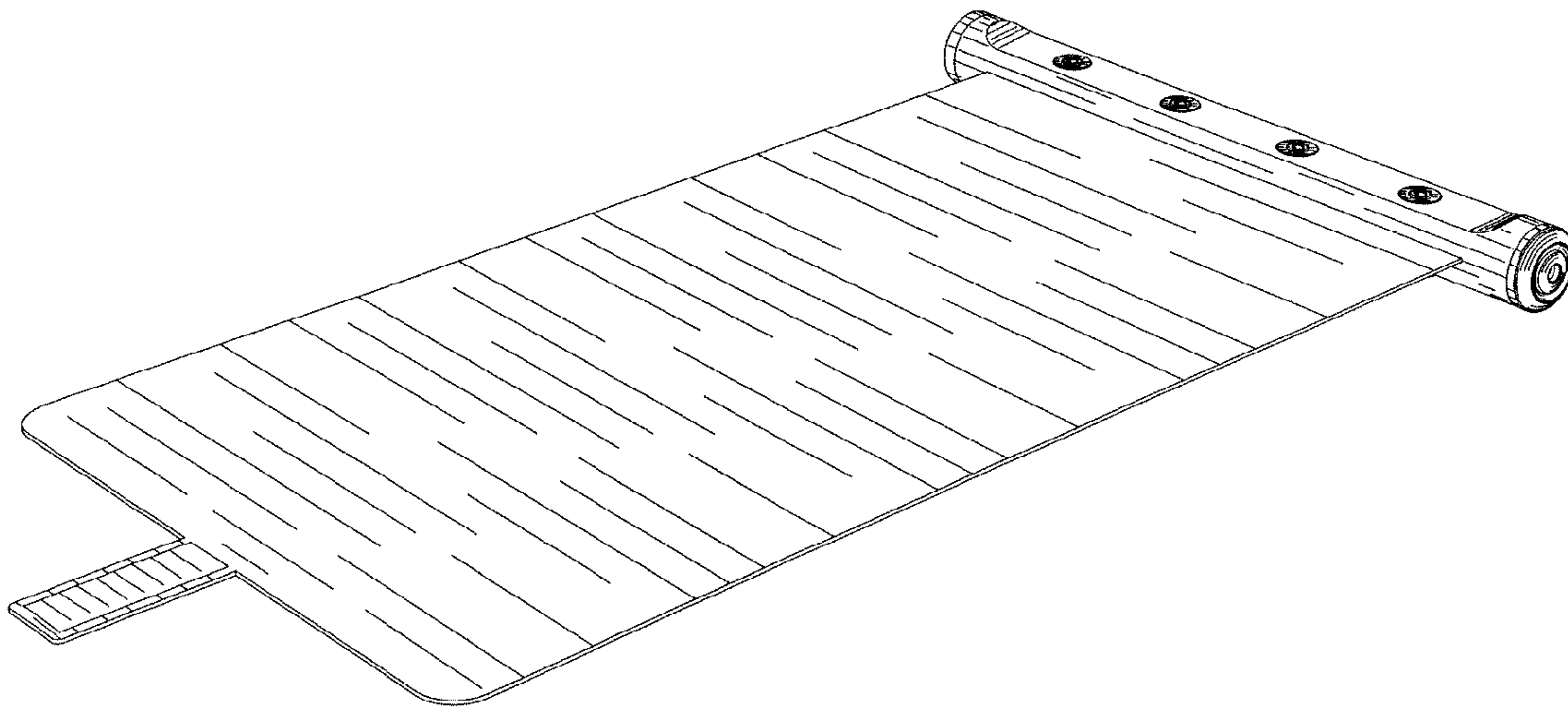
FIG. 6 is a bottom plan view thereof;

FIG. 7 is a perspective view thereof;

FIG. 8 is another perspective view thereof; and,

FIG. 9 is another perspective view thereof, with the mat shown rolled around the travel charger.

1 Claim, 7 Drawing Sheets






FIG. 1




FIG. 2

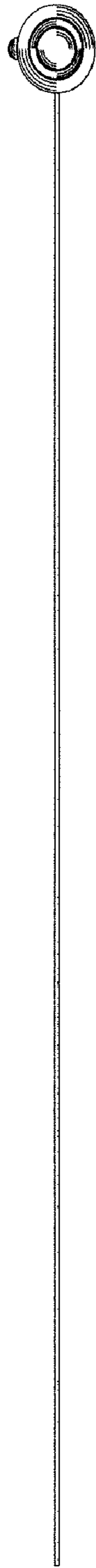


FIG. 3




FIG. 4




FIG. 5




FIG. 6

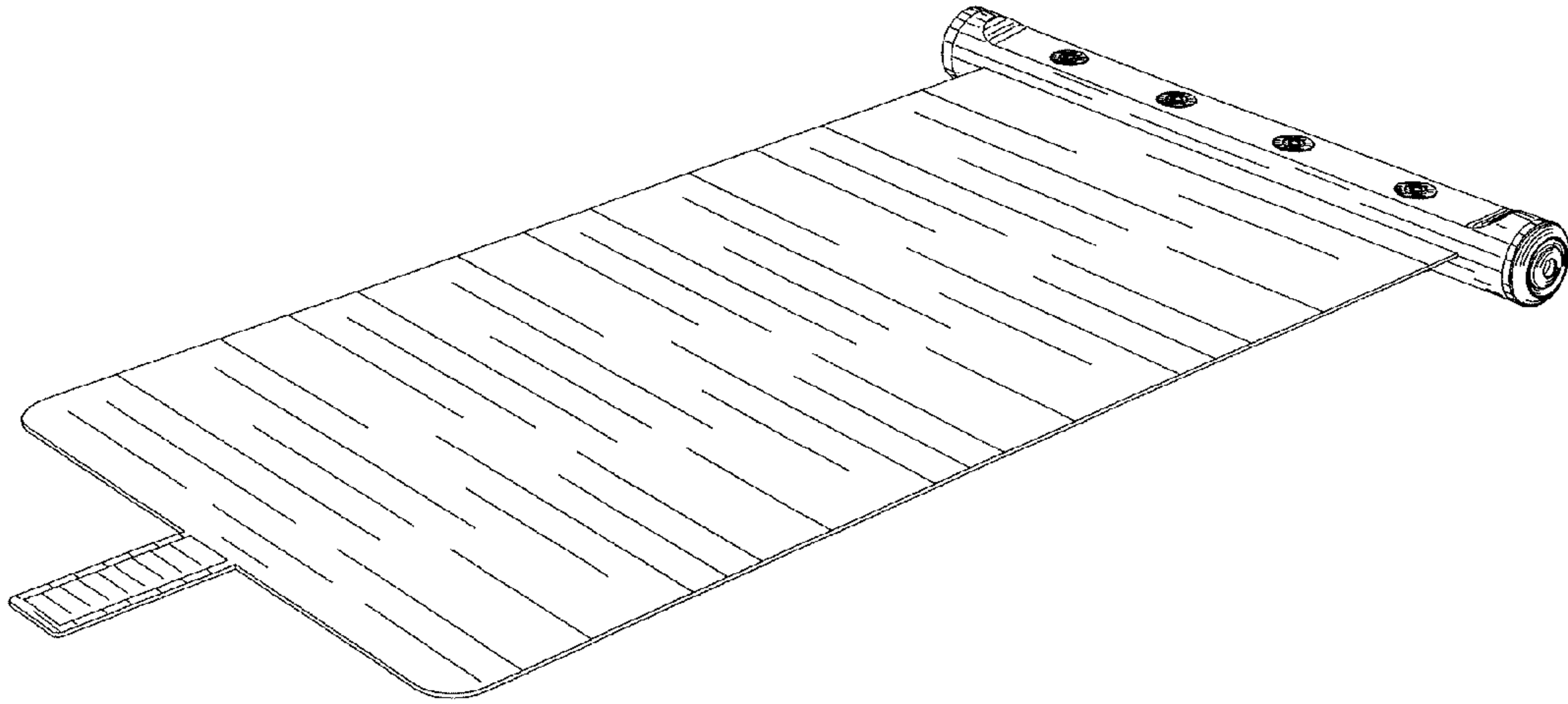


FIG. 7




FIG. 8

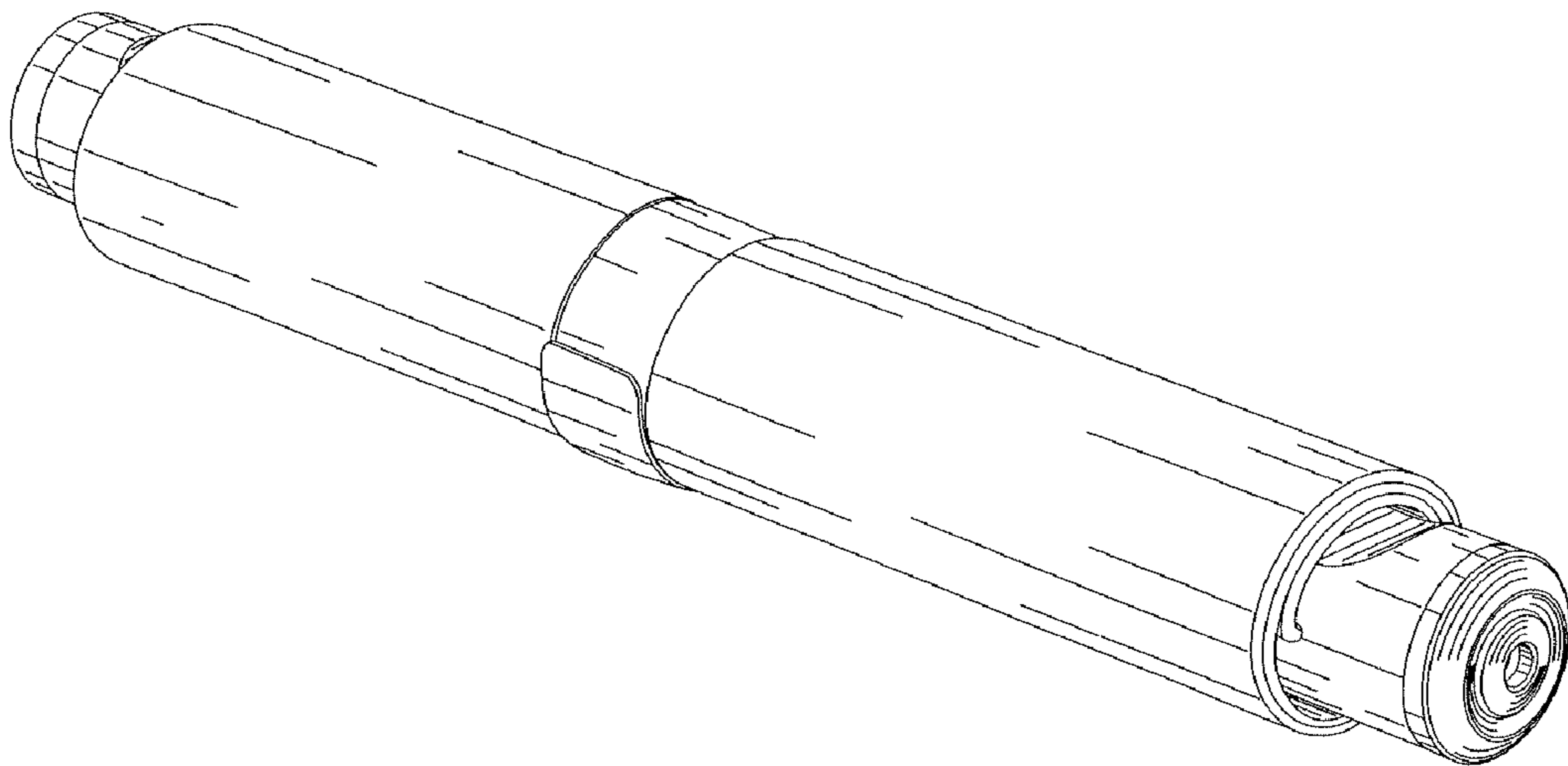


FIG. 9