



US00D626495S

(12) **United States Design Patent**
Kojoh

(10) **Patent No.:** **US D626,495 S**

(45) **Date of Patent:** **** Nov. 2, 2010**

(54) **ROOF BOX FOR VEHICLES**

D593,928 S * 6/2009 Gruner D12/413
D610,067 S * 2/2010 Frankham D12/404

(75) Inventor: **Akihiko Kojoh**, Toshima-ku (JP)

* cited by examiner

(73) Assignee: **Car Mate Mfg. Co., Ltd.**, Tokyo (JP)

Primary Examiner—Caron Veynar

Assistant Examiner—Katrina A Kile

(**) Term: **14 Years**

(74) *Attorney, Agent, or Firm*—H. Henry Koda; William L. Androlia

(21) Appl. No.: **29/349,196**

(22) Filed: **Mar. 16, 2010**

(57) **CLAIM**

(30) **Foreign Application Priority Data**

The ornamental design for a roof box for vehicles, as shown and described.

Sep. 17, 2009 (JP) 2009-21623

DESCRIPTION

(51) **LOC (9) Cl.** **12-16**

(52) **U.S. Cl.** **D12/413**

(58) **Field of Classification Search** D12/401-414,
D12/414.1, 89-93, 16, 96-100; D21/433-434,
D21/548, 552, 559, 561; D25/38, 43; D6/552,
D6/513, 567; 135/88.01, 95; 150/165-167,
150/158; 160/32, 26; 280/770; 296/136.01,
296/190.08, 190.01-190.02, 114-116, 77.1,
296/100.01-100.06, 98

FIG. 1 is a front elevational view of the roof box for vehicles showing my new design;

FIG. 2 is a rear elevational view thereof;

FIG. 3 is a top plan view thereof;

FIG. 4 is a bottom plan view thereof;

FIG. 5 is a right side elevational view thereof;

FIG. 6 is a right side elevational view thereof;

FIG. 7 is a perspective view taken from the front, top and right side of the roof box for vehicles; and,

FIG. 8 is a perspective view taken from the rear, top and left side of the roof box for vehicles.

See application file for complete search history.

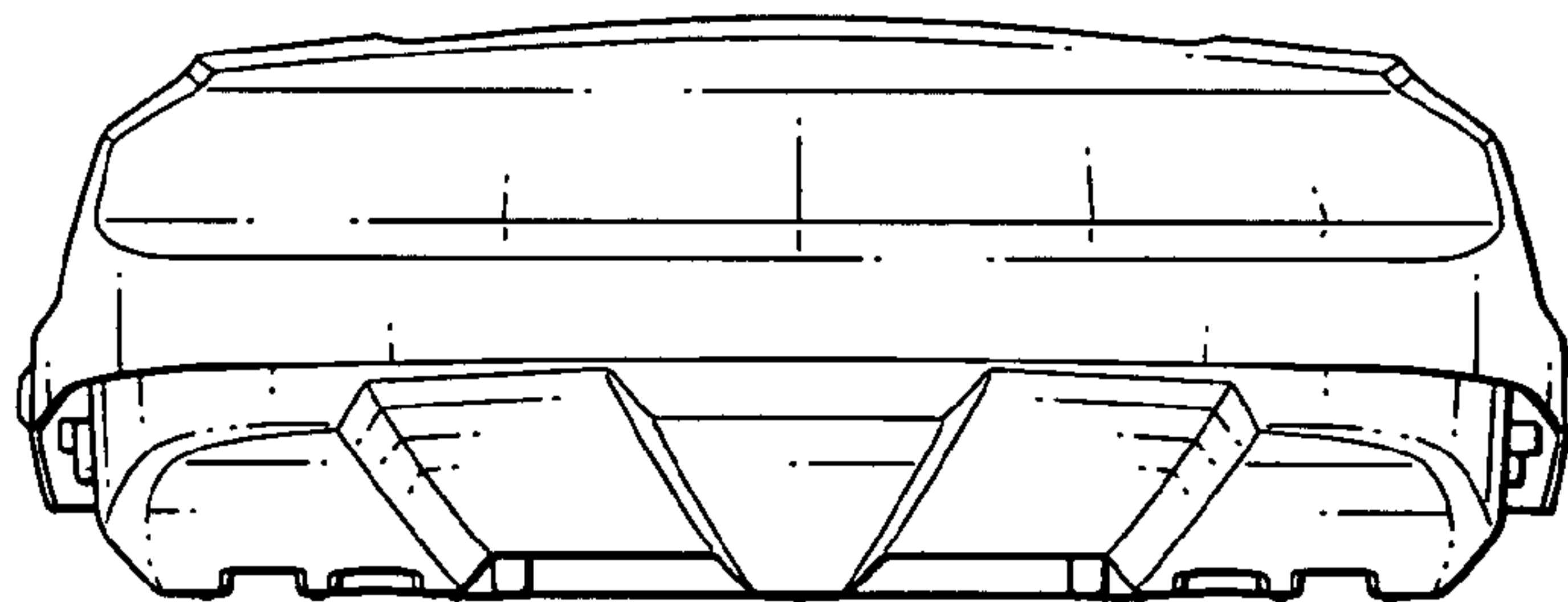

In the drawings, the broken lines in FIG. 4 depict portions of the design that form no part of the claim.

(56) **References Cited**

U.S. PATENT DOCUMENTS

D527,337 S * 8/2006 Klein D12/413
D528,498 S * 9/2006 Gruner D12/413
D543,929 S * 6/2007 D'Andrea et al. D12/413
D575,723 S * 8/2008 Gruner D12/413
D590,762 S * 4/2009 Gruner D12/413

1 Claim, 5 Drawing Sheets






FIG. 1

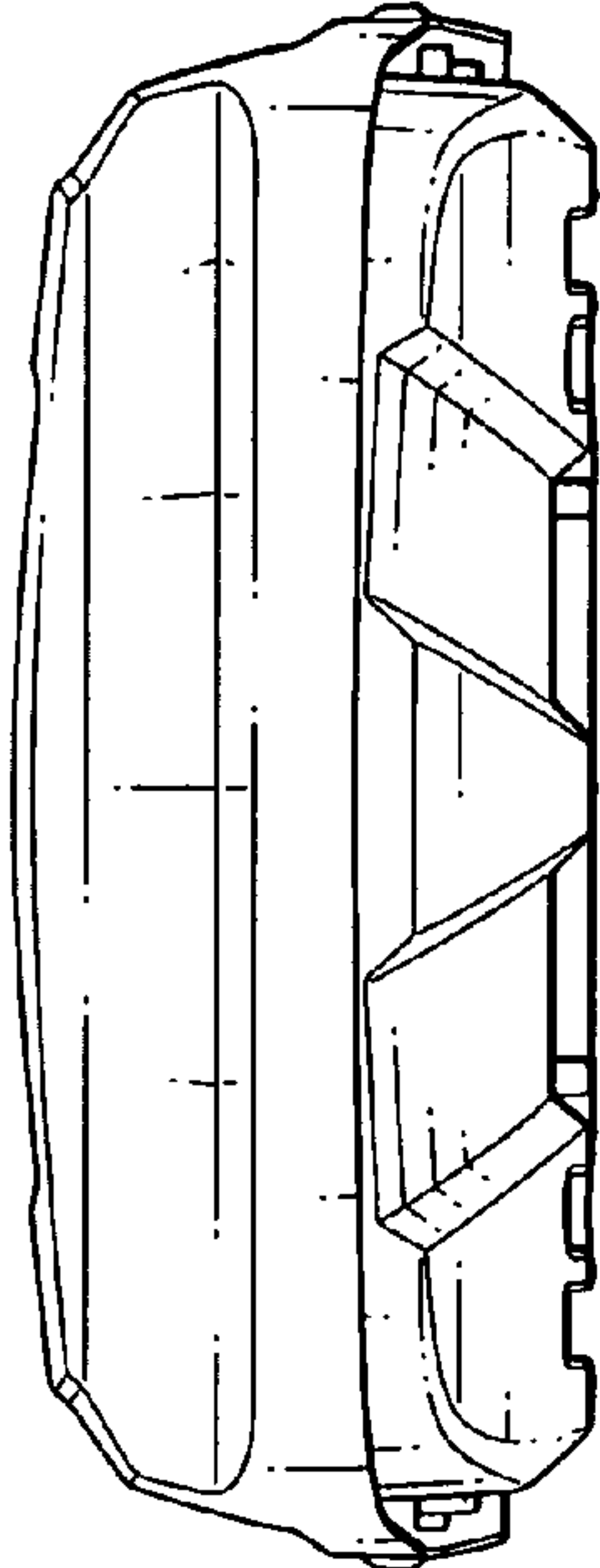


FIG. 2




FIG. 3




FIG. 4

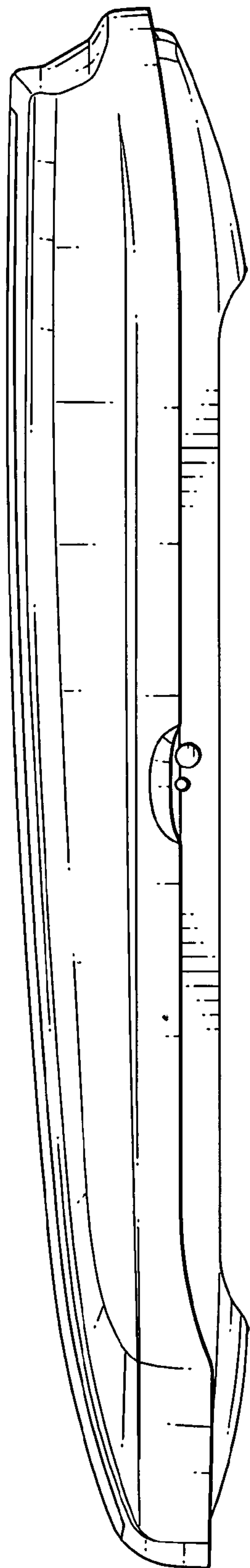


FIG. 5

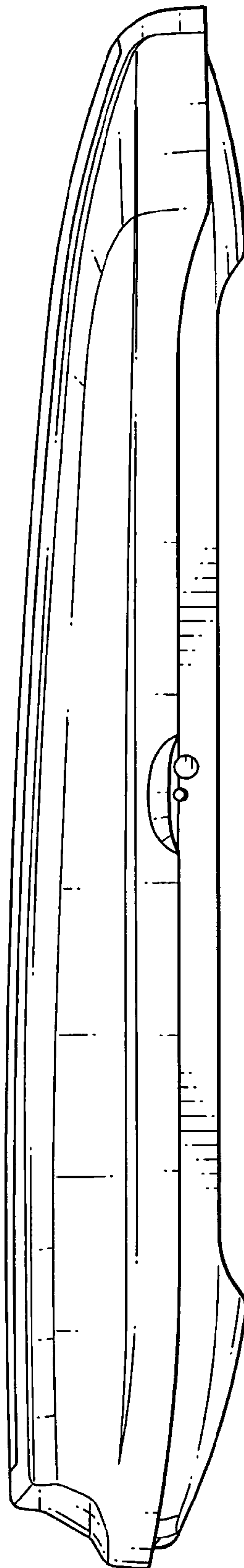


FIG. 6

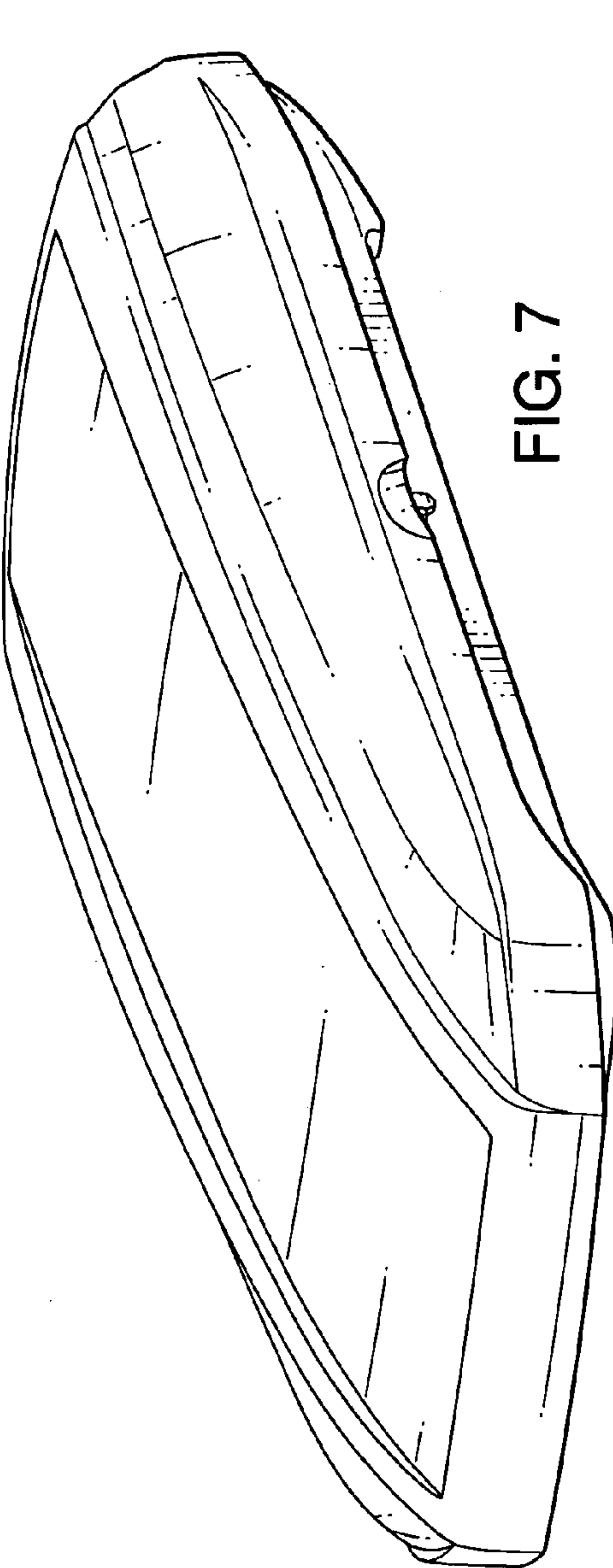


FIG. 7

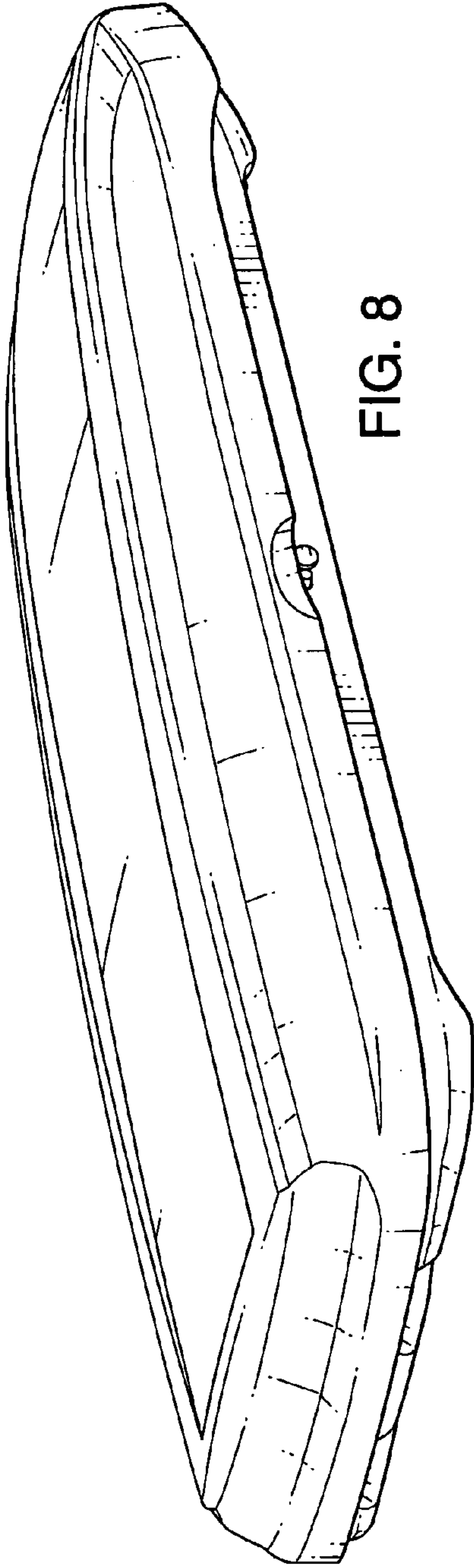


FIG. 8