



US00D626487S

(12) **United States Design Patent**
Leng

(10) **Patent No.:** **US D626,487 S**

(45) **Date of Patent:** **** Nov. 2, 2010**

(54) **VEHICLE WHEEL**

(75) Inventor: **Jeremy Leng**, Newport Beach, CA (US)

(73) Assignee: **Ford Motor Company**, Dearborn, MI (US)

(**) Term: **14 Years**

(21) Appl. No.: **29/360,220**

(22) Filed: **Apr. 22, 2010**

(51) **LOC (9) Cl.** **12-16**

(52) **U.S. Cl.** **D12/209**

(58) **Field of Classification Search** D12/204-213;
301/37.101, 64.101, 65, 64.201

See application file for complete search history.

(56) **References Cited**

U.S. PATENT DOCUMENTS

D371,761 S * 7/1996 Abbott D12/209

D442,531 S * 5/2001 Brintouch D12/204

D493,403 S * 7/2004 Kataoka D12/209

D528,493 S * 9/2006 Stacy D12/209

D560,585 S * 1/2008 Blasi D12/209

D620,422 S * 7/2010 George et al. D12/209

* cited by examiner

Primary Examiner—Stacia Cadmus

(74) *Attorney, Agent, or Firm*—Frank MacKenzie; Brooks Kushman P.C.

(57) **CLAIM**

The ornamental design for a vehicle wheel, as shown and described.

DESCRIPTION

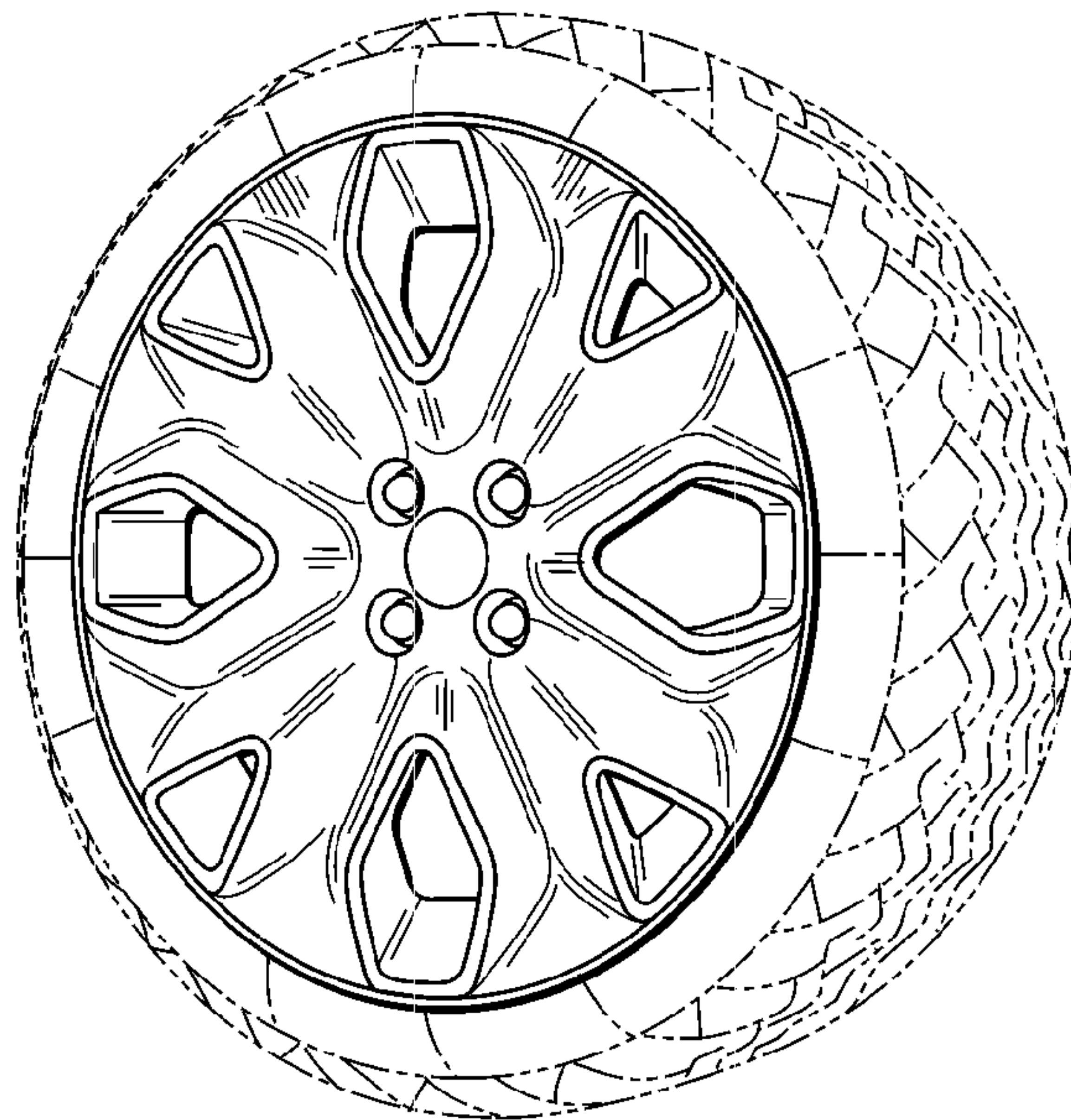

FIG. 1 is a side elevation view of a vehicle wheel;

FIG. 2 is a perspective view of the vehicle wheel; and,

FIG. 3 is another perspective view of the vehicle wheel.

The broken lines are for illustrative purposes only and form no part of the claimed design.

1 Claim, 1 Drawing Sheet



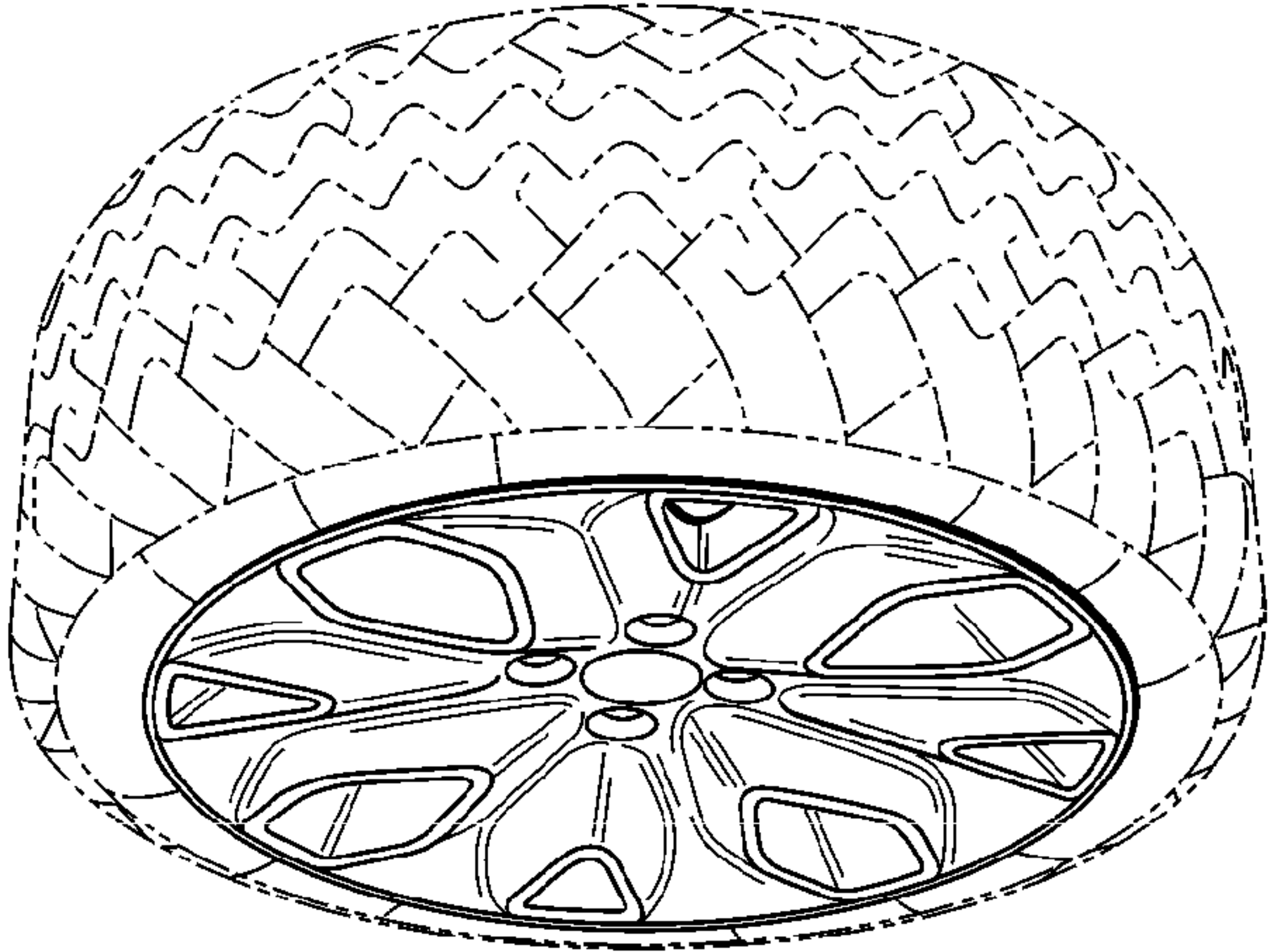


Fig. 3

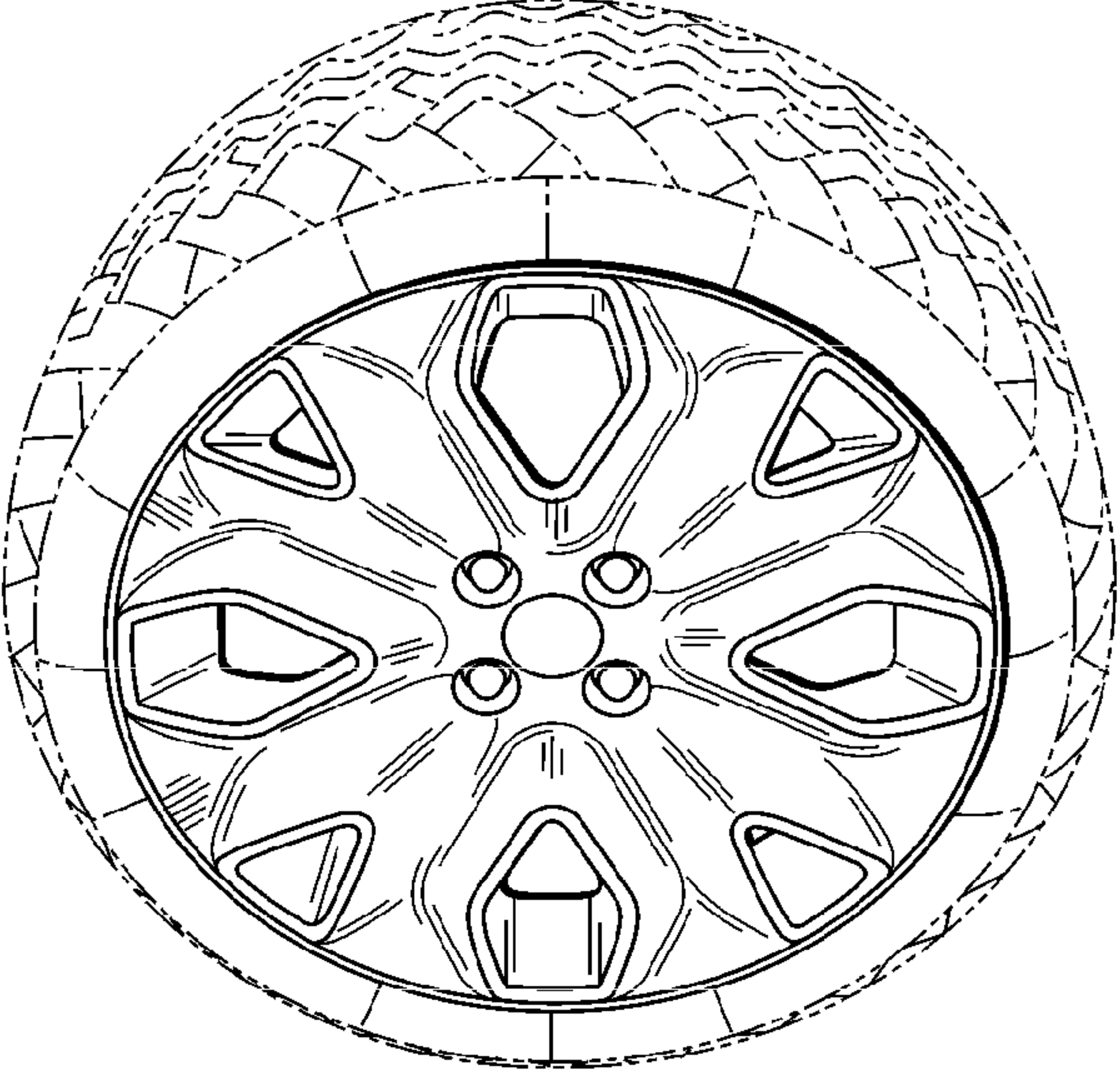


Fig. 2




Fig. 1