



US00D626485S

(12) **United States Design Patent**  
**Lu**

(10) **Patent No.:** **US D626,485 S**  
(45) **Date of Patent:** **\*\* Nov. 2, 2010**

(54) **VEHICLE FLOOR MAT**

D508,449 S \* 8/2005 Hussaini et al. .... D12/203  
D604,219 S \* 11/2009 Lu ..... D12/203

(75) Inventor: **Michael Lu**, Tainan Hsien (TW)

\* cited by examiner

(73) Assignee: **Packy Poda Inc.**, Tainan Hsien (TW)

*Primary Examiner*—Stacia Cadmus

(\*\*) Term: **14 Years**

(74) *Attorney, Agent, or Firm*—Alan Kamrath; Kamrath & Associates PA

(21) Appl. No.: **29/364,465**

(57) **CLAIM**

(22) Filed: **Jun. 24, 2010**

The ornamental design for a vehicle floor mat, as shown and described.

(51) **LOC (9) Cl.** ..... **12-16**

(52) **U.S. Cl.** ..... **D12/203**

(58) **Field of Classification Search** ..... D12/203;  
D6/582-586, 592; 280/163-164.1; 15/215-217;  
428/138.141; 296/97.23

**DESCRIPTION**

See application file for complete search history.

FIG. 1 is a perspective view of a vehicle floor mat showing my design;

FIG. 2 is a front elevational view thereof;

FIG. 3 is a rear elevational view thereof;

FIG. 4 is a left side elevational view thereof;

FIG. 5 is a right side elevational view thereof;

FIG. 6 is a top plan view thereof; and,


FIG. 7 is a bottom plan view thereof.

(56) **References Cited**

**U.S. PATENT DOCUMENTS**

D291,986 S *	9/1987	Nilsson	.....	D12/203
D432,965 S *	10/2000	Hussaini et al.	.....	D12/203
D444,115 S *	6/2001	Iacovelli et al.	.....	D12/203
D469,726 S *	2/2003	Kraines	.....	D12/203
D482,646 S *	11/2003	Lu	.....	D12/203
D489,306 S *	5/2004	Kraines	.....	D12/203

**1 Claim, 5 Drawing Sheets**








FIG. 1





FIG. 2



FIG. 3



FIG. 4



FIG. 5



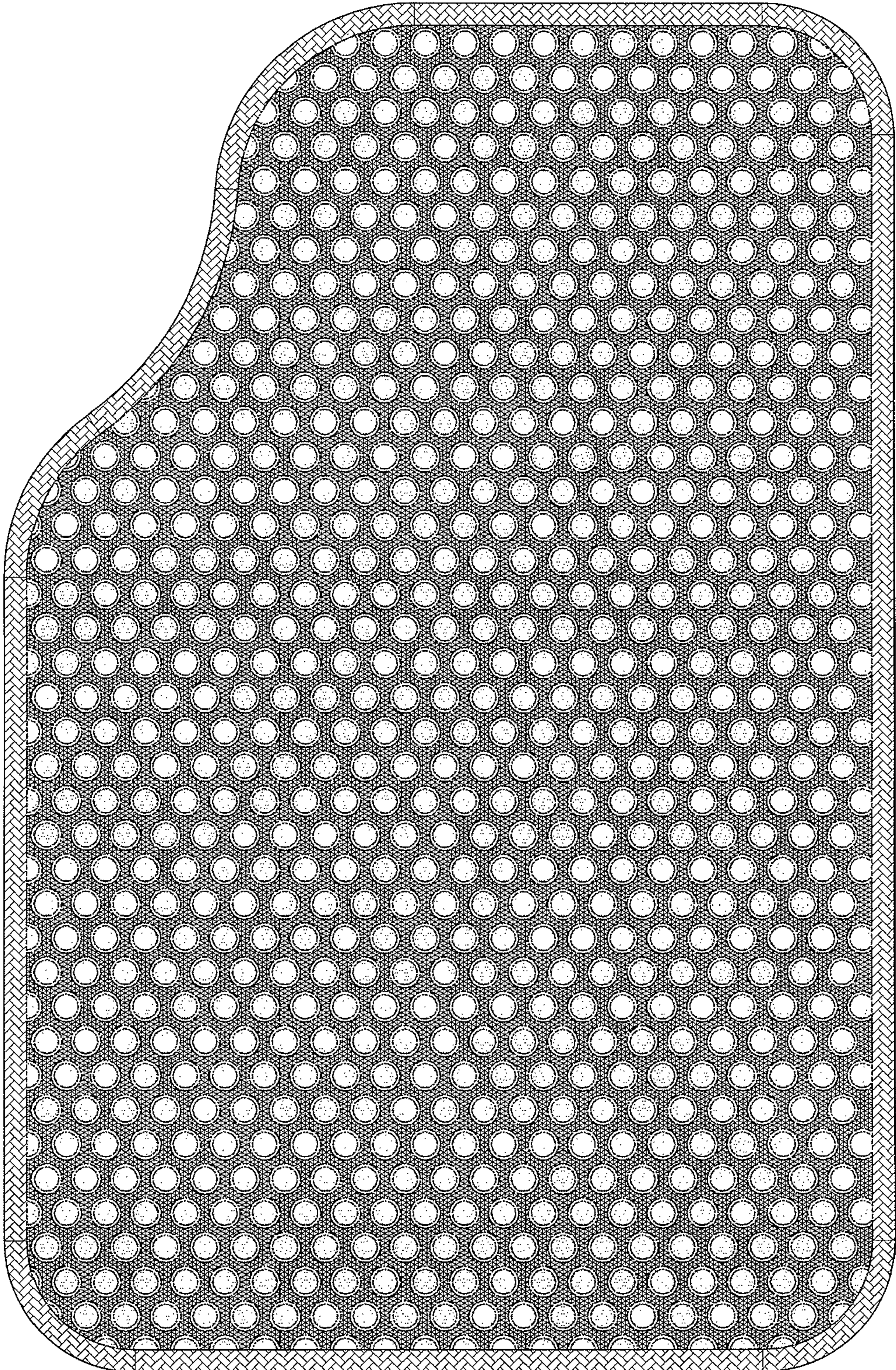


FIG. 6






FIG. 7