



US00D626464S

(12) **United States Design Patent**
Yanase et al.

(10) **Patent No.:** **US D626,464 S**
(45) **Date of Patent:** **** Nov. 2, 2010**

(54) **RADIATOR GRILL FOR AUTOMOBILE**

(75) Inventors: **Kiyoshi Yanase**, Kanagawa (JP); **Hideo Komuro**, London (GB)

(73) Assignee: **Nissan Jidosha Kabushiki Kaisha**, Kanagawa-Ku, Yokohama-Shi (JP)

(**) Term: **14 Years**

(21) Appl. No.: **29/349,076**

(22) Filed: **Mar. 4, 2010**

(30) **Foreign Application Priority Data**

Sep. 11, 2009 (JP) 2009-020970

(51) **LOC (9) Cl.** **12-16**

(52) **U.S. Cl.** **D12/163**

(58) **Field of Classification Search** D12/163,
D12/196, 171, 169, 216, 90-92, 86; 180/68.1,
180/68.6; 296/193.11

See application file for complete search history.

(56) **References Cited**

U.S. PATENT DOCUMENTS

- D471,846 S * 3/2003 Pfeiffer et al. D12/163
- D519,890 S * 5/2006 Sakae D12/163
- D524,198 S * 7/2006 Fukuda et al. D12/163
- D524,199 S * 7/2006 Fukuda et al. D12/163
- D525,177 S * 7/2006 Kitazumi D12/163
- D526,941 S * 8/2006 Yamashita D12/163
- D533,119 S * 12/2006 Schiavone et al. D12/163
- D535,224 S * 1/2007 Kubota et al. D12/163
- D539,196 S * 3/2007 Pfeiffer D12/163
- D539,709 S * 4/2007 Woodhouse et al. D12/163
- D541,707 S * 5/2007 Komuro D12/163
- D547,705 S * 7/2007 Marchese et al. D12/163
- D557,184 S * 12/2007 Janik D12/163

- D558,103 S * 12/2007 Bucher et al. D12/163
- D558,104 S * 12/2007 Hieke D12/163
- D575,204 S * 8/2008 Nakajima D12/163
- D575,687 S * 8/2008 Hatake D12/163
- D579,829 S * 11/2008 Hokao et al. D12/163
- D592,563 S * 5/2009 Asakura et al. D12/163
- D603,304 S * 11/2009 Lamm D12/163
- D616,341 S * 5/2010 Fukui et al. D12/163

OTHER PUBLICATIONS

Nissan Jidosha Kabushiki Kaisha, d/b/a Nissan Motor Co., Ltd. (owner), U.S. Trademark Registration No. 3,612,436, registered on Apr. 28, 2009.

* cited by examiner

Primary Examiner—Melody N Brown

(74) *Attorney, Agent, or Firm*—Fross Zelnick Lehrman & Zissu, P.C.; Lawrence E. Apolzon, Esq.

(57) **CLAIM**

The ornamental design for a radiator grill for automobile, as shown and described.

DESCRIPTION

FIG. 1 is a perspective view of the top, front, and right side of a radiator grill for automobile showing our new design;

FIG. 2 is a front view thereof;

FIG. 3 is a rear view thereof;

FIG. 4 is a left side view thereof;

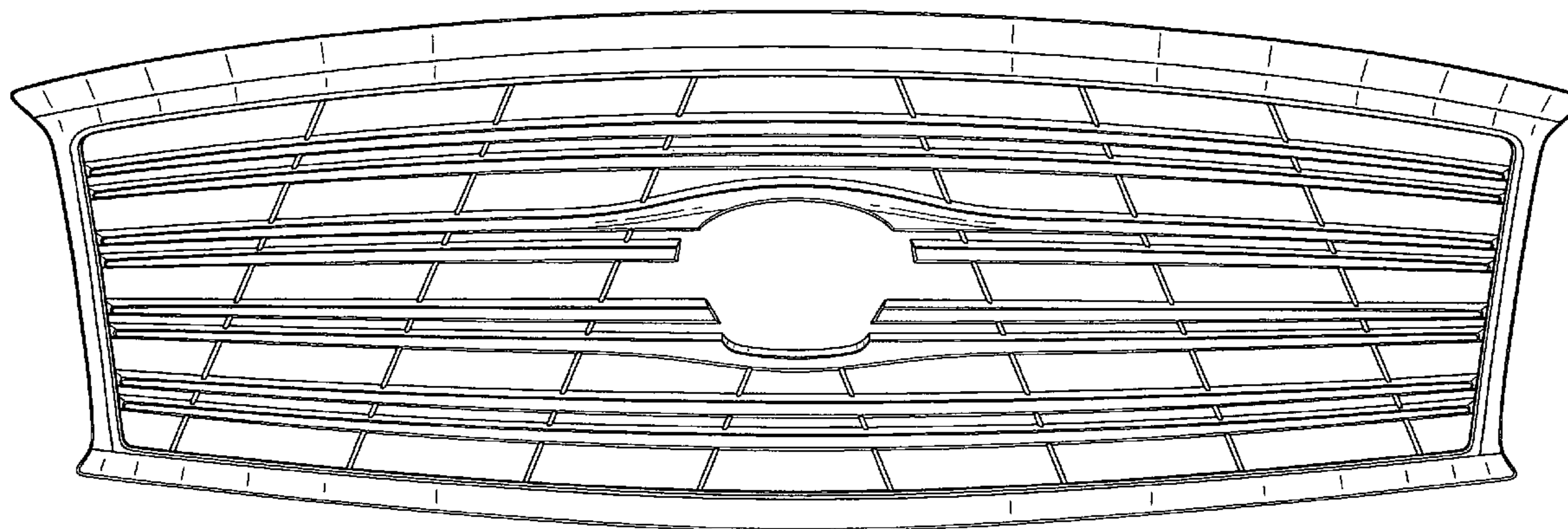
FIG. 5 is a right side view thereof;

FIG. 6 is a top plan view thereof; and,

FIG. 7 is a bottom view thereof.

The elements shown in broken lines are for illustrative purposes only and form no part of the claimed design.

1 Claim, 5 Drawing Sheets



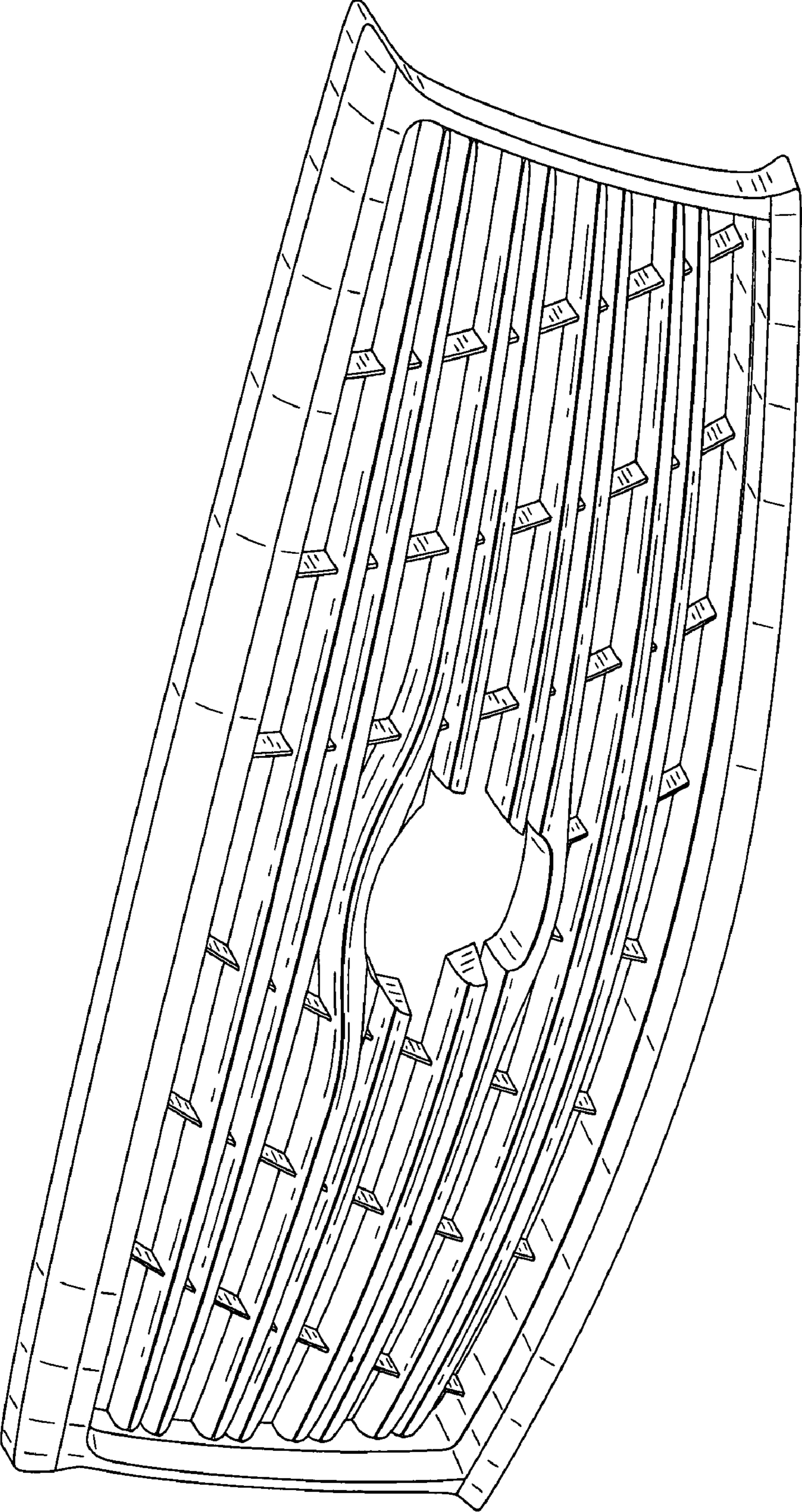


FIG. 1

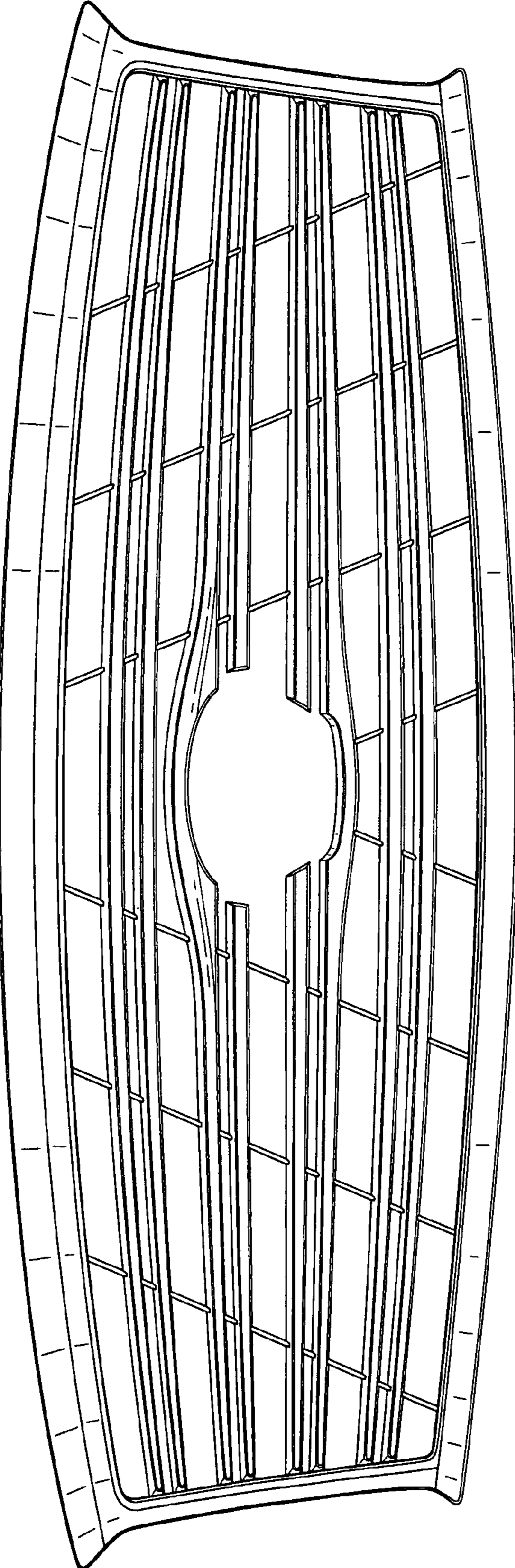


FIG. 2

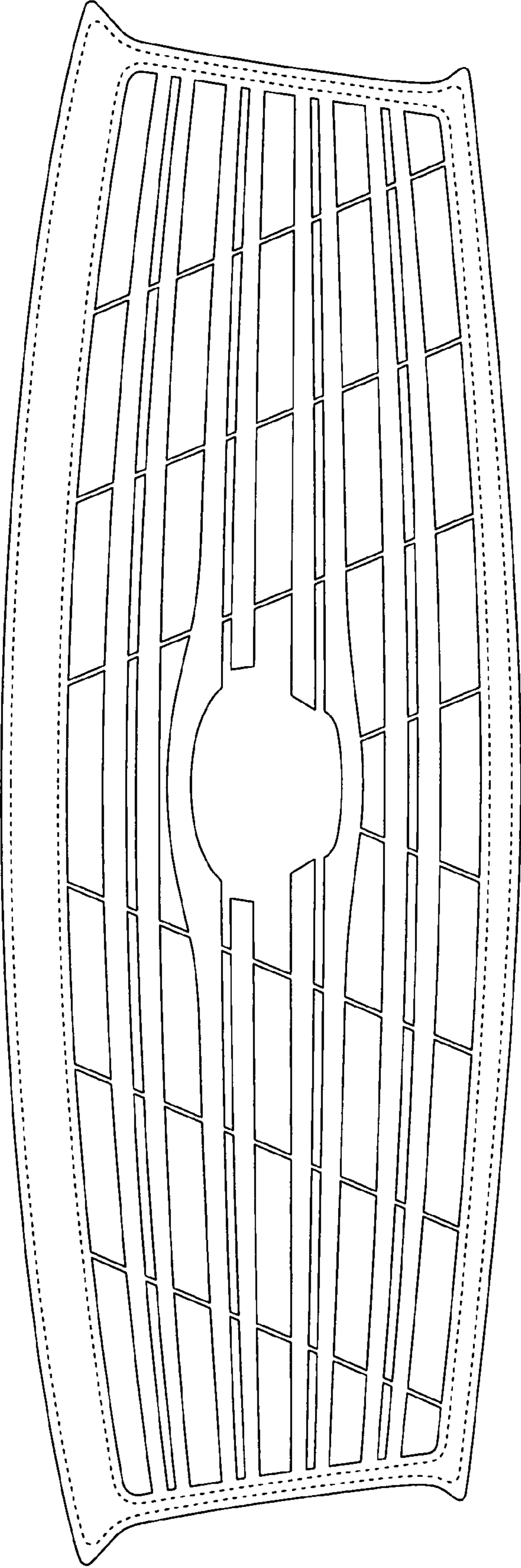


FIG. 3

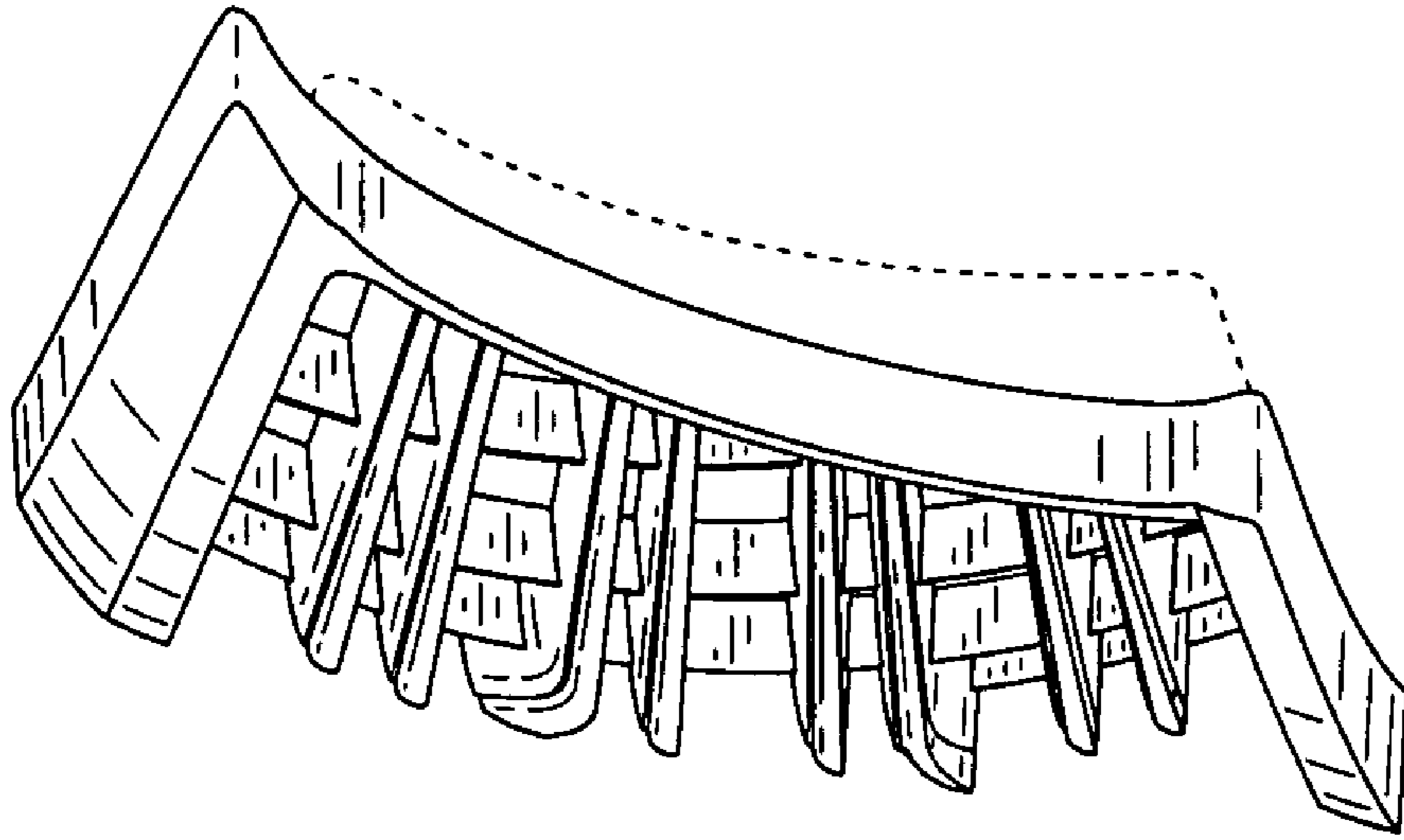


FIG. 5




FIG. 4

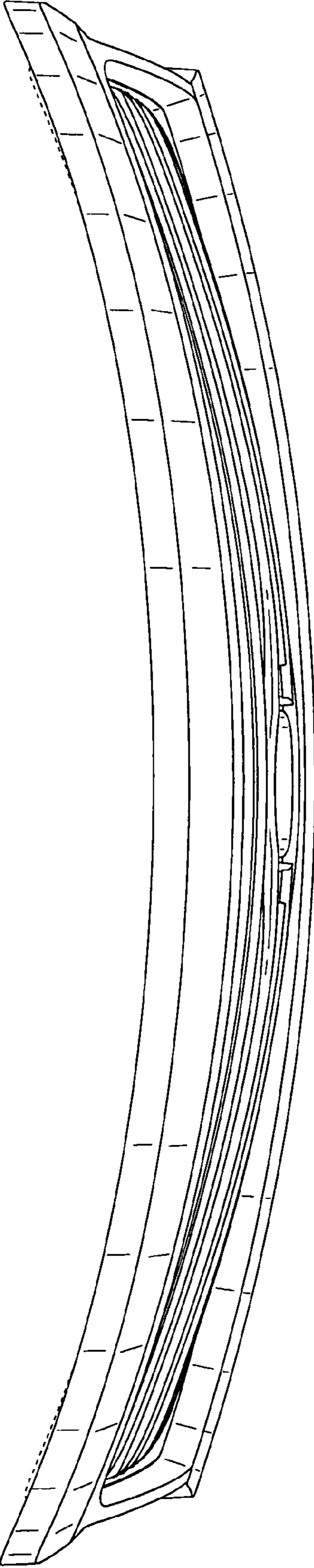


FIG. 6

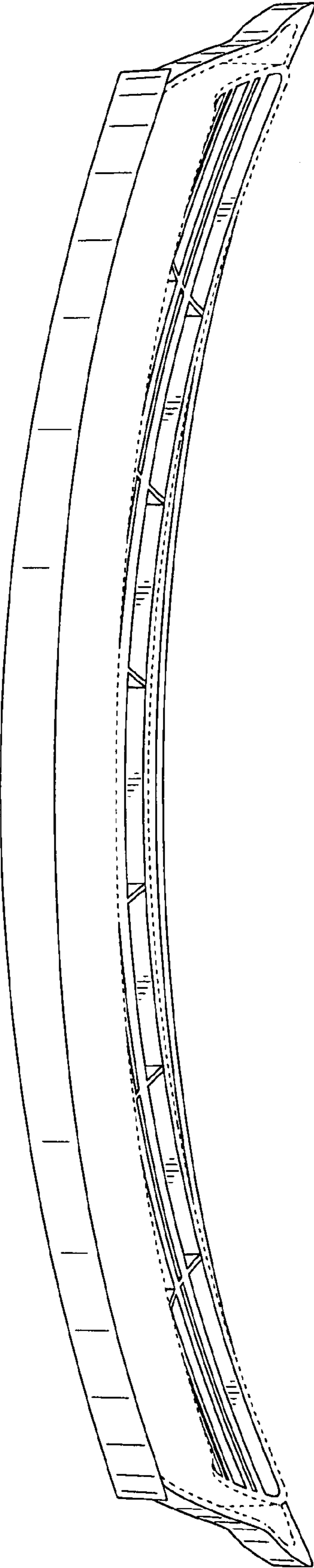


FIG. 7