

US00D626447S

(12) **United States Design Patent**
Maier

(10) **Patent No.:** **US D626,447 S**

(45) **Date of Patent:** **** Nov. 2, 2010**

(54) **FINGER RING**

D436,551 S * 1/2001 Versace D11/26
D602,804 S * 10/2009 Moody D11/34

(75) Inventor: **Tomas Maier**, Delray Beach, FL (US)

OTHER PUBLICATIONS

(73) Assignee: **Bottega Veneta International S.A.R.L.**,
Luxembourg (LU)

[http://dyn-images.hsni.com/is/image/HomeShoppingNetwork/394695_533?Spd300\\$](http://dyn-images.hsni.com/is/image/HomeShoppingNetwork/394695_533?Spd300$). Accessed Dec. 29, 2009.*
http://www.jewelrpayless.com/images/silver/rings/RGS01075_300.jpg. Accessed Dec. 29, 2009.*
<http://auntiestreasures.com/images/Sterling-Silver-10mm-Princess-Cut-Cushion-Pink-Cubic-Zirconia-Ring-With-Pave-Shank-sr-ccac-cfaw.jpg>. Accessed Dec. 29, 2009.*

(**) Term: **14 Years**

* cited by examiner

(21) Appl. No.: **29/316,106**

(22) Filed: **Aug. 23, 2009**

(30) **Foreign Application Priority Data**

Feb. 23, 2009 (EM) 001092399-0010

Primary Examiner—Cathron C Brooks
Assistant Examiner—Melanie Levy
(74) *Attorney, Agent, or Firm*—Pollack, P.C.

(51) **LOC (9) Cl.** **11-01**

(52) **U.S. Cl.** **D11/35**

(58) **Field of Classification Search** D11/26–39;
63/15.1–15.4, 15.45, 15.5, 15.6, 15.65, 15.7,
63/26–27

(57) **CLAIM**

See application file for complete search history.

The ornamental design for a finger ring, substantially as shown and described.

(56) **References Cited**

DESCRIPTION

U.S. PATENT DOCUMENTS

D16,126 S * 6/1885 Huestis D11/35
D53,533 S * 7/1919 Schless D11/35
D82,934 S * 12/1930 Granat D11/34
D133,403 S * 8/1942 Boucher D11/34
D133,406 S * 8/1942 Boucher D11/34
D143,297 S * 12/1945 Gantwarg D11/36
2,763,140 A * 9/1956 Lutrario 63/15.7
D192,380 S * 3/1962 Collerman D11/36

FIG. 1 is a perspective view of a finger ring showing my new design;

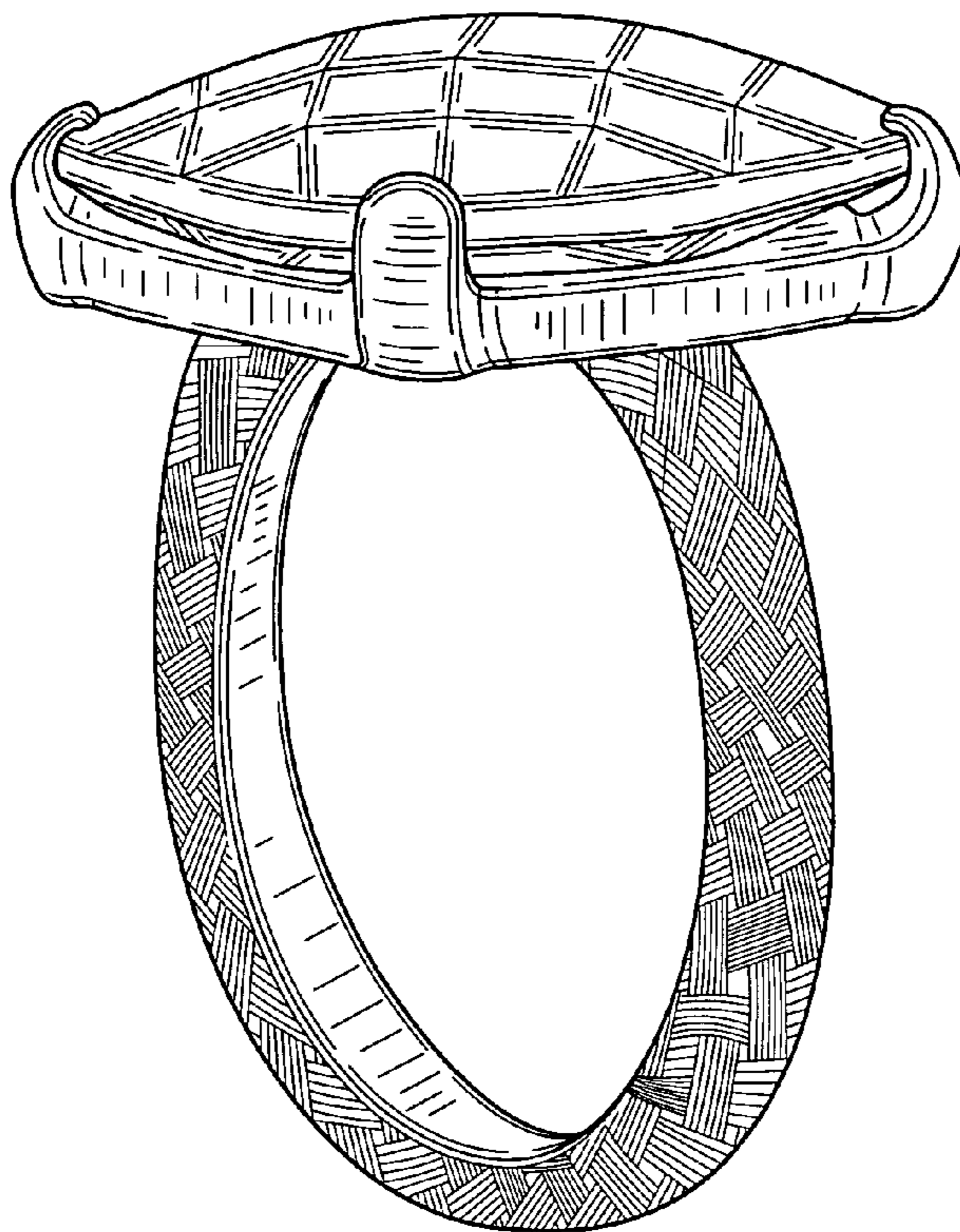
FIG. 2 is a side view of the finger ring shown in FIG. 1;

FIG. 3 is a plan view of the finger ring illustrated in FIG. 1;

FIG. 4 is a bottom view of the finger ring set forth in FIG. 3; and,

FIG. 5 is a front view of the finger ring shown in FIG. 1.

1 Claim, 5 Drawing Sheets



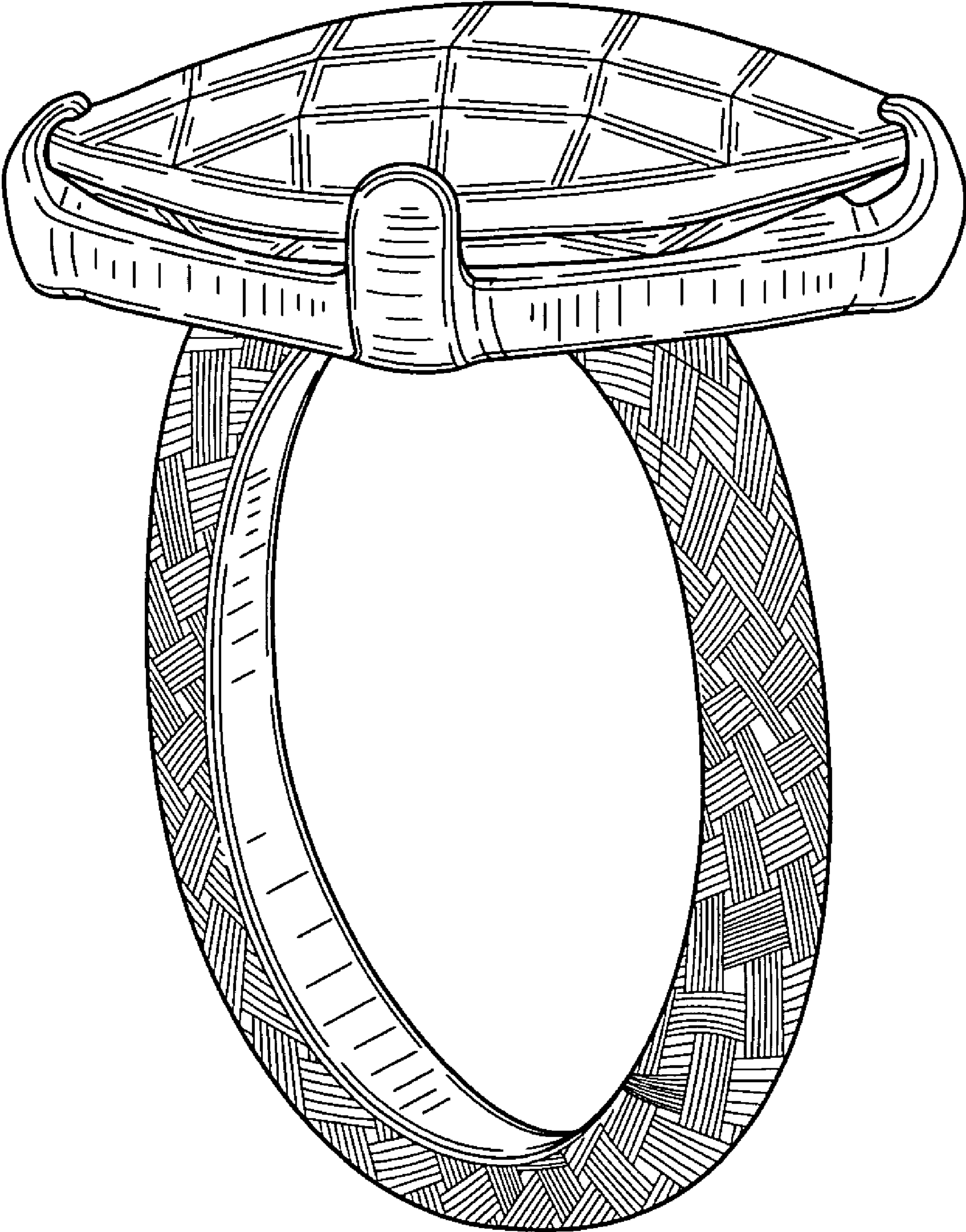


FIG. 1

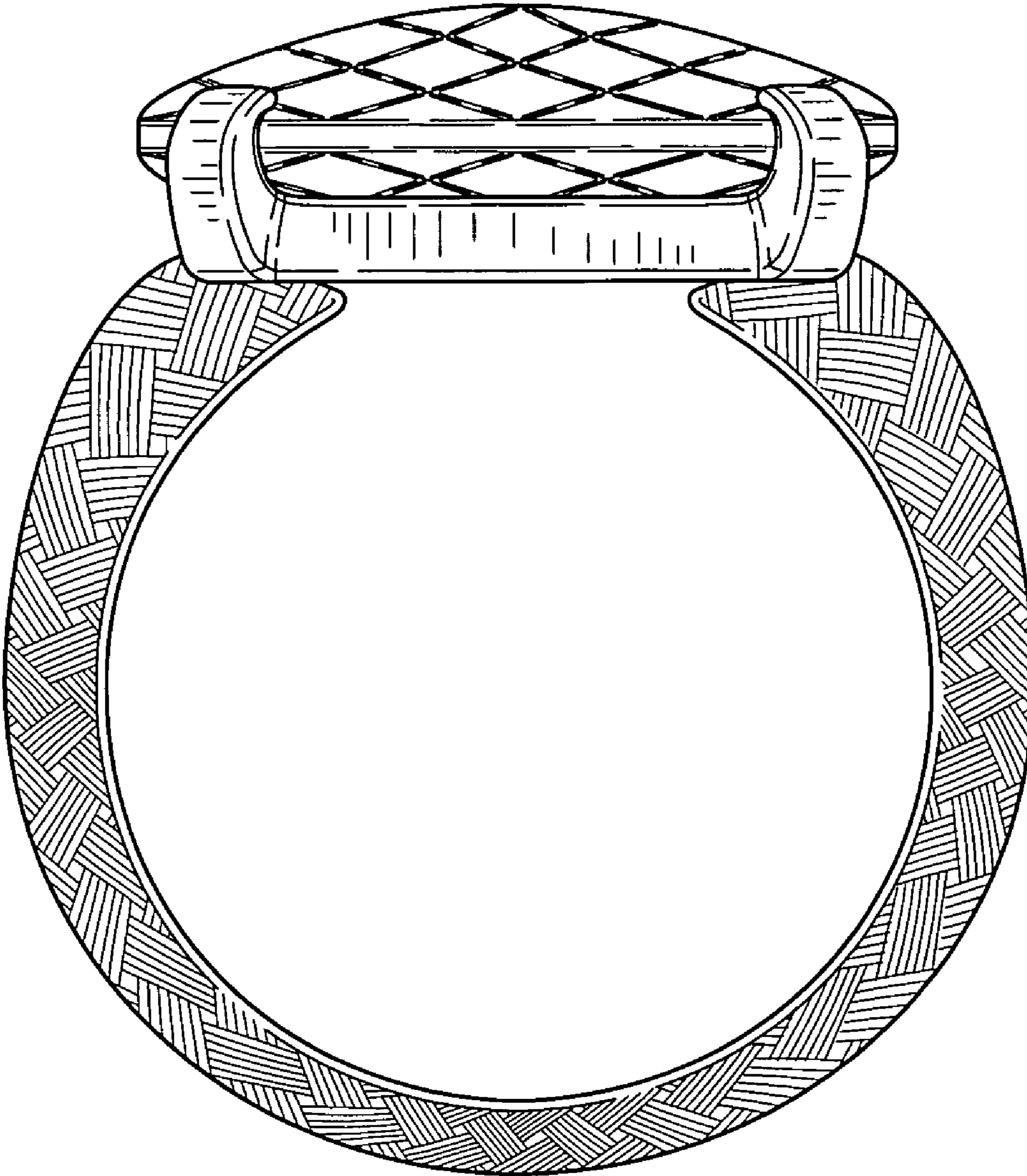


FIG. 2

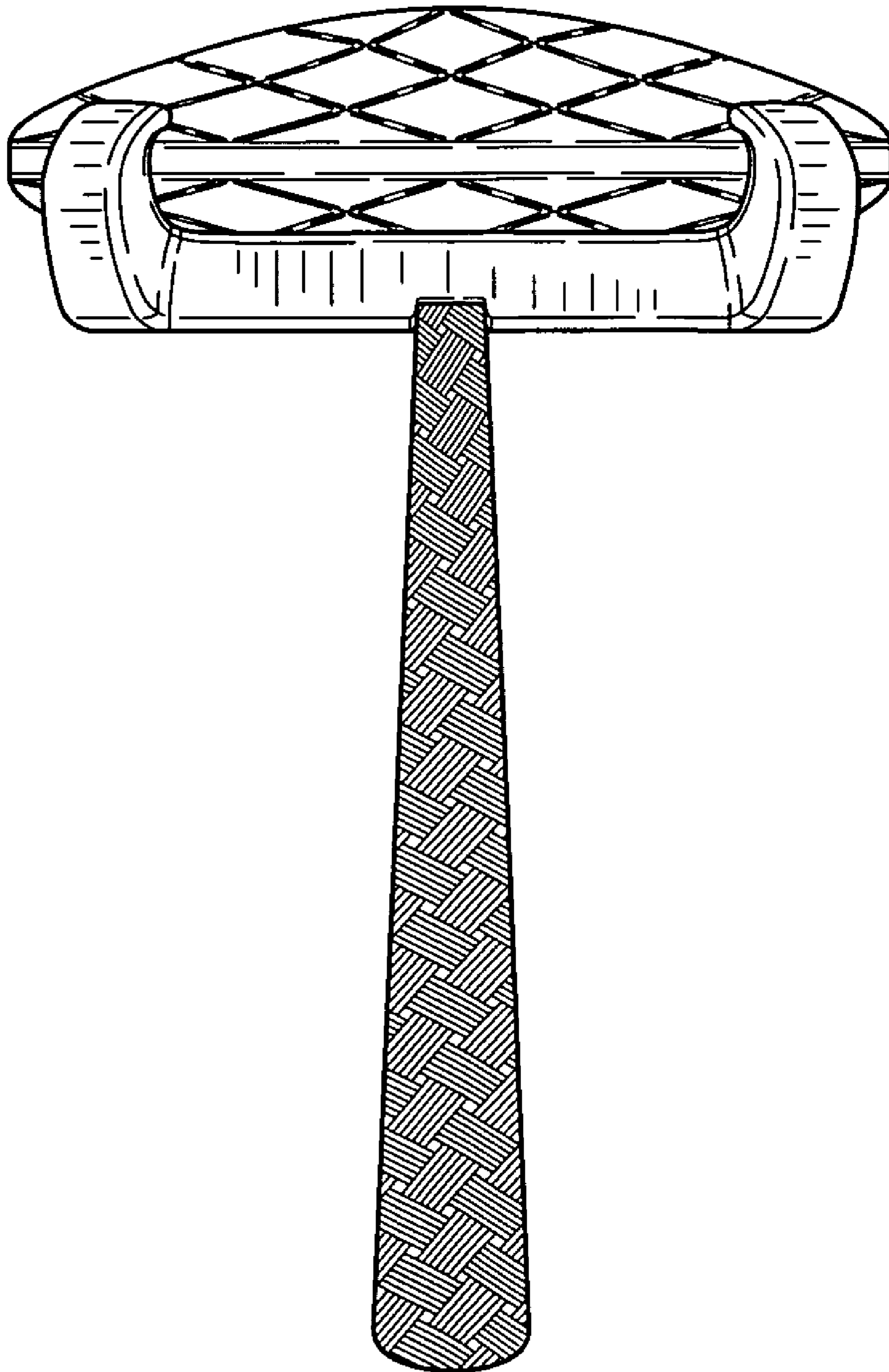


FIG. 3

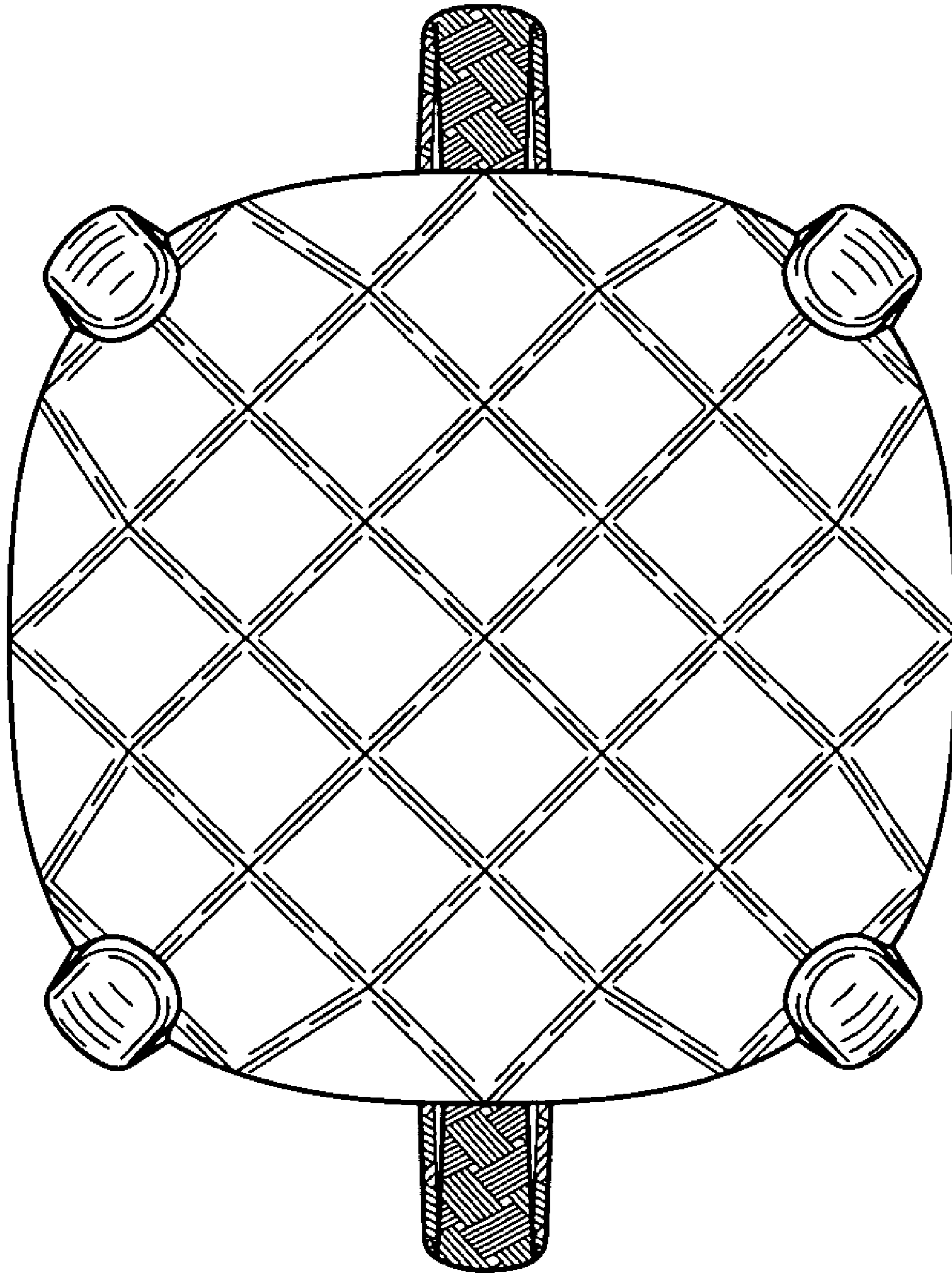


FIG. 4




FIG. 5