



US00D626428S

(12) **United States Design Patent**  
**Fallat, II et al.**

(10) **Patent No.:** **US D626,428 S**

(45) **Date of Patent:** **\*\* \*Nov. 2, 2010**

(54) **COMBINED SHOULDER AND CAP FOR A CONTAINER**

(75) Inventors: **Peter J. Fallat, II**, Whitehouse Station, NJ (US); **Bruce Cummings**, New York, NY (US); **Brian Worthington**, Dunellen, NJ (US)

(73) Assignee: **Colgate-Palmolive Company**, New York, NY (US)

(\*\*) Term: **14 Years**

(21) Appl. No.: **29/339,568**

(22) Filed: **Jul. 2, 2009**

(51) **LOC (9) Cl.** ..... **09-03**

(52) **U.S. Cl.** ..... **D9/695**

(58) **Field of Classification Search** ..... D9/695-699, D9/711, 521, 544, 435, 440, 454, 723-724, D9/499, 712, 449, 727-728, 442, 447, 504; 222/92, 107, 215, 491, 527-529, 96, 206, 222/212, 213, 251; 206/822-823; D28/7, D28/76, 82; 220/DIG. 7; D24/111, 119; 215/205, 321, 381, 382, 316; 141/114, 115  
See application file for complete search history.

(56) **References Cited**

**U.S. PATENT DOCUMENTS**

1,978,455	A	10/1934	Geerlings	
D194,222	S	12/1962	Rolley	
4,844,250	A	7/1989	Holoubek et al.	
D319,178	S *	8/1991	Katada et al.	D9/617
D329,379	S	9/1992	Jorgensen et al.	
5,547,091	A	8/1996	Neveras et al.	
D401,138	S *	11/1998	Rosen et al.	D9/697
D414,688	S	10/1999	Loeb et al.	
6,071,523	A *	6/2000	Mehta et al.	424/400
6,223,919	B1	5/2001	Kuehn	
6,305,577	B1	10/2001	Fillmore et al.	
D474,961	S *	5/2003	Haruta	D9/697
D479,466	S	9/2003	Bremner et al.	
D487,398	S	3/2004	Bremner et al.	
D488,059	S *	4/2004	Mounier	D9/697

6,722,536	B2	4/2004	Bremner et al.	
D503,611	S	4/2005	Py et al.	
D511,464	S	11/2005	Py et al.	
D512,647	S *	12/2005	Py et al.	D9/695
D532,700	S *	11/2006	Py et al.	D9/697
D532,701	S *	11/2006	Spencer	D9/699
D546,196	S *	7/2007	Py et al.	D9/695
D551,088	S *	9/2007	Dittmer et al.	D9/697
D552,485	S	10/2007	Grabiner et al.	
D553,005	S	10/2007	Py et al.	

(Continued)

*Primary Examiner*—Caron Veynar  
*Assistant Examiner*—Abraham Bahta  
(74) *Attorney, Agent, or Firm*—Amy M. Fernandez

(57) **CLAIM**

The ornamental design for a combined shoulder and cap for a container, as shown and described.

**DESCRIPTION**

FIG. 1 is a perspective view of a combined shoulder and cap for a container with the cap attached to the shoulder showing our new design;

FIG. 2 is a side view thereof, the front, back, left, and right sides being the same in appearance;

FIG. 3 is a top view thereof;

FIG. 4 is a bottom view thereof;

FIG. 5 is an exploded side view of the combined shoulder and cap;

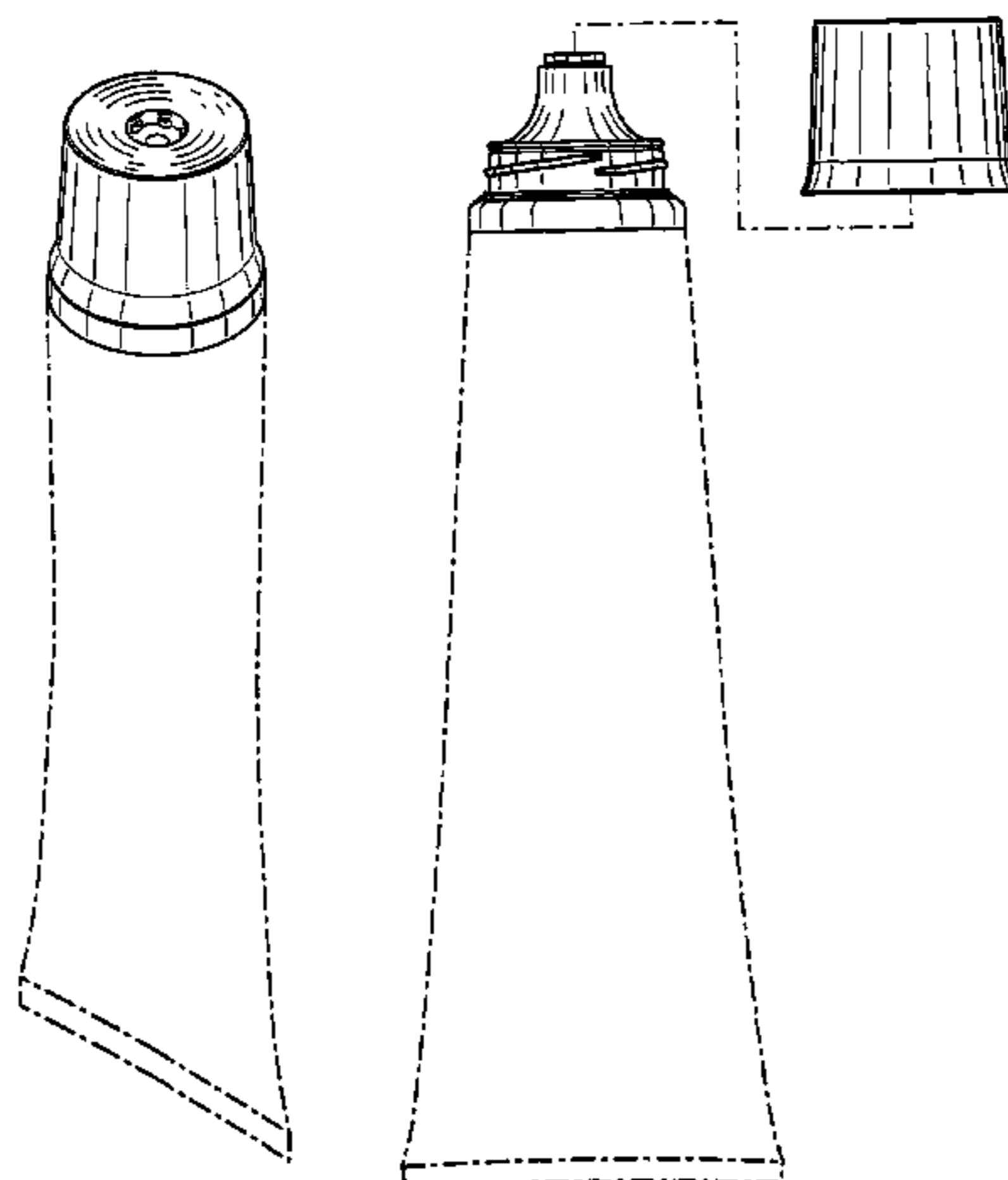
FIG. 6 is a top view thereof;

FIG. 7 is a perspective view thereof without the cap shown for clarity of disclosure; and,

FIG. 8 is a bottom view of the cap only.

All broken lines shown in the drawings are for environmental purposes only and form no part of the claimed design.

**1 Claim, 5 Drawing Sheets**



# US D626,428 S

Page 2

---

## U.S. PATENT DOCUMENTS

D561,046 S 2/2008 Kerman

D558,061 S \* 12/2007 Py et al. .... D9/695

D559,703 S \* 1/2008 Egawa ..... D9/697

\* cited by examiner




FIG. 1

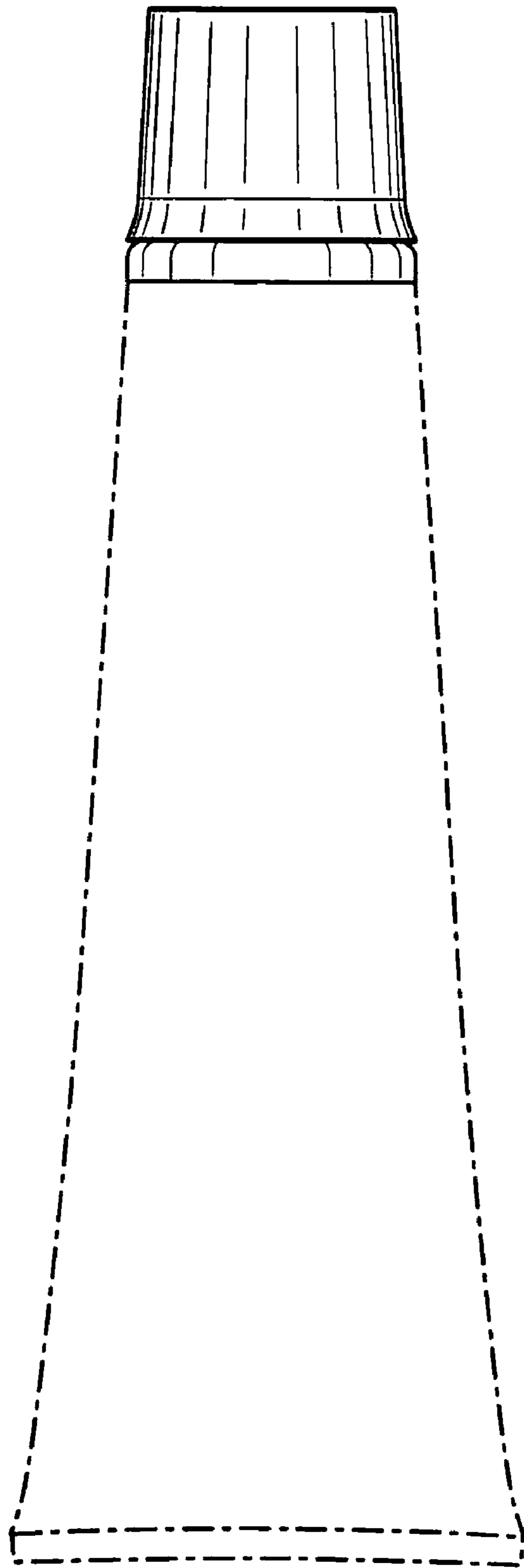


FIG. 2

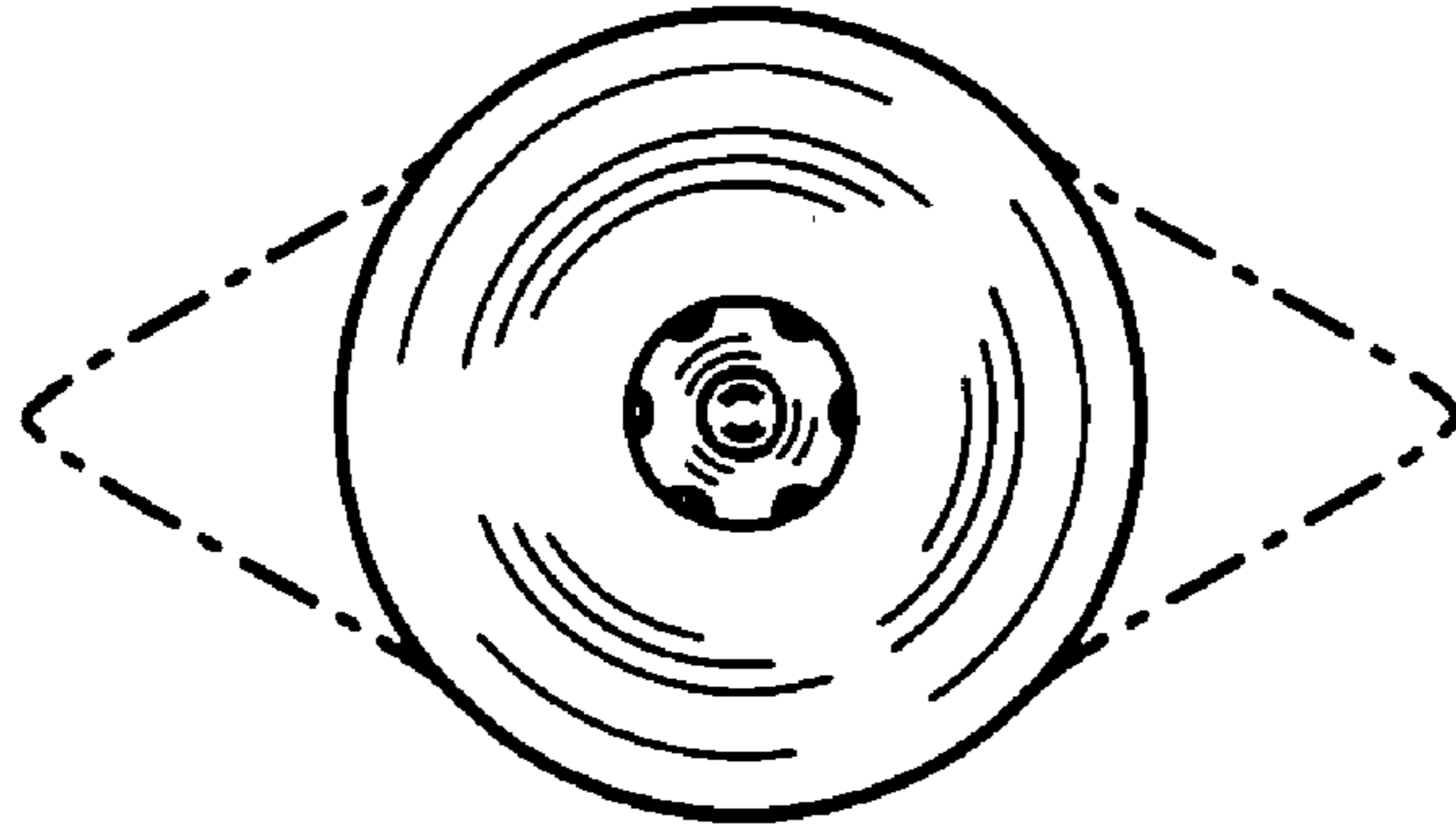


FIG. 3

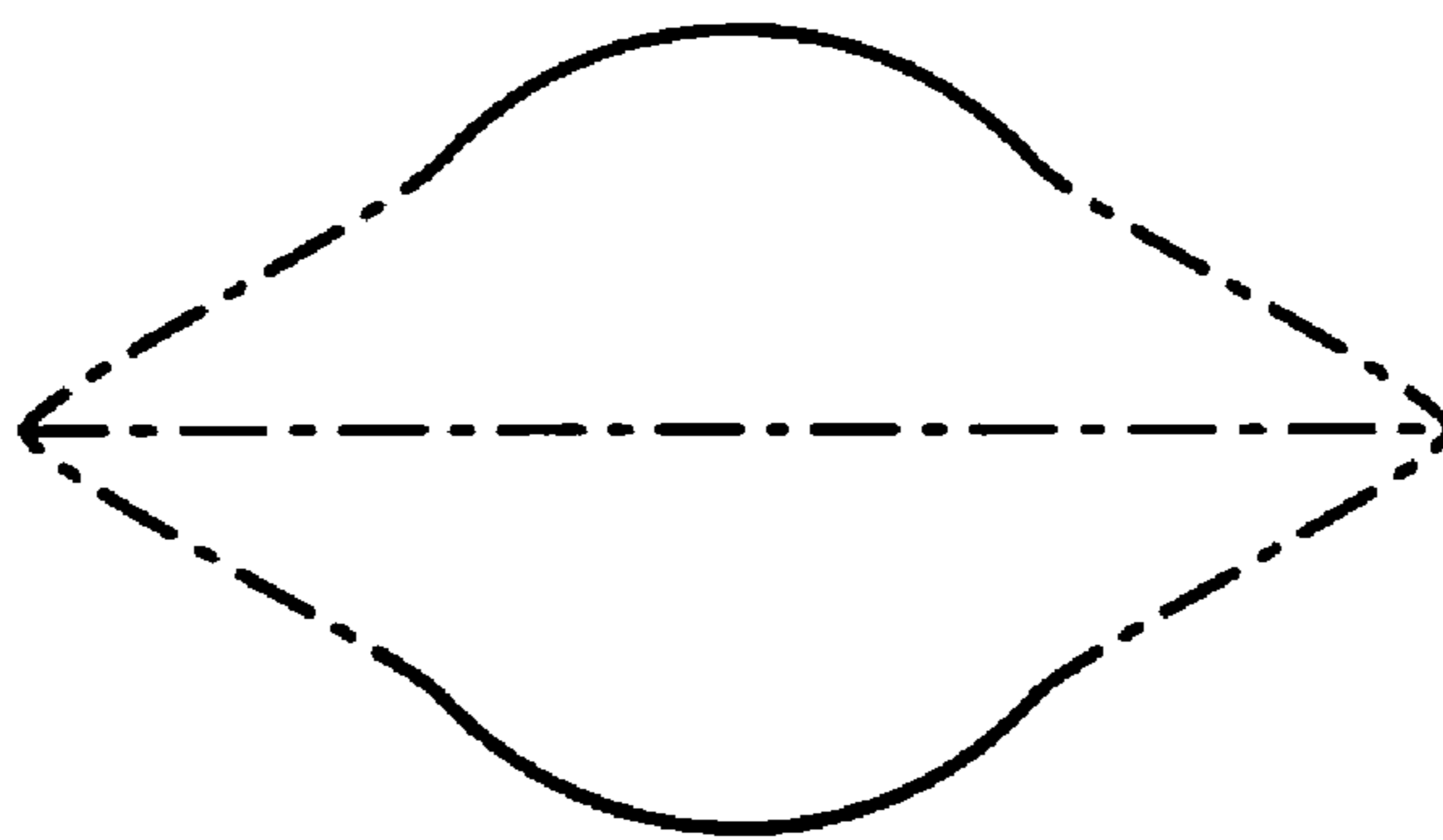


FIG. 4

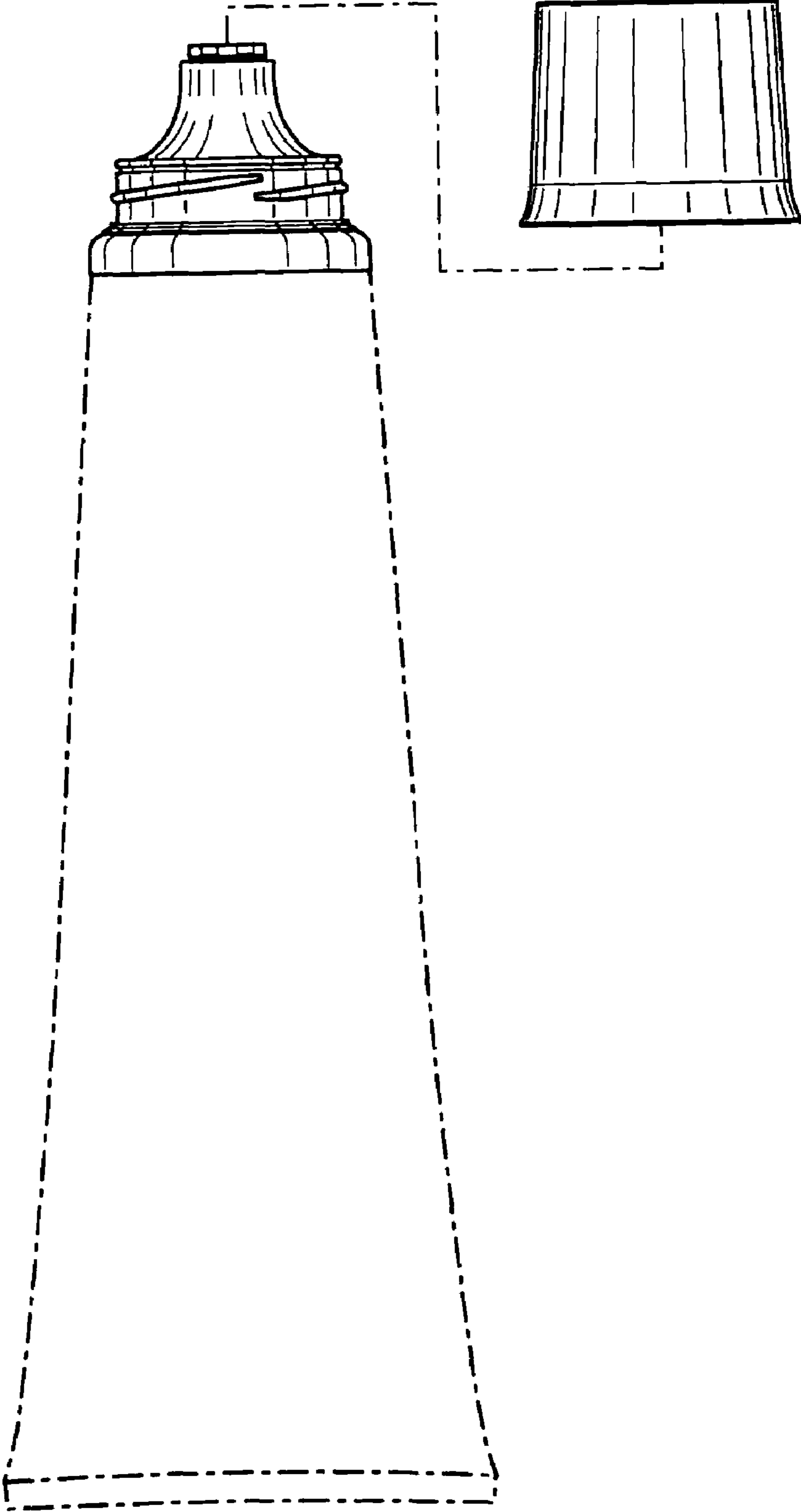


FIG. 5

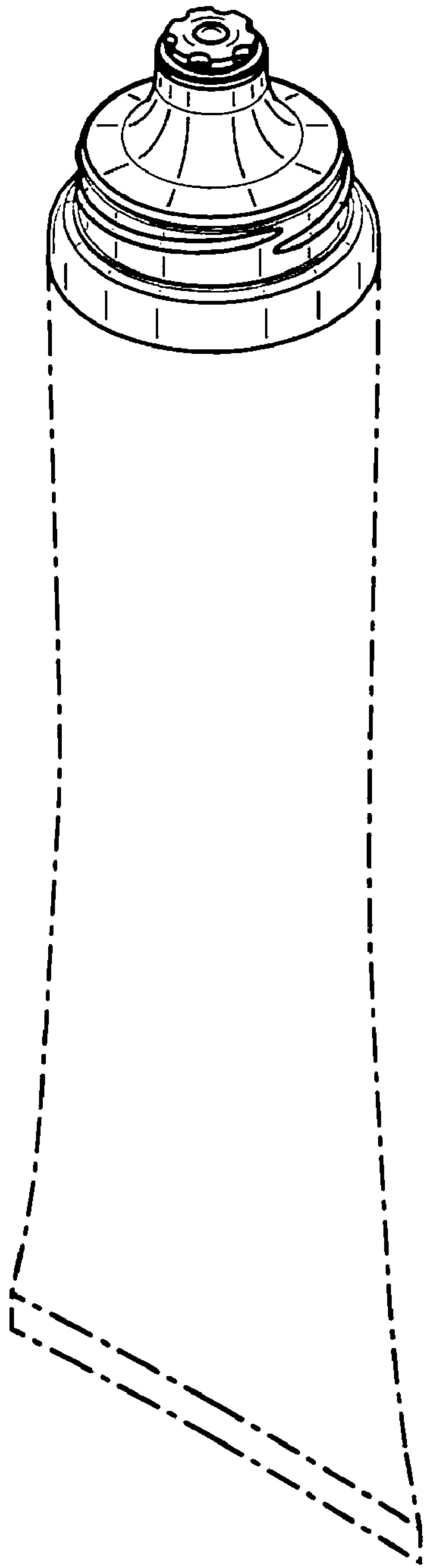


FIG. 7

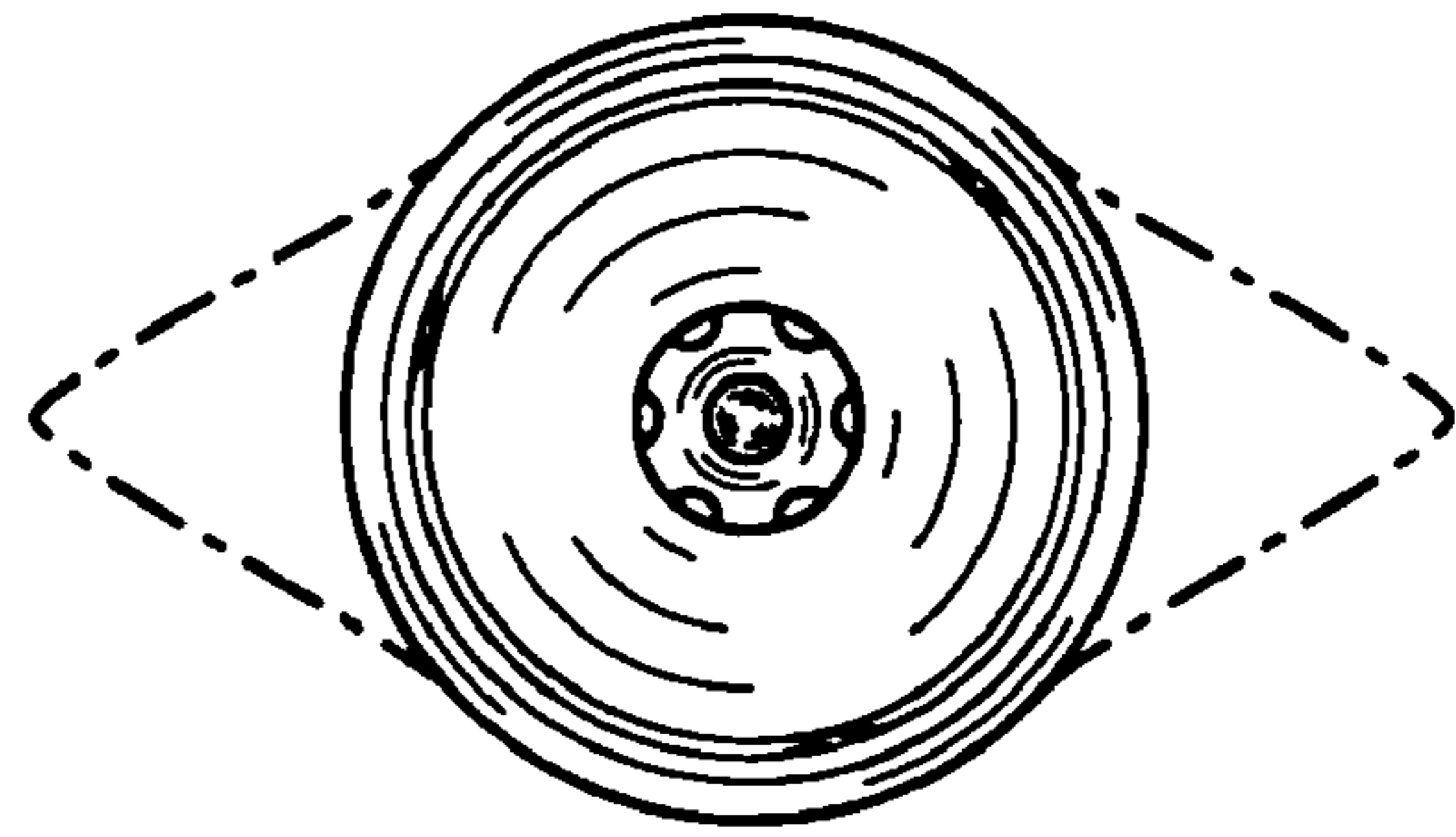


FIG. 6

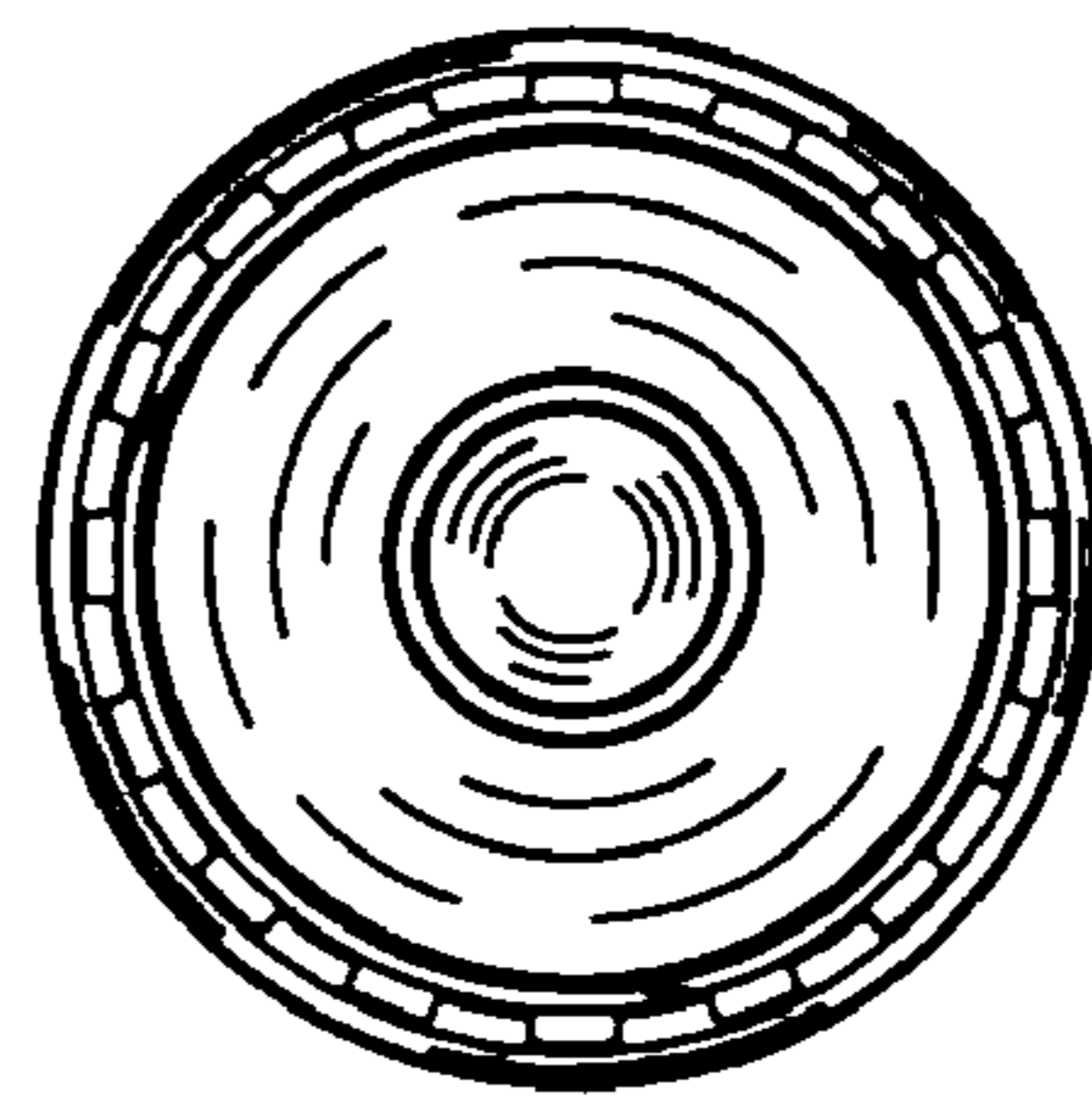


FIG. 8