



US00D626419S

(12) **United States Design Patent**
Adamson

(10) **Patent No.:** **US D626,419 S**

(45) **Date of Patent:** **** Nov. 2, 2010**

(54) **BOTTLE**

(75) Inventor: **Simon Adamson**, London (GB)

(73) Assignee: **Chivas Brothers Pernod Ricard Limited**, Paisley, Renfrewshire (GB)

(**) Term: **14 Years**

(21) Appl. No.: **29/302,554**

(22) Filed: **Jan. 18, 2008**

(30) **Foreign Application Priority Data**

Jul. 19, 2007 (EM) 000760749-0001

(51) **LOC (9) Cl.** **09-01**

(52) **U.S. Cl.** **D9/550; D9/454; D9/554; D9/652**

(58) **Field of Classification Search** D9/454, D9/500, 502, 503, 504, 505, 516, 520, 529, D9/544, 545, 546, 549, 550, 553, 556, 557, D9/563, 566, 569, 570, 571, 575, 652; 215/381-385
See application file for complete search history.

(56) **References Cited**

U.S. PATENT DOCUMENTS

D21,509 S *	4/1892	Oberfelder	D9/545
D76,129 S *	8/1928	Edward	D9/550
D98,813 S *	3/1936	Monasch	D9/677
D100,230 S *	6/1936	Steelman	D9/545
D100,744 S *	8/1936	Strouse	D9/545
D104,735 S *	6/1937	Ziff et al.	D9/550
D105,540 S *	8/1937	Smith	D9/550
D109,512 S *	5/1938	Fuerst	D9/545

D110,030 S *	6/1938	LiLenthal	D9/545
D121,368 S *	7/1940	Du Pree	D9/545
D122,713 S *	9/1940	Munzer	D9/545
D151,807 S *	11/1948	Berkowitz	D9/545
D172,691 S *	7/1954	Slavin	D9/544
D250,879 S *	1/1979	Marks	D9/627
D292,371 S *	10/1987	Cooper	D9/730
D330,861 S *	11/1992	Lower	D9/563
D363,026 S *	10/1995	Sillince et al.	D9/500
D465,735 S *	11/2002	Woodall	D9/560
D476,571 S *	7/2003	Lince	D9/500
D540,178 S *	4/2007	Stewart	D9/550
D568,165 S *	5/2008	Stewart et al.	D9/545

* cited by examiner

Primary Examiner—Stella M Reid

Assistant Examiner—Elizabeth J Oswecki

(74) *Attorney, Agent, or Firm*—Ladas & Parry LLP

(57) **CLAIM**

The ornamental design for a bottle, as shown and described.

DESCRIPTION

FIG. 1 is a front perspective view of a bottle showing my new design;

FIG. 2 is a front elevational thereof;


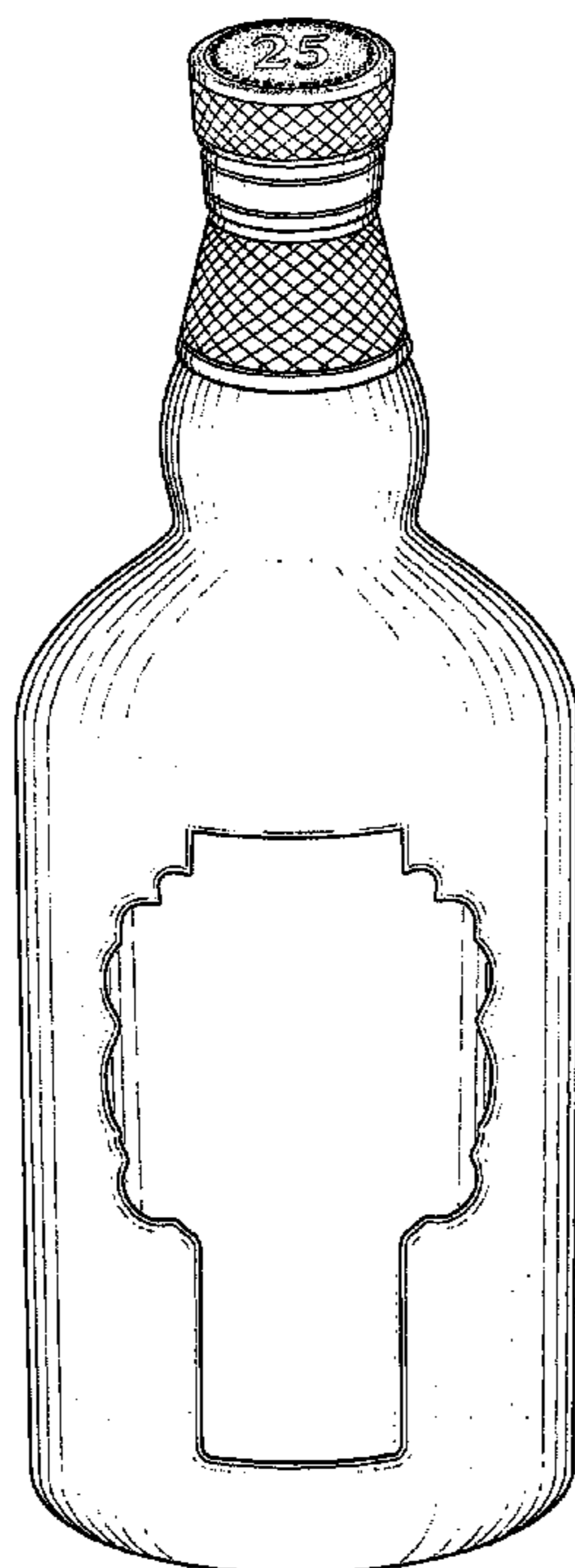
FIG. 3 is a right side elevational view thereof, the left side being a mirror image thereof;

FIG. 4 is a back elevational view thereof;

FIG. 5 is a top plan view thereof; and,

FIG. 6 is a bottom plan view thereof.

1 Claim, 5 Drawing Sheets



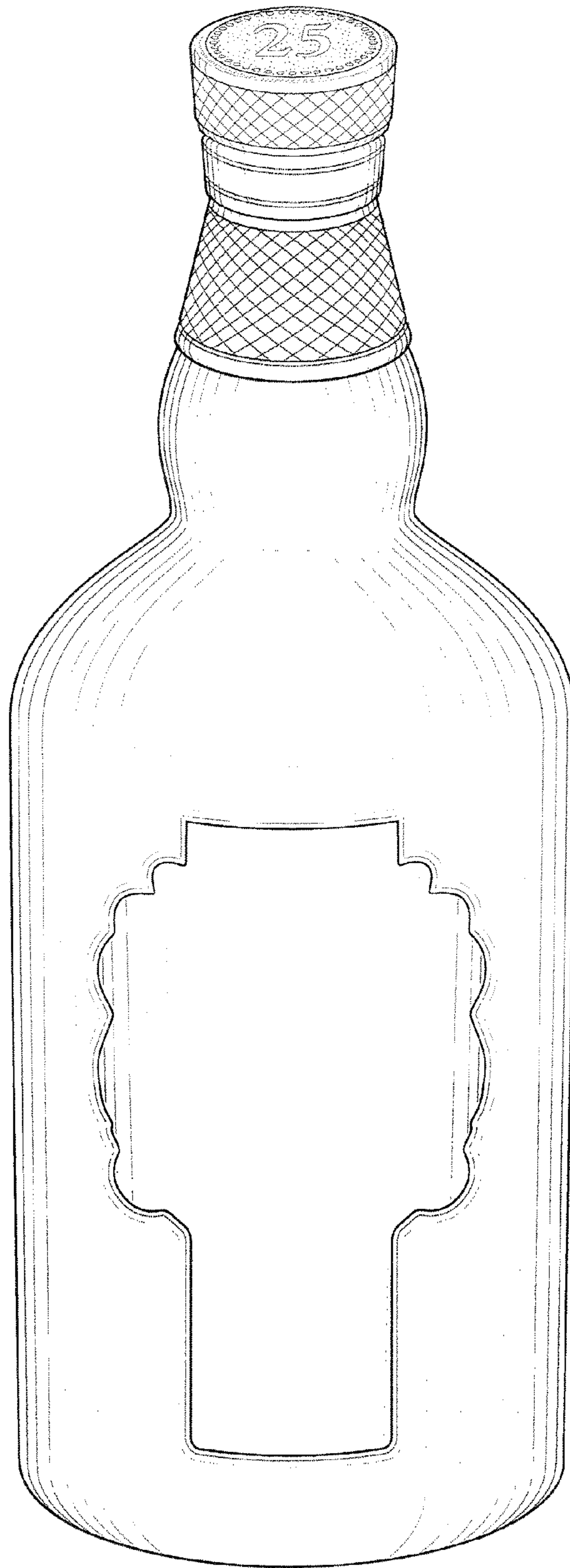


FIG. 1

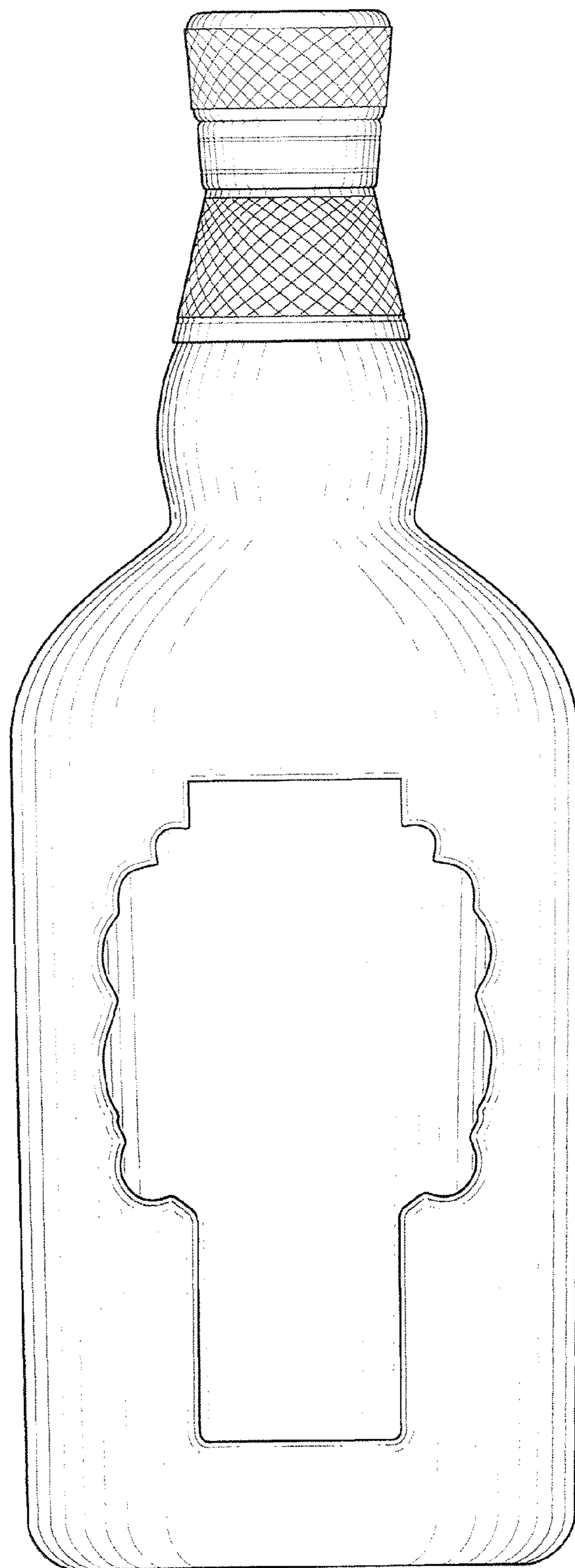


FIG. 2

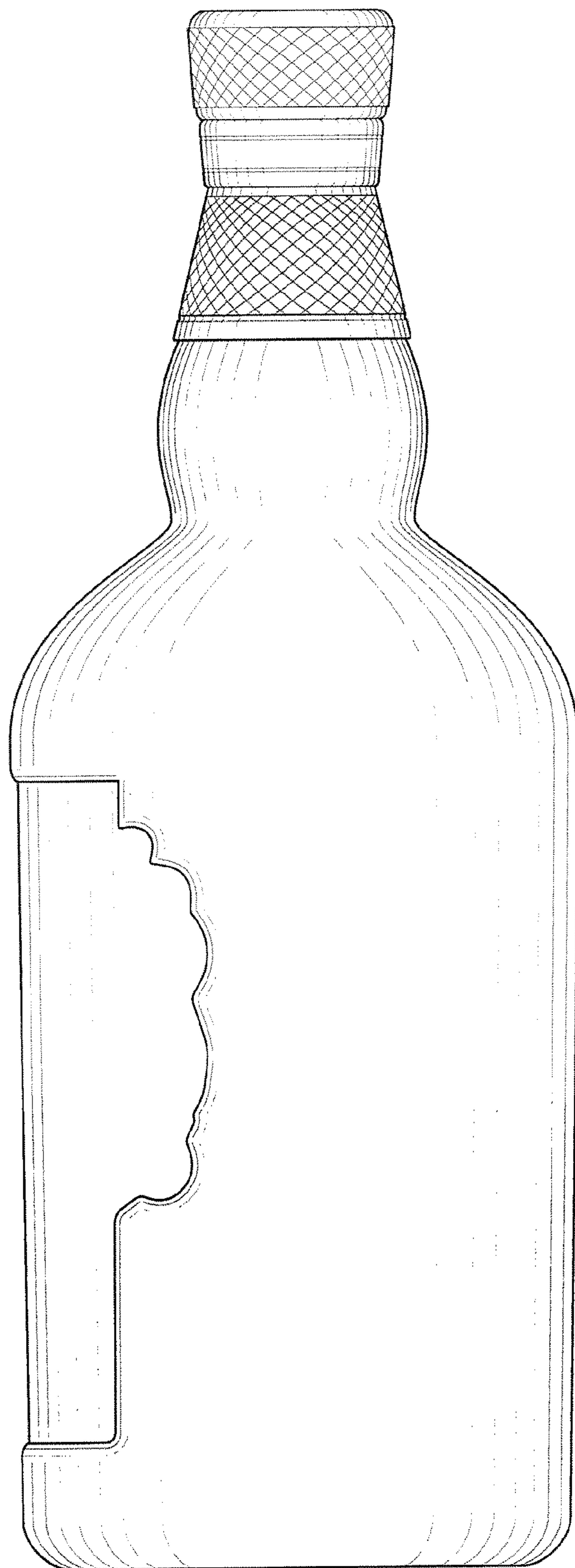


FIG. 3

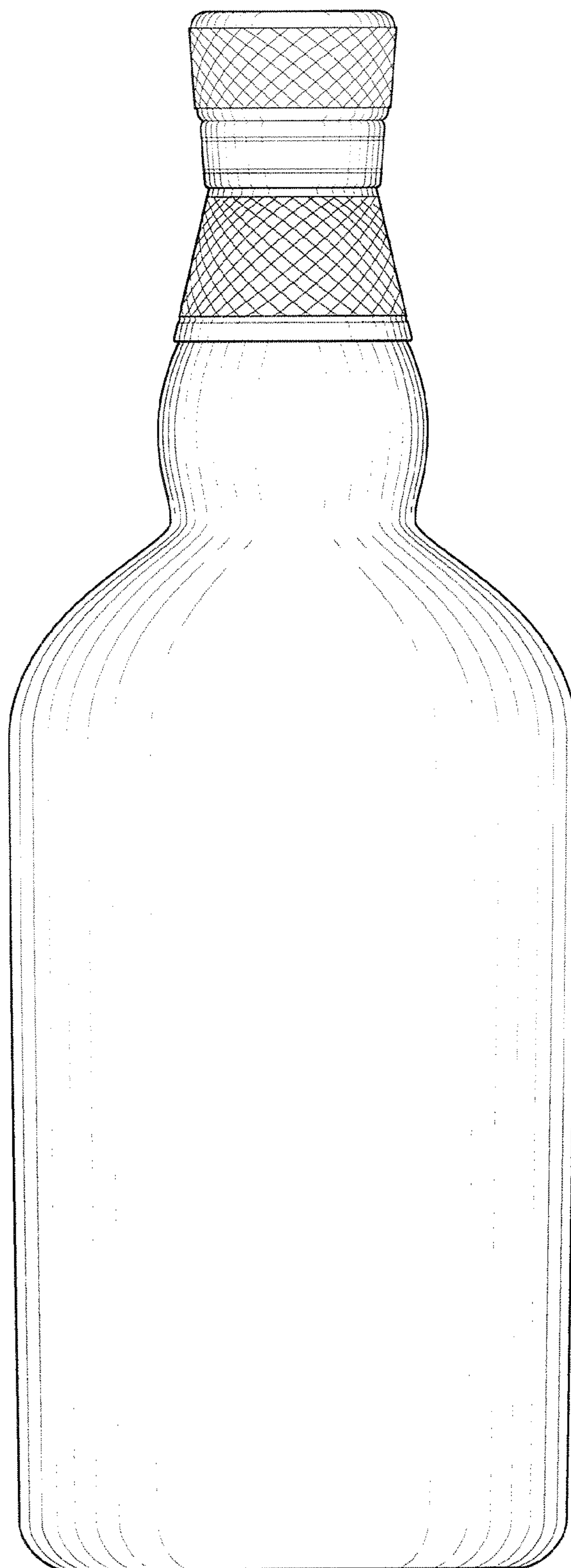


FIG. 4




FIG. 5

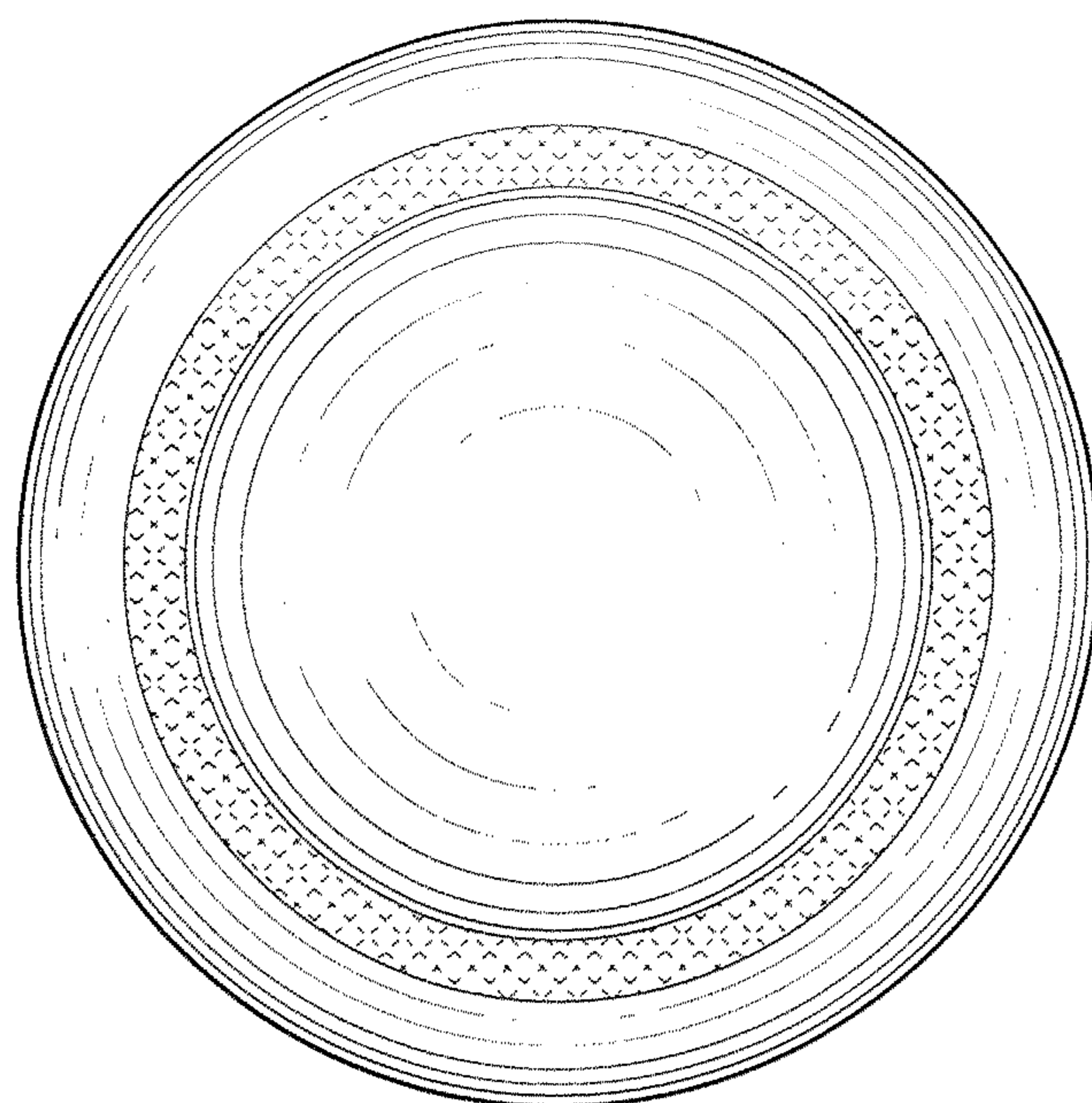


FIG. 6