



US00D626417S

(12) **United States Design Patent**
Kim

(10) **Patent No.:** **US D626,417 S**

(45) **Date of Patent:** **** Nov. 2, 2010**

(54) **CONTAINER**

(75) Inventor: **Angie Yonju Kim**, Cambridge, MA (US)

(73) Assignee: **GlaxoSmithKline LLC**, Philadelphia, PA (US)

(**) Term: **14 Years**

(21) Appl. No.: **29/352,577**

(22) Filed: **Dec. 22, 2009**

Related U.S. Application Data

(62) Division of application No. 29/324,231, filed on Sep. 9, 2008, now Pat. No. Des. 609,094.

(51) **LOC (9) Cl.** **09-01**

(52) **U.S. Cl.** **D9/503; D9/453; D9/504**

(58) **Field of Classification Search** D9/500,
D9/502-505, 516, 537-540, 549, 557-558,
D9/415, 424, 435, 453-454; 215/379, 381-384;
220/660, 662, 669-673, 675

See application file for complete search history.

(56) **References Cited**

U.S. PATENT DOCUMENTS

1,981,414 A	11/1934	Hermani	215/334
D154,204 S	6/1949	Jung	D9/453
D368,529 S	4/1996	Allegre	D24/197
D375,655 S	11/1996	King	D7/511
D426,773 S	6/2000	Warner et al.	D9/503
D438,116 S	2/2001	Nosella	D9/500
D441,872 S	5/2001	Johansen et al.	D24/197
D447,693 S	9/2001	Warner et al.	D9/776
D451,806 S *	12/2001	Stalder	D9/503
D460,560 S	7/2002	Chomik et al.	D24/197
D471,458 S *	3/2003	Booth et al.	D9/504
D485,181 S	1/2004	Yourist	D9/454
D502,396 S	3/2005	Frisch et al.	D9/503
D503,112 S	3/2005	Kudert et al.	D9/500
D533,064 S	12/2006	Glynn et al.	D9/500
7,178,687 B1 *	2/2007	Manderfield et al.	220/675
D542,656 S *	5/2007	Szczesniak	D9/453

D547,443 S	7/2007	Sudo	D24/121
D567,089 S	4/2008	Glydon et al.	D9/504
D567,091 S	4/2008	Glydon et al.	D9/504
D568,155 S	5/2008	Glydon et al.	D9/500
D579,774 S	11/2008	Clark	D9/453
D582,278 S	12/2008	Bourne	D9/504
D583,237 S *	12/2008	Fuchs	D9/453
D583,240 S *	12/2008	Bourne	D9/500
D592,518 S	5/2009	Faulon	D9/539
D609,094 S *	2/2010	Kim	D9/503

* cited by examiner

Primary Examiner—Ian Simmons

Assistant Examiner—Dana L Sipos

(74) *Attorney, Agent, or Firm*—Dara L. Dinner; Theodore R. Furman

(57) **CLAIM**

The ornamental design for a container, as shown and described.

DESCRIPTION

FIG. 1 is front perspective view of a container of my new design;

FIG. 2 is a front view thereof, the right side view, the left side view, and the rear view being identical thereto;

FIG. 3 is a top view thereof;

FIG. 4 is a bottom view thereof;

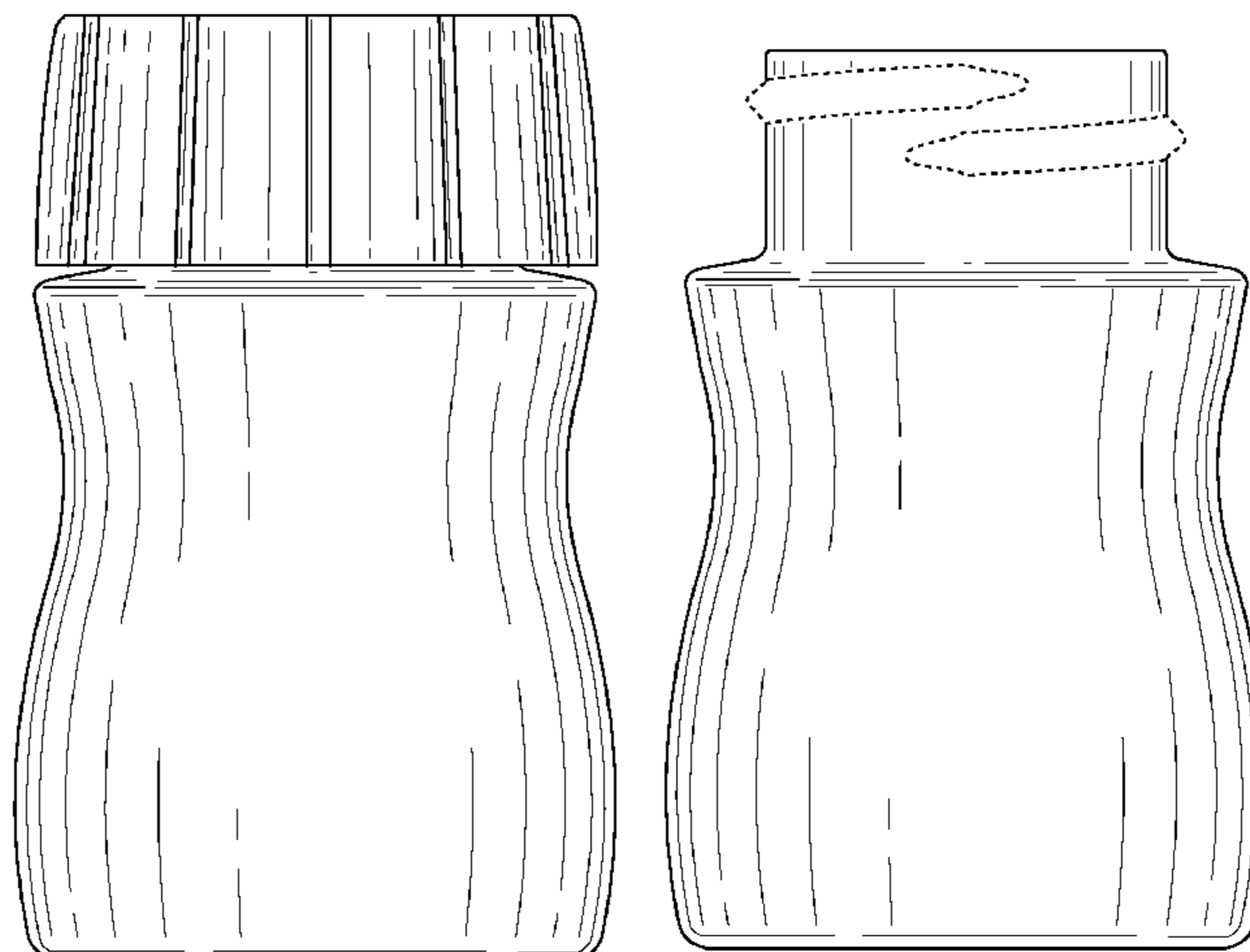
FIG. 5 is a front perspective view of the container in an open position with the cap removed.

FIG. 6 is a front view thereof, the right side, left side and rear views being identical except for the unclaimed thread detail; and,

FIG. 7 is a top view thereof.

The dot-dash broken line in the FIG. 4 drawing view defines the bounds of the claim and forms no part thereof. The evenly dashed broken lines in the drawings illustrate the portions of the design that form no part of the claim.

1 Claim, 6 Drawing Sheets



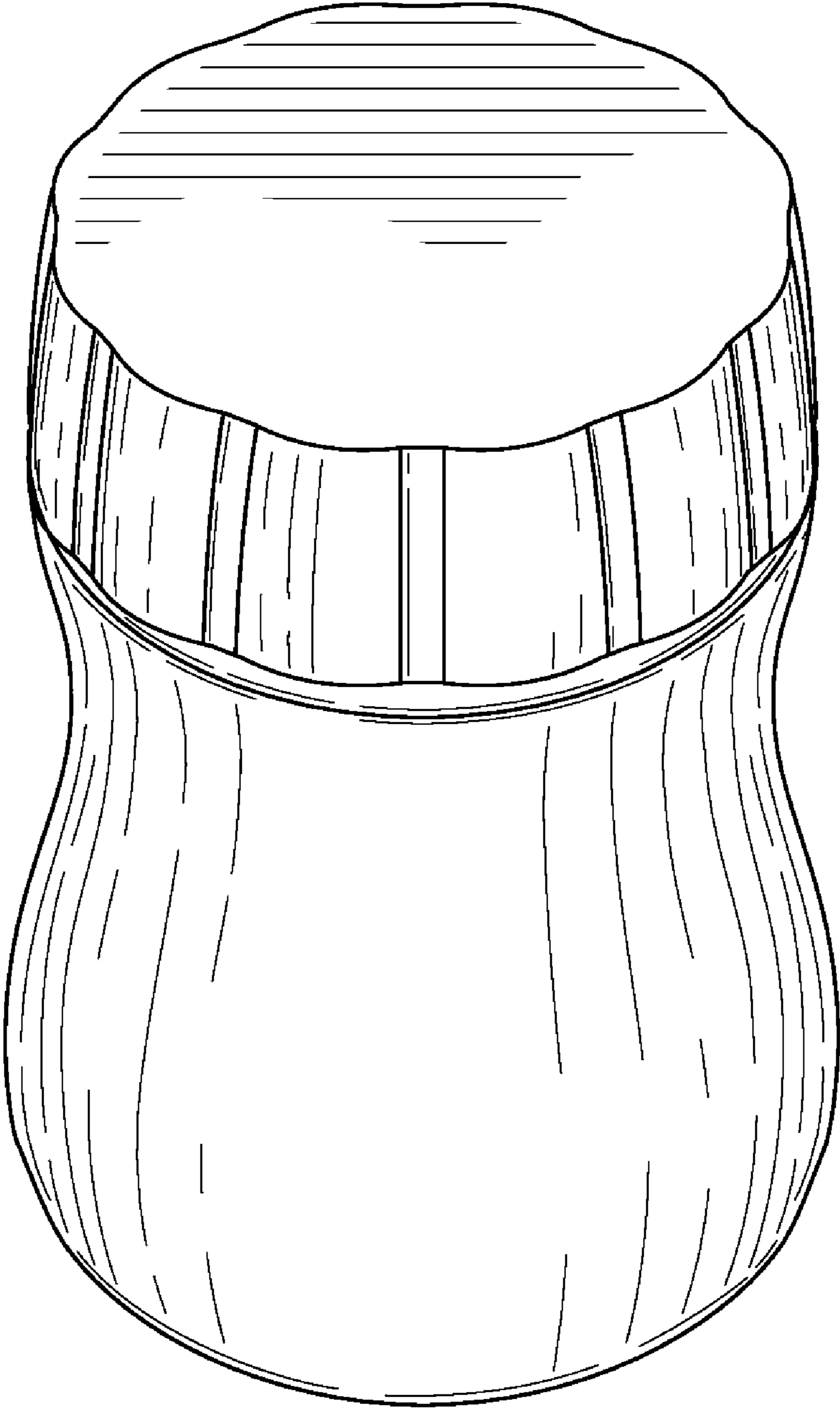


FIG. 1

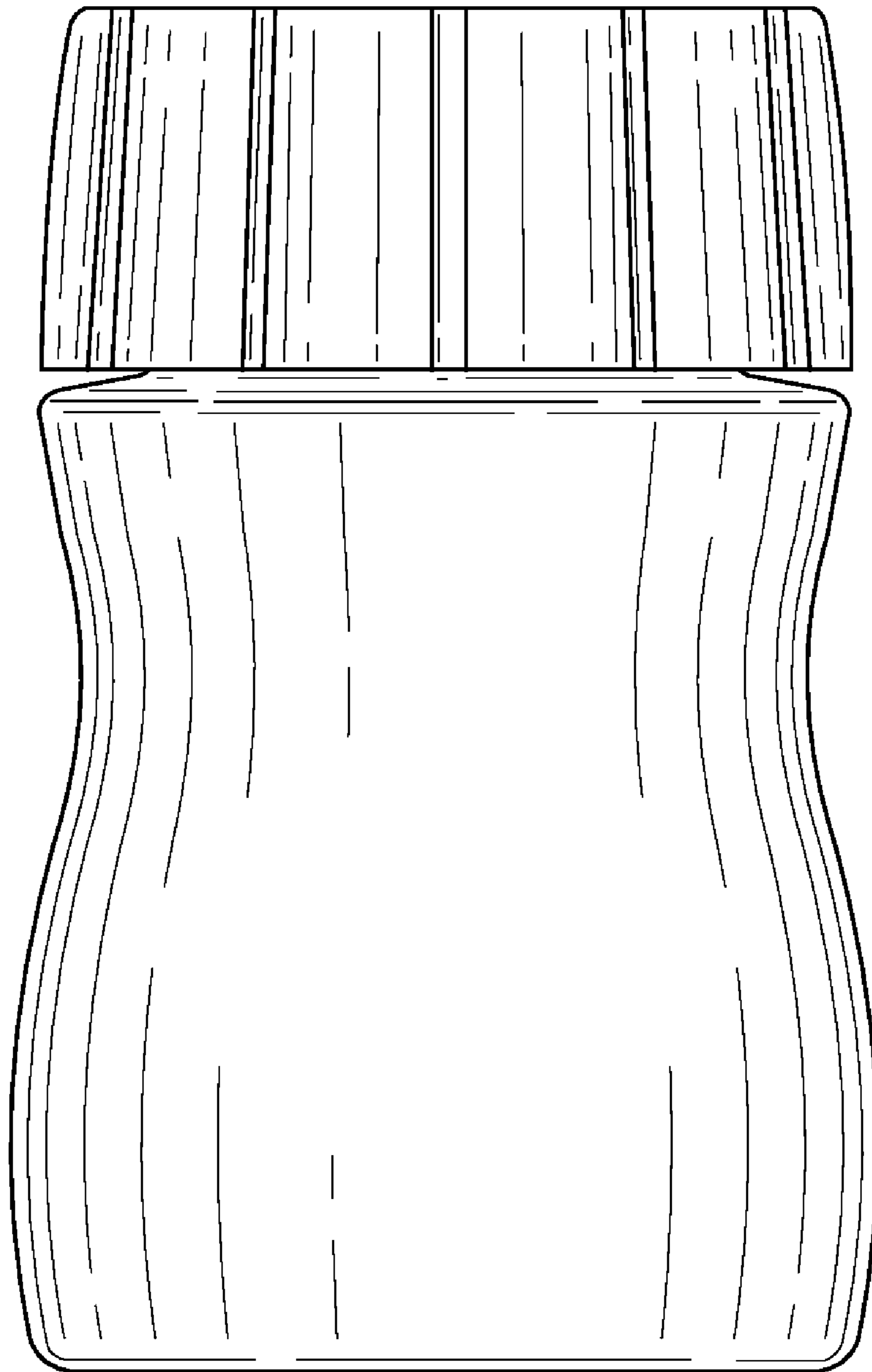


FIG. 2

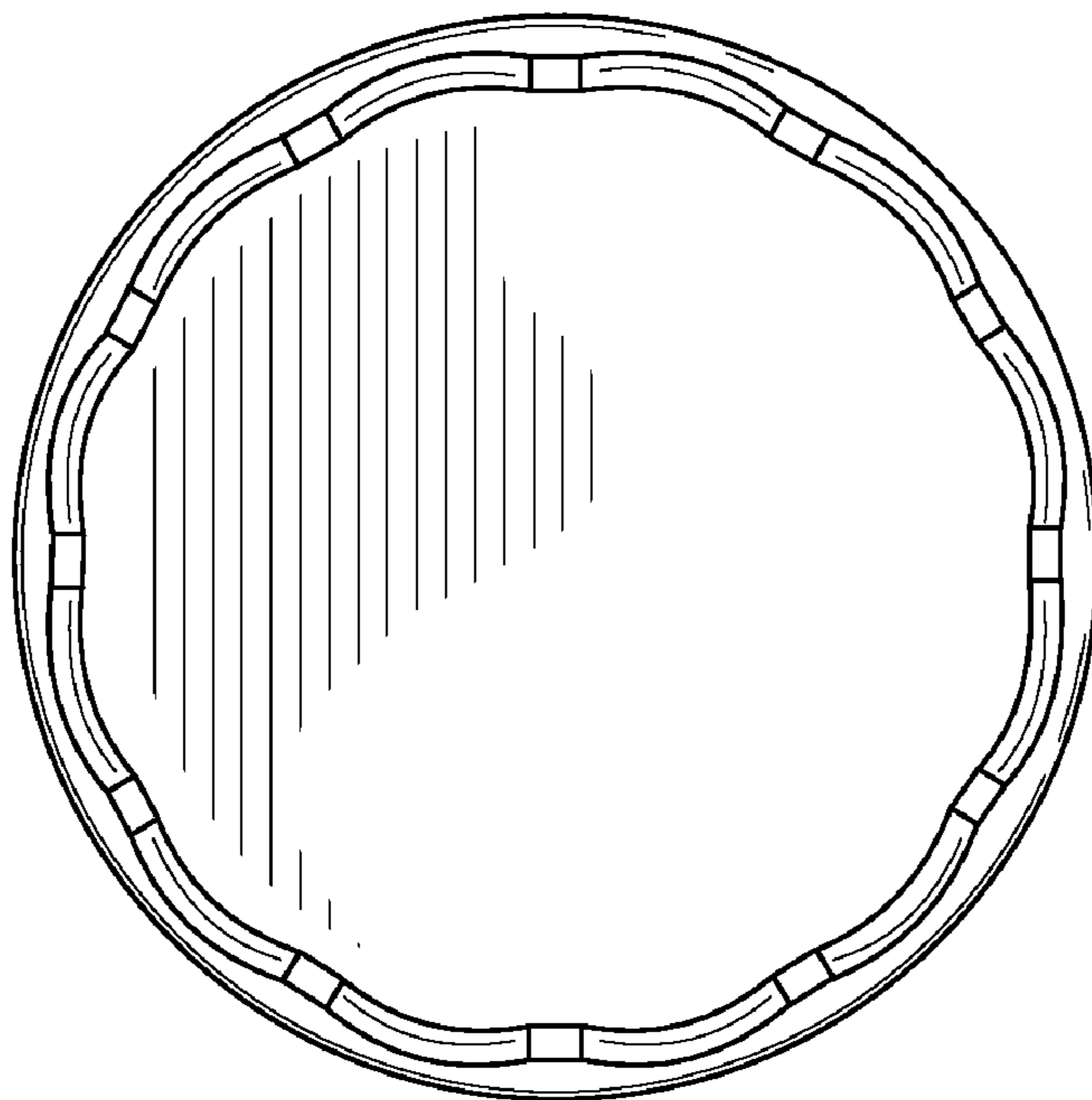


FIG. 3

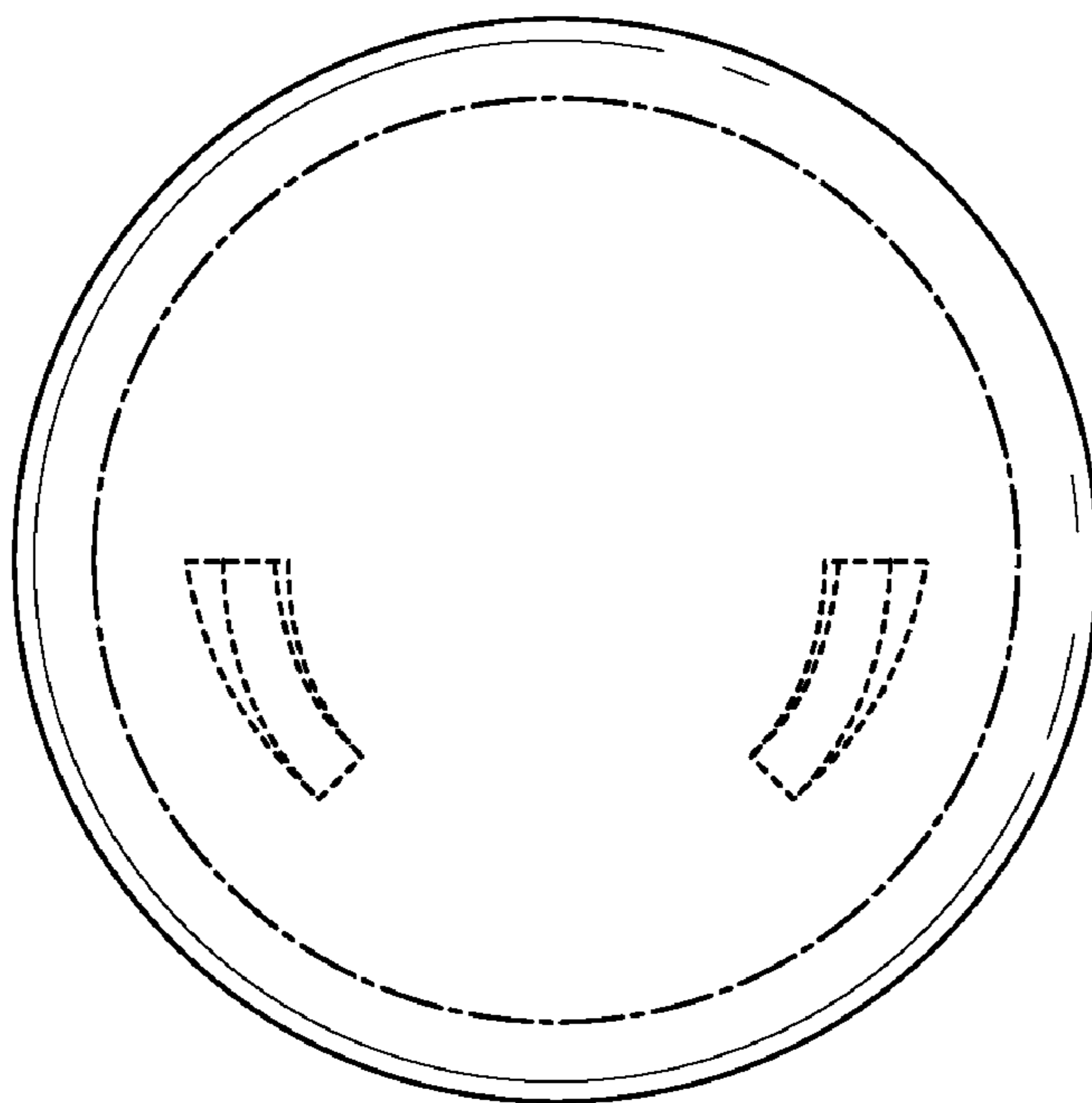


FIG. 4

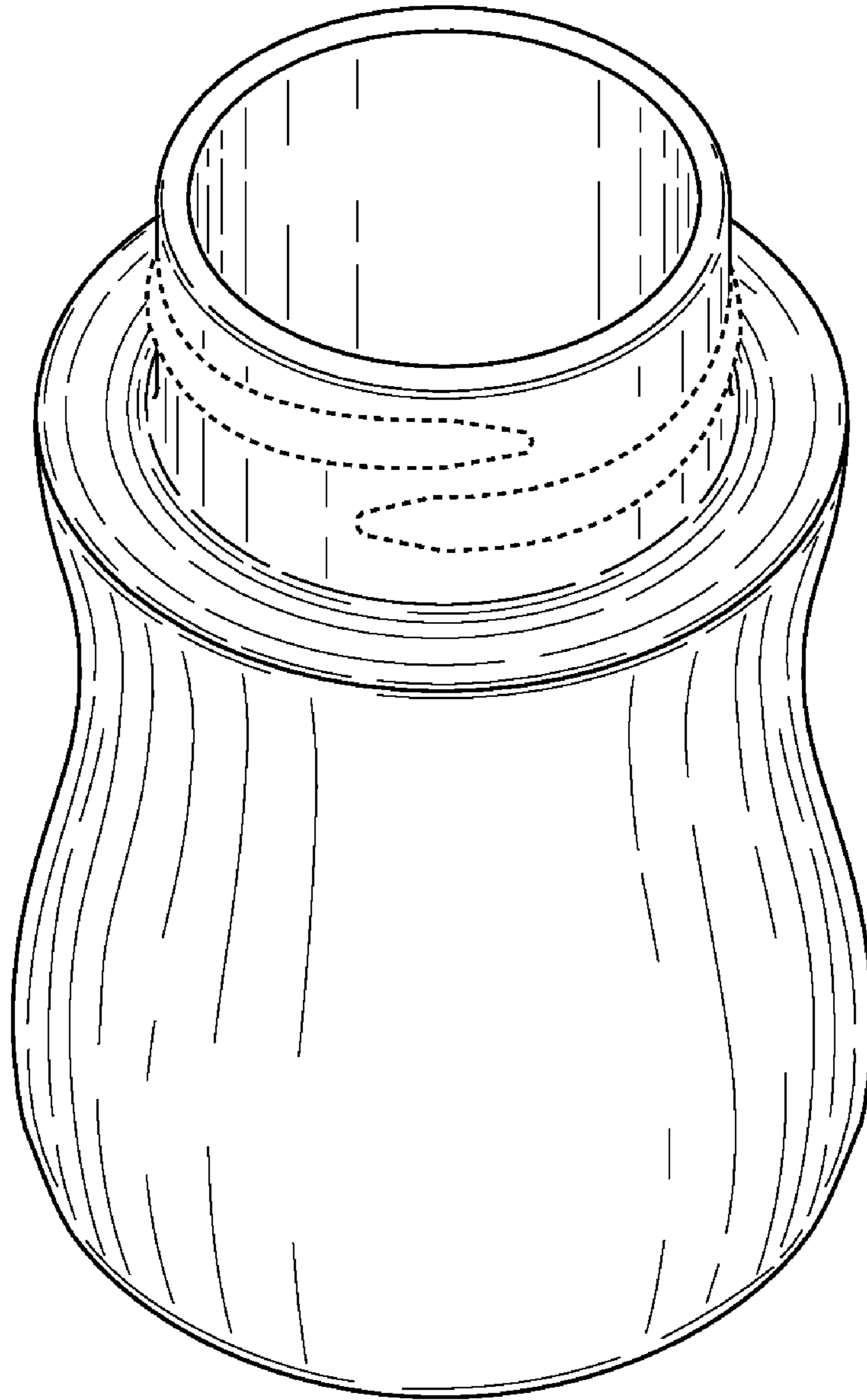


FIG. 5




FIG. 6

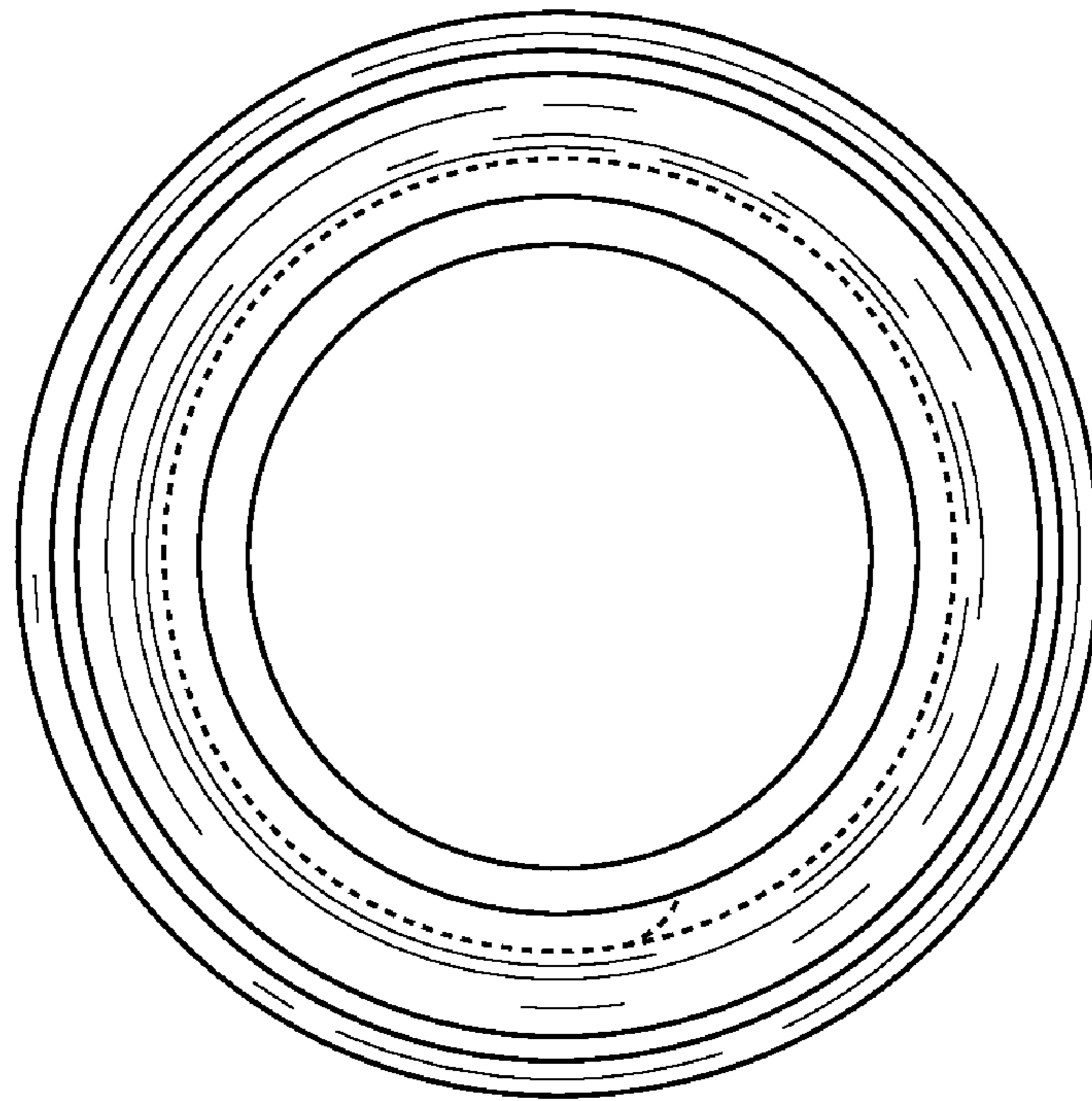


FIG. 7