



US00D626409S

(12) **United States Design Patent**
Hooley

(10) **Patent No.:** **US D626,409 S**
(45) **Date of Patent:** **** Nov. 2, 2010**

(54) **FINGER LOOP FOR A BEVERAGE BOTTLE**

D600,973 S * 9/2009 Lane D7/396.2

(75) Inventor: **Bradley S. Hooley**, Charlotte, NC (US)

* cited by examiner

(73) Assignee: **Rubbermaid Incorporated**,
Huntersville, NC (US)

Primary Examiner—Ian Simmons
Assistant Examiner—Dana L Sipos

(74) *Attorney, Agent, or Firm*—Lempia Braidwood LLC

(**) Term: **14 Years**

(21) Appl. No.: **29/343,944**

(57) **CLAIM**

(22) Filed: **Sep. 22, 2009**

The ornamental design for a “finger loop for a beverage bottle,” as shown and described.

(51) **LOC (9) Cl.** **09-07**

(52) **U.S. Cl.** **D9/434; D7/622**

(58) **Field of Classification Search** D7/601,
D7/602, 701, 705–706, 708, 619.1, 622;
D9/434, 455, 499; D34/28; 294/1.1, 27.1,
294/29; D3/202, 327; 206/142–143, 427;
220/694, 752–755, 758

DESCRIPTION

See application file for complete search history.

FIG. 1 is a top, front, and right side perspective view showing my new design for a finger loop for a beverage bottle;

FIG. 2 is a front view of the finger loop for a beverage bottle shown in FIG. 1;

FIG. 3 is a left side view of the finger loop for a beverage bottle shown in FIG. 1, the right side view being a mirror image thereof;

FIG. 4 is a top view of the finger loop for a beverage bottle shown in FIG. 1;

(56) **References Cited**

U.S. PATENT DOCUMENTS

1,290,433	A *	1/1919	Walker	248/690
2,781,959	A *	2/1957	Loveland	224/572
D276,504	S *	11/1984	Moran et al.	D9/434
D334,888	S *	4/1993	Merritt	D9/434
D359,756	S *	6/1995	Ely	D9/434
D403,958	S *	1/1999	Stepak	D9/434
D412,938	S *	8/1999	Kesselring et al.	D9/434
D502,395	S *	3/2005	Blanchester	D9/434
D528,862	S	9/2006	Li		
D535,562	S *	1/2007	Wisler et al.	D9/434
D541,943	S *	5/2007	Stewart	D24/199
7,228,982	B2 *	6/2007	Nielson	215/396
D571,665	S *	6/2008	Sanders	D9/517

FIG. 5 is a bottom view of the finger loop for a beverage bottle shown in FIG. 1;

FIG. 6 is a rear view of the finger loop for a beverage bottle shown in FIG. 1; and,

FIG. 7 is a top, front, and left side perspective view of the finger loop for a beverage bottle shown in FIG. 1 in a normal use environment on a beverage bottle.

The subject matter shown in dashed lines are for illustrative purposes only and form no part of the claimed design.

1 Claim, 4 Drawing Sheets




FIG. 1

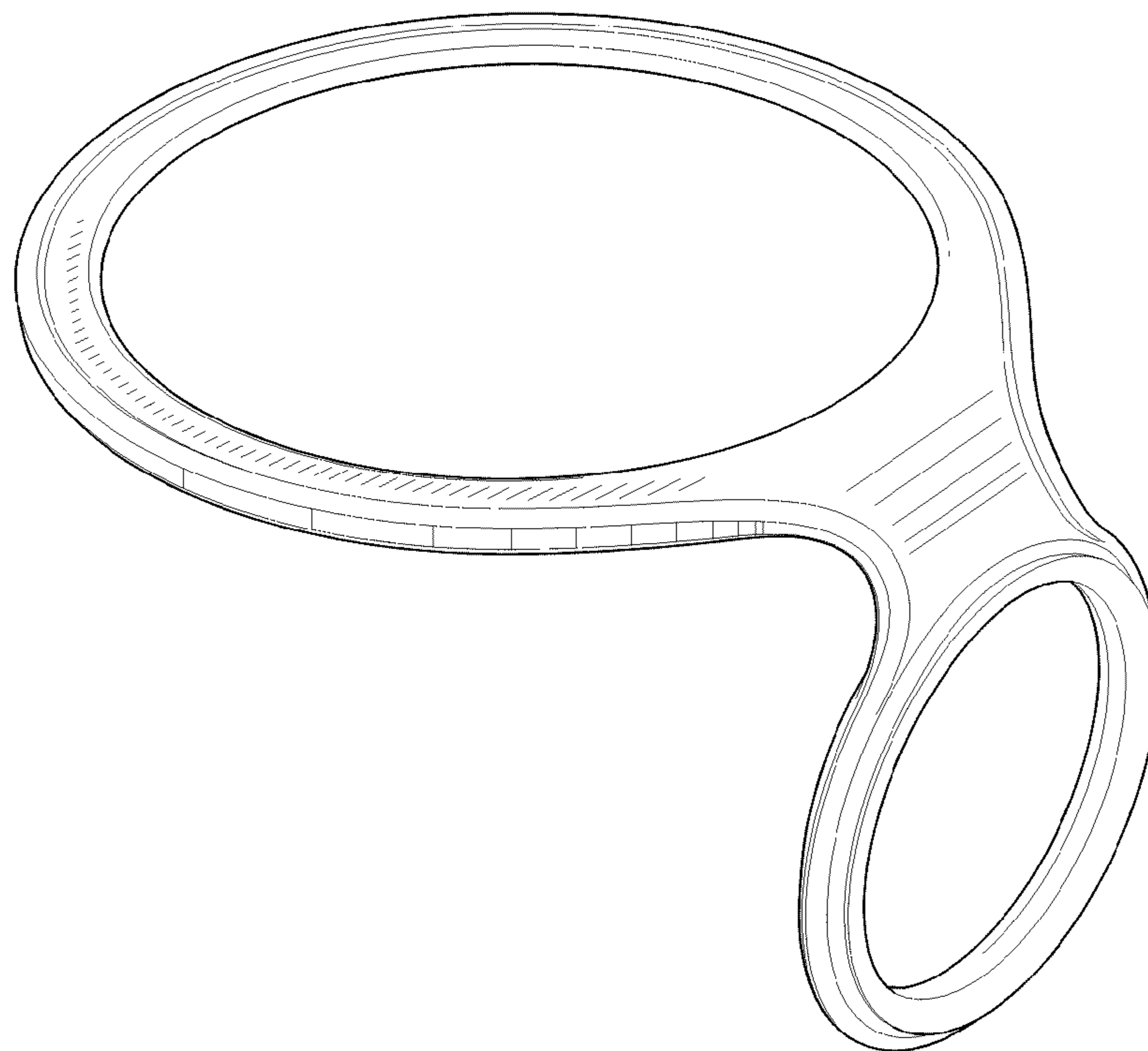


FIG. 2

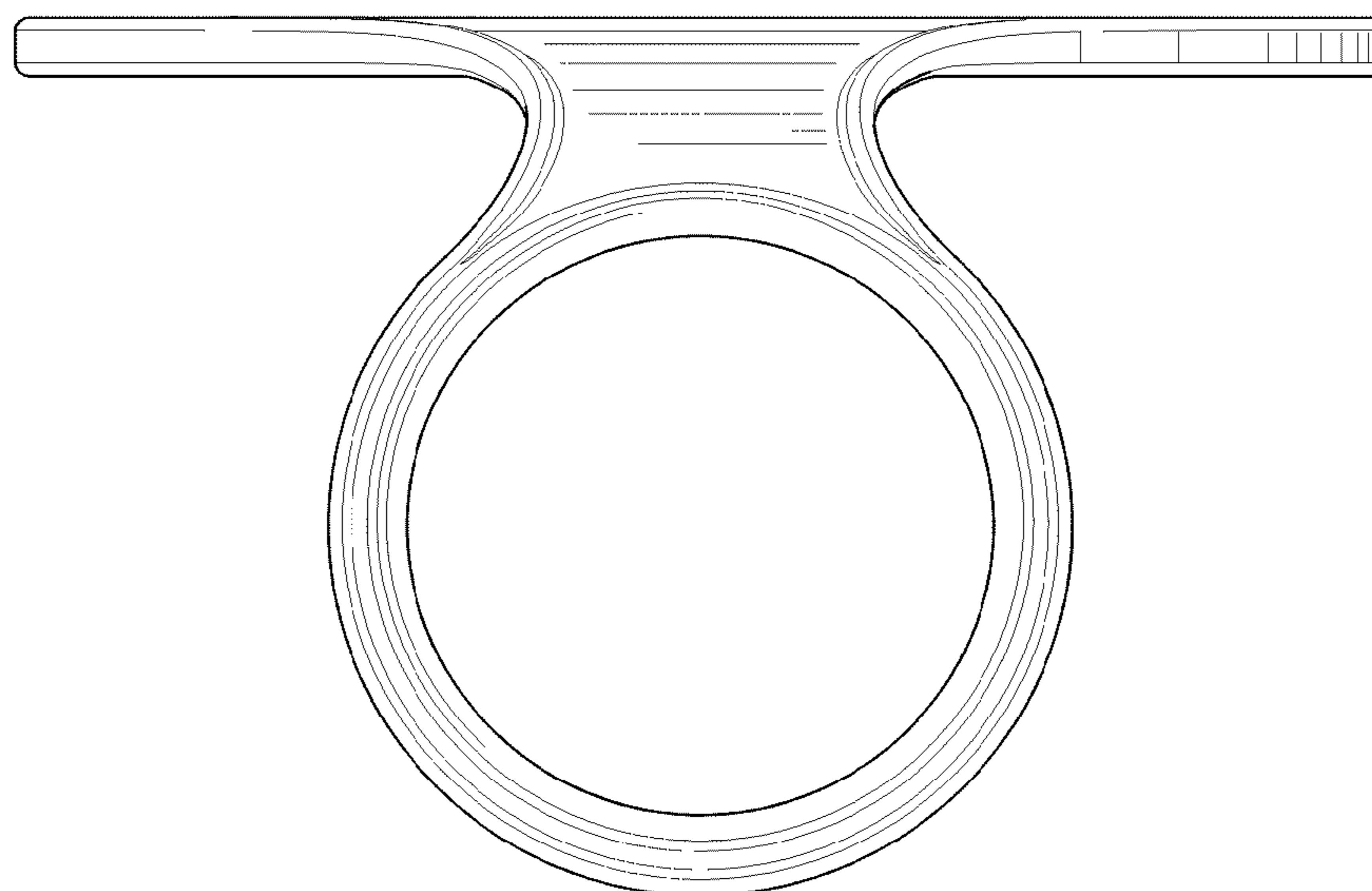


FIG. 3


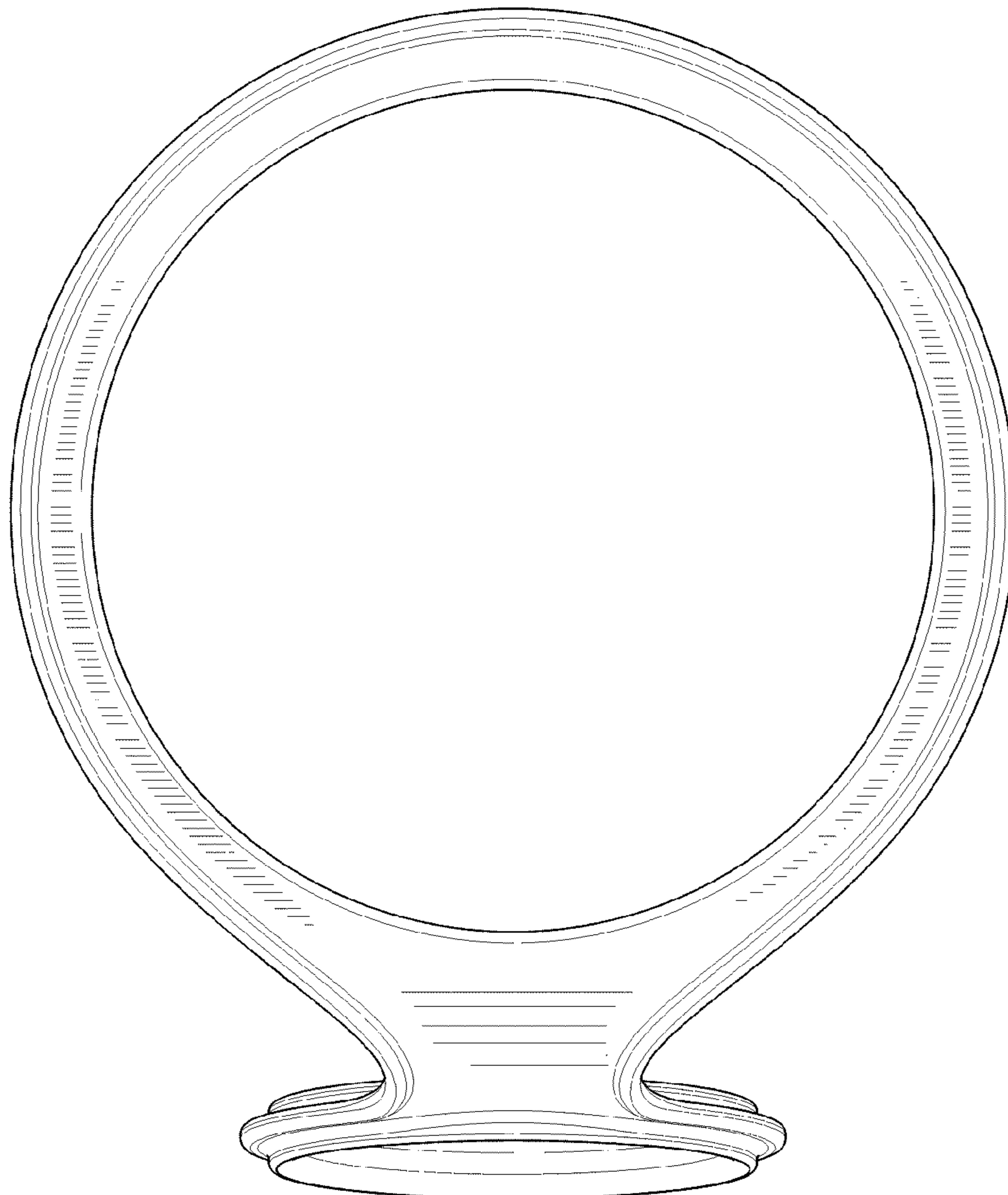


FIG. 4



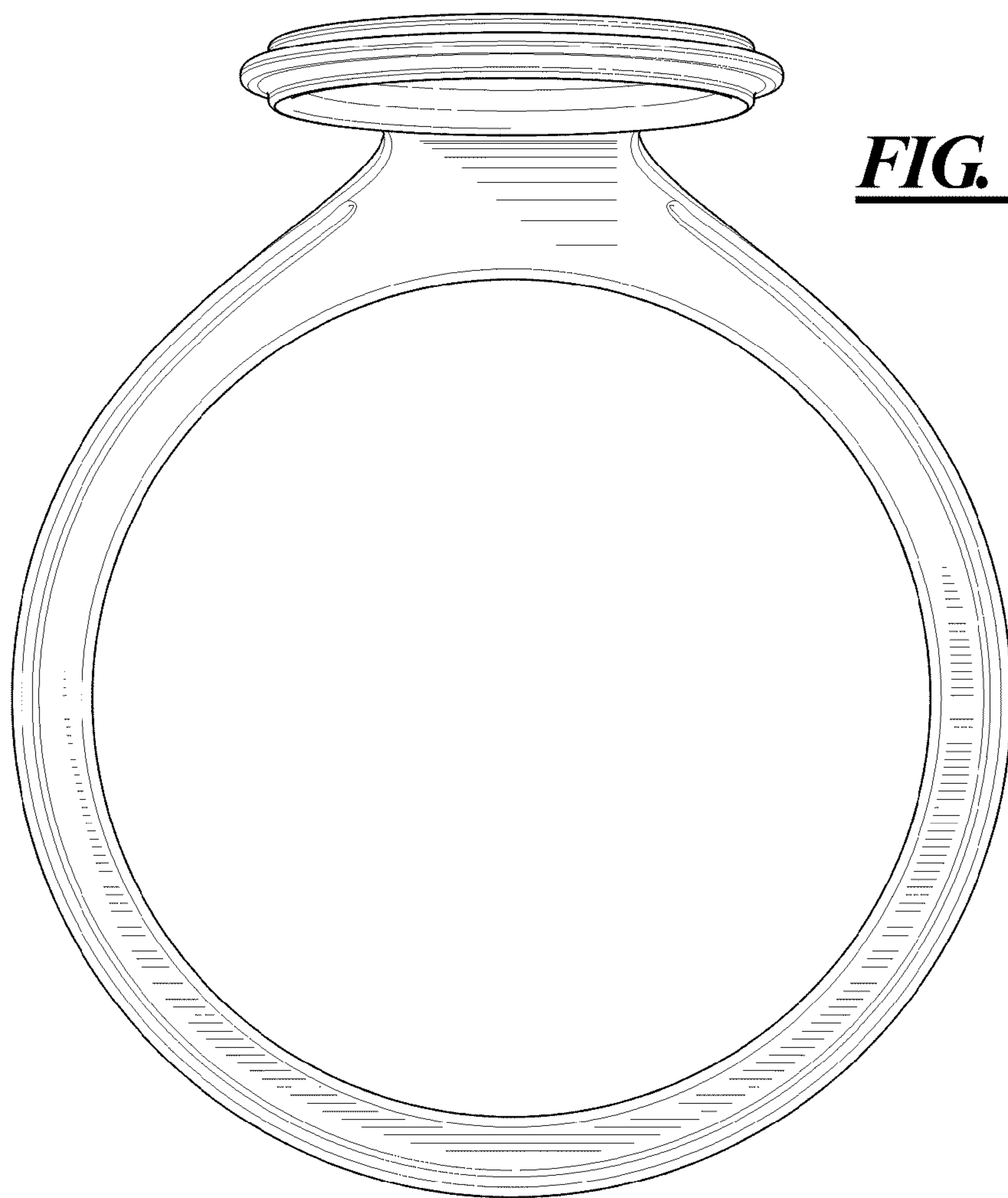


FIG. 5

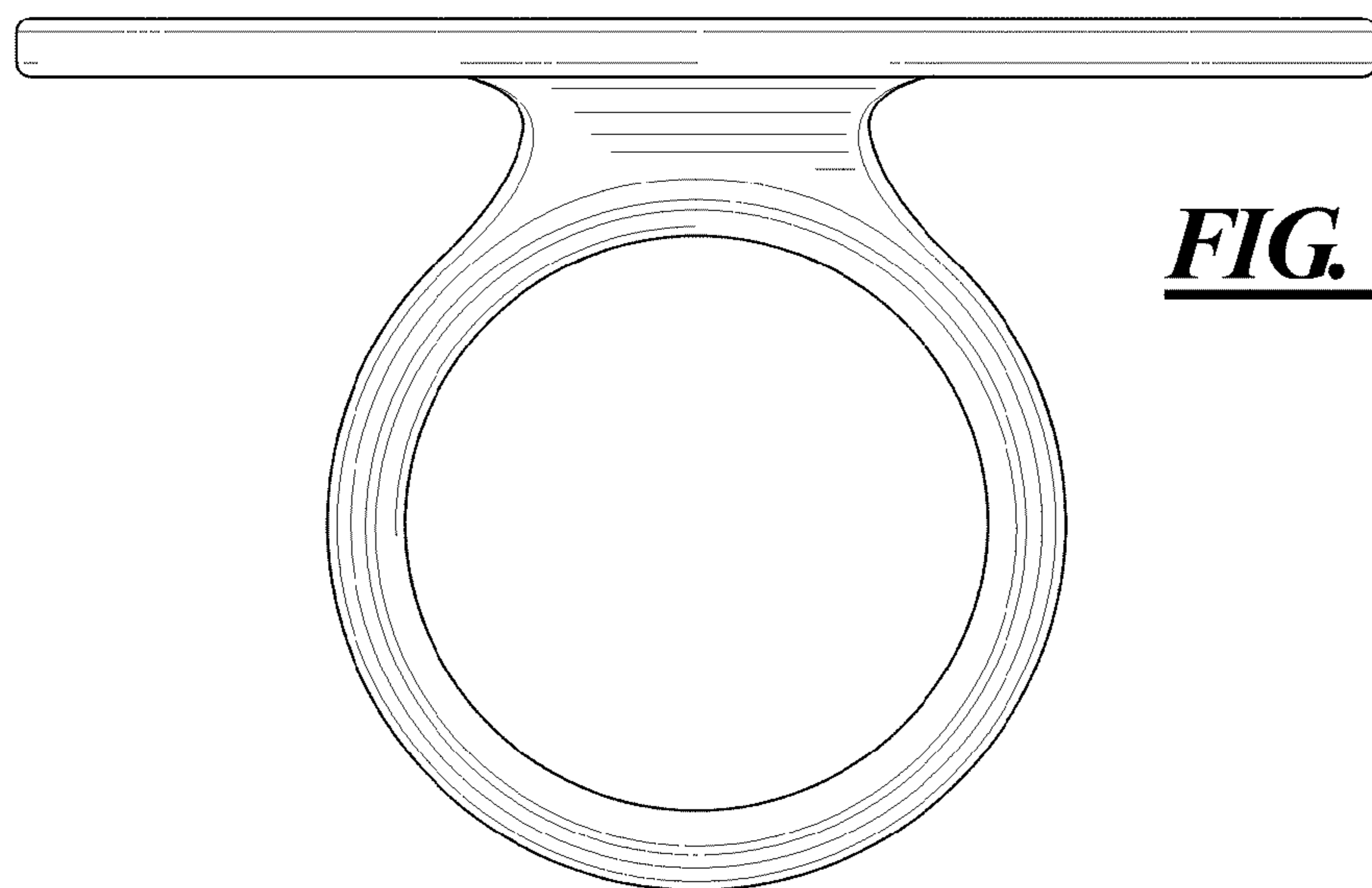


FIG. 6

FIG. 7

