



US00D626403S

(12) **United States Design Patent**
Portz

(10) **Patent No.:** **US D626,403 S**
(45) **Date of Patent:** **** Nov. 2, 2010**

(54) **SET OF HOOKS**

(76) Inventor: **Thomas J. Portz**, 1801 Jennifer La.,
Waukesha, WI (US) 53186

(**) Term: **14 Years**

(21) Appl. No.: **29/368,223**

(22) Filed: **Aug. 20, 2010**

(51) **LOC (9) Cl.** **08-05**

(52) **U.S. Cl.** **D8/367**

(58) **Field of Classification Search** D8/356,
D8/354, 349, 359, 358, 367, 372, 373, 370;
174/135; 248/89, 75, 215, 339, 489; 385/135,
385/134, 60, 62; 52/220.1, 74.1; D13/156;
D19/34; 16/87.2, 87.8; D6/313, 500, 323;
D20/43; D22/144

See application file for complete search history.

(56) **References Cited**

U.S. PATENT DOCUMENTS

224,003 A	2/1880	Drew	
305,860 A	9/1884	Taylor	
338,677 A	3/1886	Rubenstein	
350,807 A	10/1886	Clark	
424,239 A	3/1890	Williams et al.	
505,209 A	9/1893	White	
750,634 A	1/1904	Gable	
817,755 A	4/1906	Doyle	
908,320 A	12/1908	Page	
978,734 A	12/1910	Gordon	
1,113,001 A	10/1914	Goar	
1,714,087 A	5/1929	Goldhardt	
1,714,422 A *	5/1929	Hanson	248/205.9
1,912,950 A	6/1933	Moungelis	
D93,637 S	10/1934	Schirmacher	
D99,440 S	4/1936	Levy	
2,171,682 A	9/1939	Byrnes	
D126,709 S	4/1941	Warren	
2,299,962 A	10/1942	Byrkit	
D143,825 S *	2/1946	Kimsey	D6/323
2,583,563 A	1/1952	Habel	
2,865,049 A *	12/1958	Duerksen	425/19

3,352,429 A	11/1967	Magnuson	
D239,365 S *	3/1976	Havark	D8/372
D272,518 S *	2/1984	Smith	D8/382
D296,759 S	7/1988	Greenhut et al.	
D307,539 S	5/1990	Goodman et al.	
D322,361 S	12/1991	Goodman et al.	
D328,417 S *	8/1992	Korpjakkko	D8/372
D343,066 S	1/1994	Hsu	
D397,256 S *	8/1998	Moore et al.	D6/323
5,984,250 A	11/1999	Connor	
D425,317 S	5/2000	Snell	
D427,505 S *	7/2000	Laga et al.	D8/367

(Continued)

Primary Examiner—Cynthia Underwood

(74) *Attorney, Agent, or Firm*—Moore & Hansen, PLLP

(57) **CLAIM**

I claim the ornamental design for a set of hooks, as shown and described.

DESCRIPTION

FIG. 1 is a perspective view of a set of hooks of the present invention with the broken lines showing a mounting apparatus being for illustrative purposes only and forming no part of the claimed design;

FIG. 2 is a right side view of the set of hooks of FIG. 1, the left side view being a mirror image of the right side view shown;


FIG. 3 is a front view of the set of hooks of FIG. 1;

FIG. 4 is a rear view of the set of hooks of FIG. 1;

FIG. 5 is a top view of the set of hooks of FIG. 1; and,

FIG. 6 is a bottom view of the set of hooks of FIG. 1.

1 Claim, 4 Drawing Sheets



US D626,403 S

Page 2

U.S. PATENT DOCUMENTS							
6,152,419	A	11/2000	Bender	D557,120	S	12/2007	Snell
D436,453	S	1/2001	Gastelum et al.	D557,576	S	12/2007	Crombie
D439,141	S	* 3/2001	Ho	D564,243	S	3/2008	Zhang
		 D8/367	D564,865	S	3/2008	Johnson
6,338,463	B1	1/2002	Babitz et al.	D565,939	S	4/2008	Newbould et al.
D456,695	S	5/2002	Goodman et al.	D567,517	S	4/2008	Massaud
D473,453	S	4/2003	Goodman et al.	D568,621	S	5/2008	Krumpe et al.
D491,791	S	6/2004	Snell	D573,357	S	7/2008	Bickler et al.
D491,792	S	6/2004	Snell	D573,449	S	7/2008	Goodman et al.
D496,257	S	9/2004	Fields	D574,224	S	8/2008	Zhang
D507,034	S	7/2005	Robertson	D578,779	S	* 10/2008	Lee et al. D6/323
D540,659	S	4/2007	Schmidt	D581,257	S	11/2008	Portz
7,201,355	B1	4/2007	Zien et al.	D581,258	S	11/2008	Portz
D544,067	S	6/2007	Wichem	D581,259	S	11/2008	Portz
D544,220	S	6/2007	McConnell	D597,401	S	8/2009	Portz
D551,481	S	9/2007	Loveless	D597,826	S	8/2009	Portz
D551,951	S	* 10/2007	Palmer	D599,645	S	9/2009	Portz
		 D8/373	2010/0006728	A1	1/2010	Portz
D555,754	S	11/2007	Wichem				
D556,292	S	11/2007	Shelton				

* cited by examiner

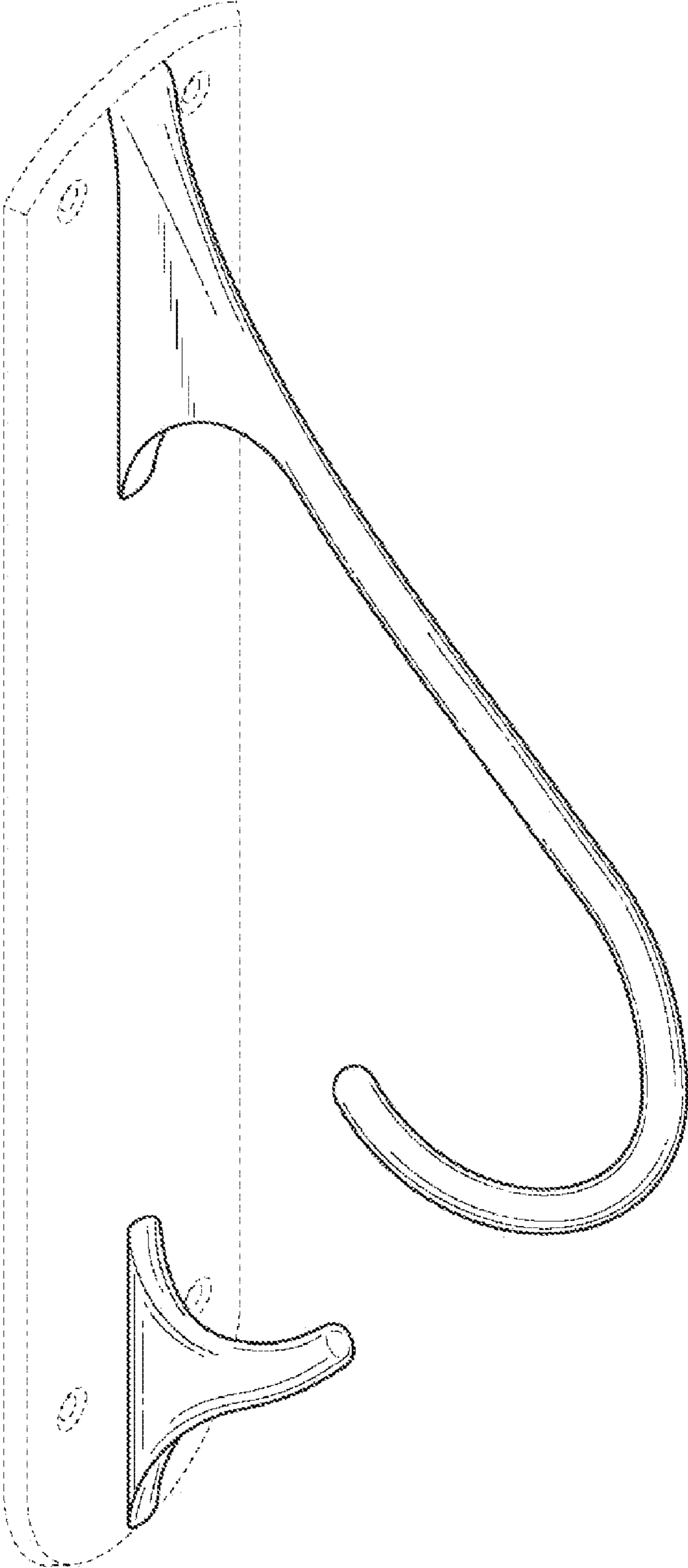


Fig. 1

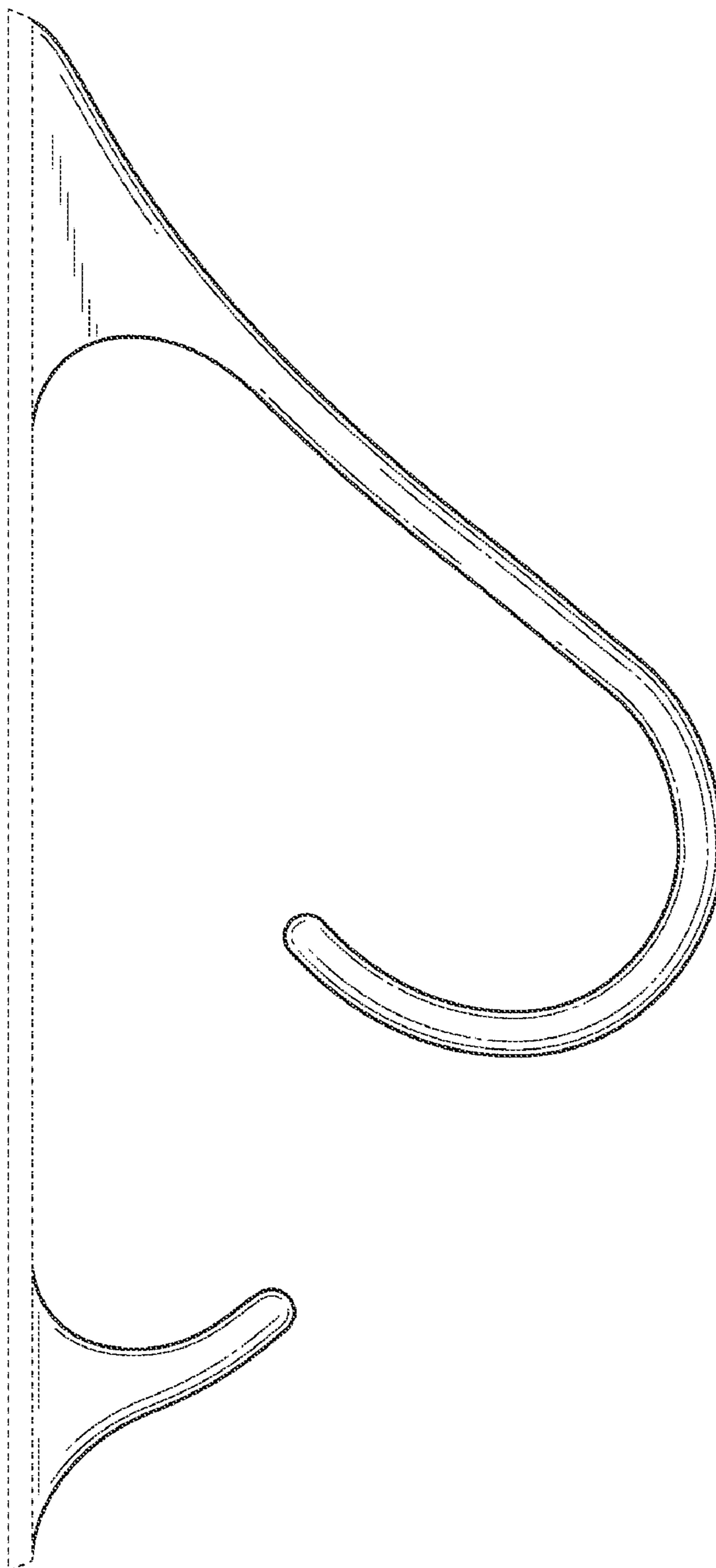


Fig. 2

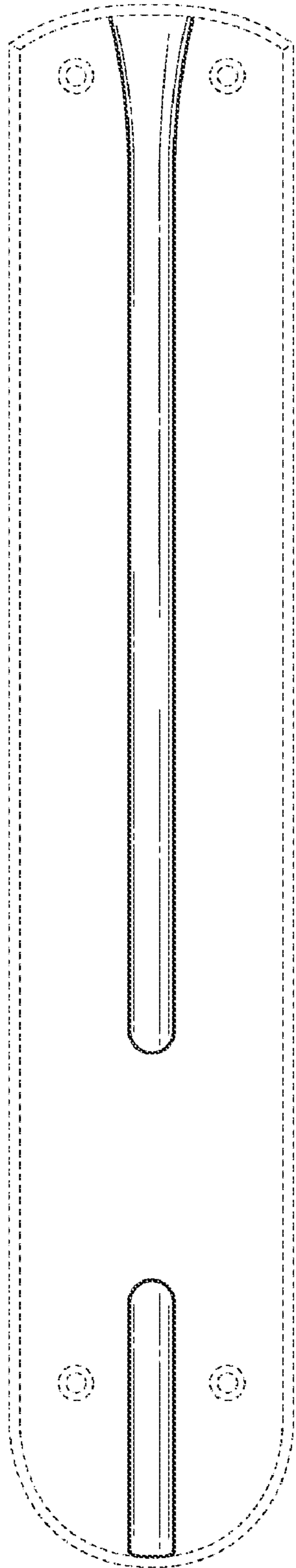


Fig. 3




Fig. 4

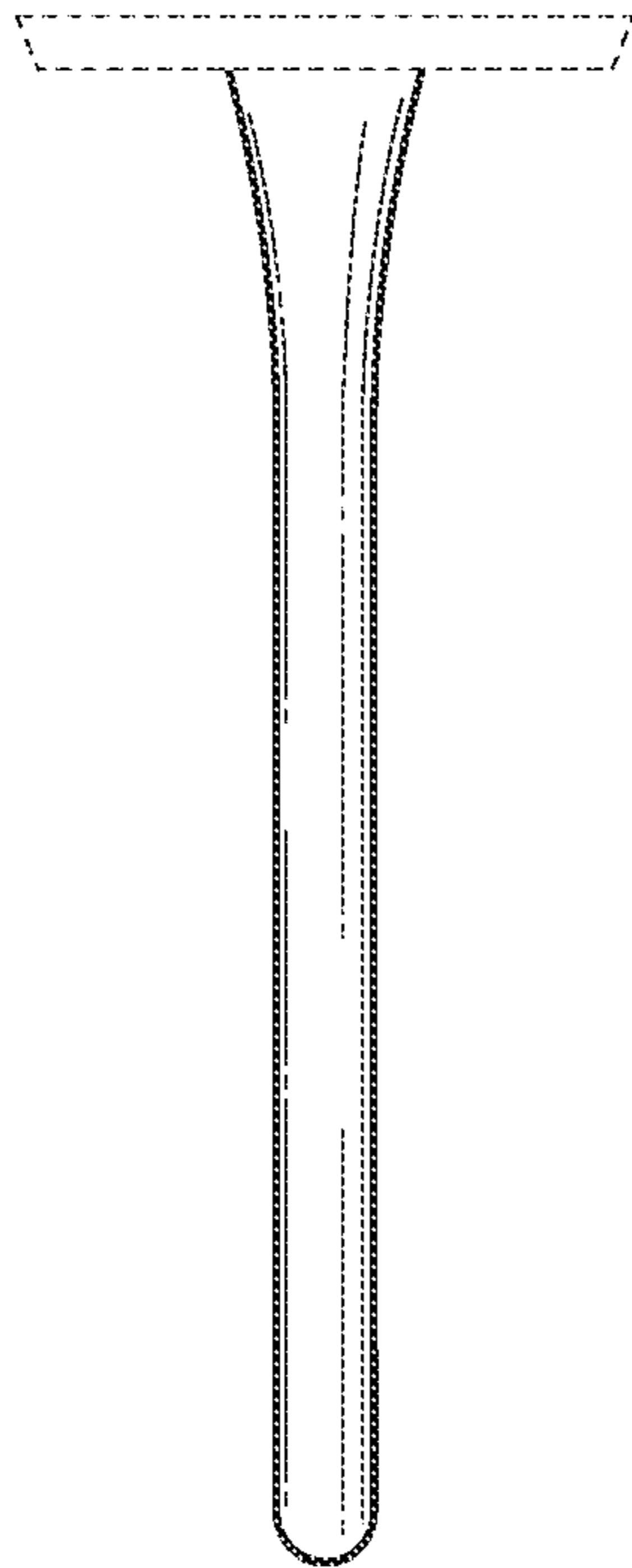


Fig. 5

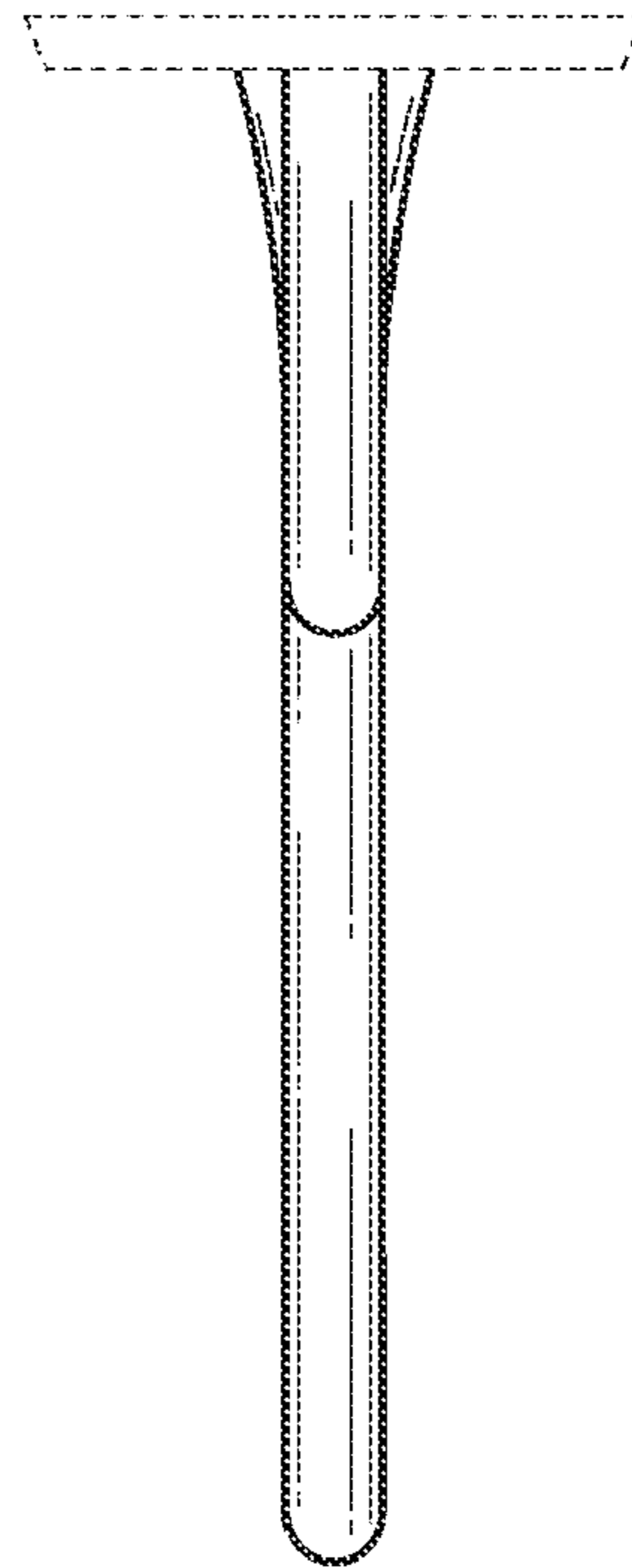


Fig. 6