

US00D626392S

(12) **United States Design Patent**
Amodeo

(10) **Patent No.:** **US D626,392 S**

(45) **Date of Patent:** **** Nov. 2, 2010**

(54) **PAINT OVERSPRAY GUARD**

D583,204 S * 12/2008 Creswell D8/14
D592,123 S * 5/2009 Cady D12/312

(76) Inventor: **Albert R. Amodeo**, 614 Nelson Rd.,
Scotts Valley, CA (US) 95066

* cited by examiner

(**) Term: **14 Years**

Primary Examiner—Garth Rademaker

(74) *Attorney, Agent, or Firm*—QuickPatents, Inc.; Kevin Prince

(21) Appl. No.: **29/354,257**

(22) Filed: **Jan. 21, 2010**

(57) **CLAIM**

(51) **LOC (9) Cl.** **08-05**

What is claimed is the ornamental design for a paint overspray guard, as shown and described.

(52) **U.S. Cl.** **D8/19**

(58) **Field of Classification Search** D8/14,
D8/16, 19, 350; 16/DIG. 2; 118/504, 505
See application file for complete search history.

DESCRIPTION

(56) **References Cited**

U.S. PATENT DOCUMENTS

D194,127 S *	11/1962	Benfer	D8/19
D257,758 S *	1/1981	Limacher	D8/14
D275,540 S *	9/1984	Barkow	D8/14
D279,860 S *	7/1985	Schwalbe	D8/14
4,697,544 A *	10/1987	Stevens et al.	118/504
D297,396 S *	8/1988	Schwalbe	D8/14
D362,602 S *	9/1995	Kusler	D8/14
D416,771 S *	11/1999	Cagle	D8/14
D428,902 S *	8/2000	Smoluch	D8/16
D519,340 S *	4/2006	Wimmer et al.	D8/19
D536,237 S *	2/2007	Smith	D8/353

FIG. 1 is a perspective view of a paint overspray guard, showing the new design;

FIG. 2 is a front elevational view thereof;

FIG. 3 is a top plan view thereof, the bottom plan view being a mirror image thereof;

FIG. 4 is a rear elevational view thereof;

FIG. 5 is a right-side elevational view thereof; and,

FIG. 6 is a left-side elevational view thereof.

The broken lines showing text and images applied to the surface of the design in FIGS. 1 and 2 are environmental and form no part of the claimed design.

1 Claim, 2 Drawing Sheets

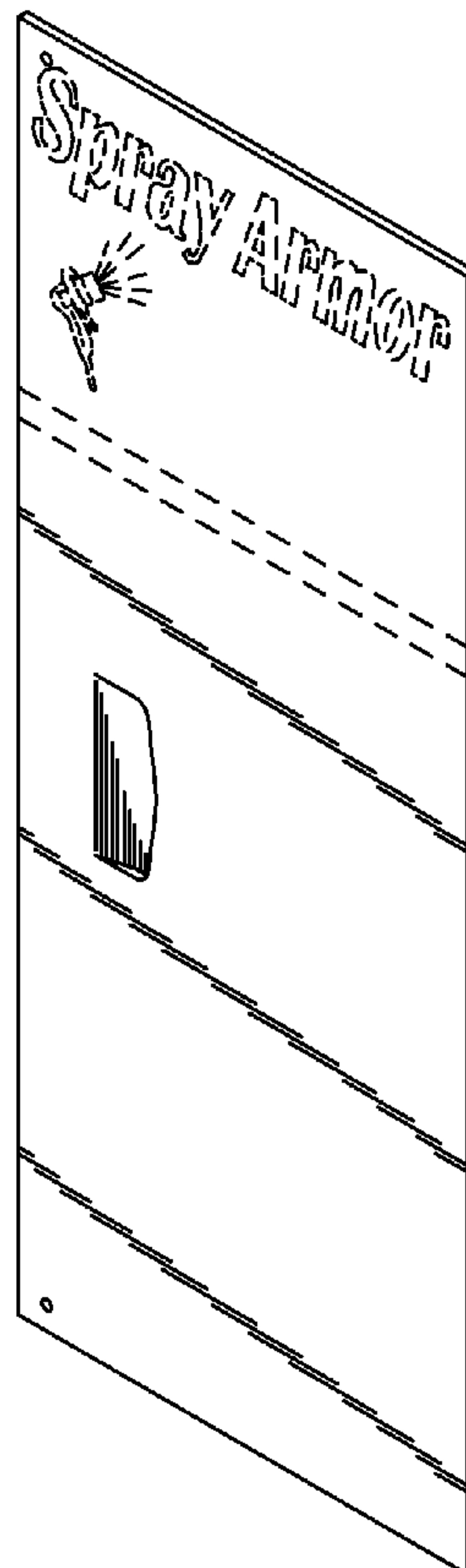


FIG. 1

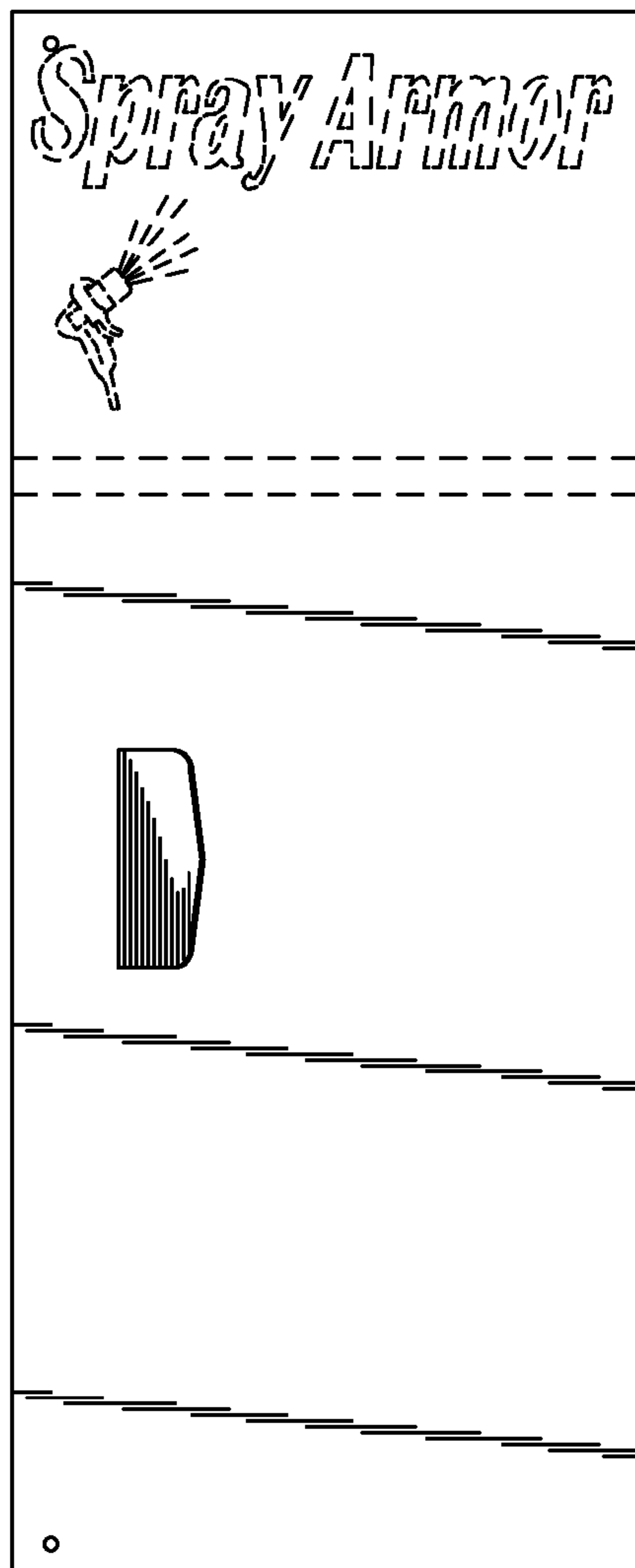
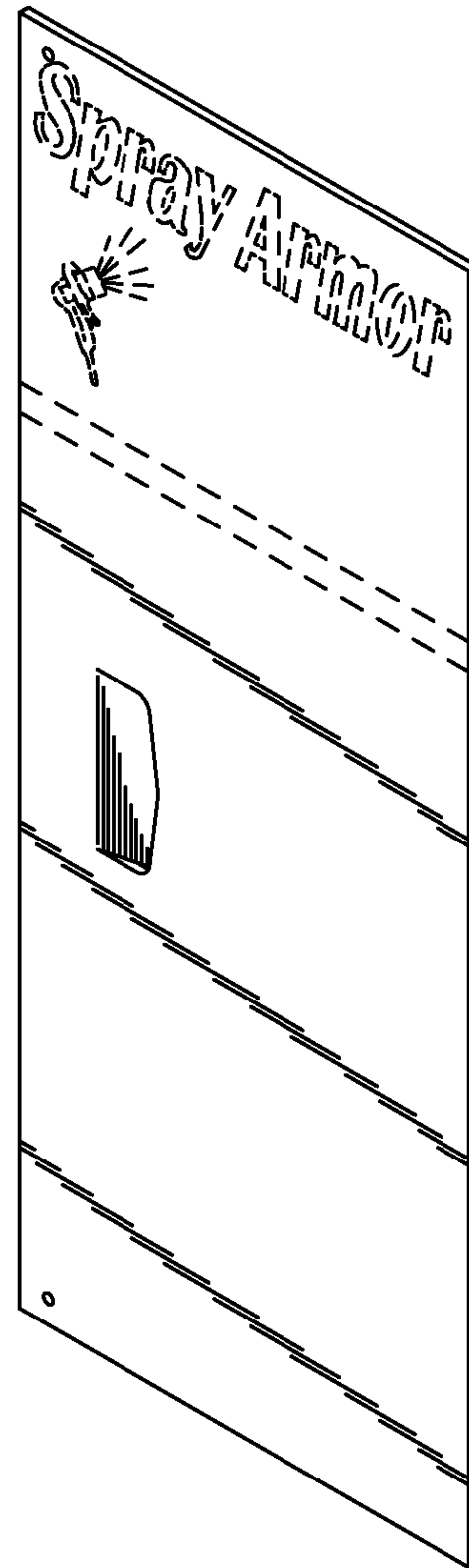


FIG. 2




FIG. 3

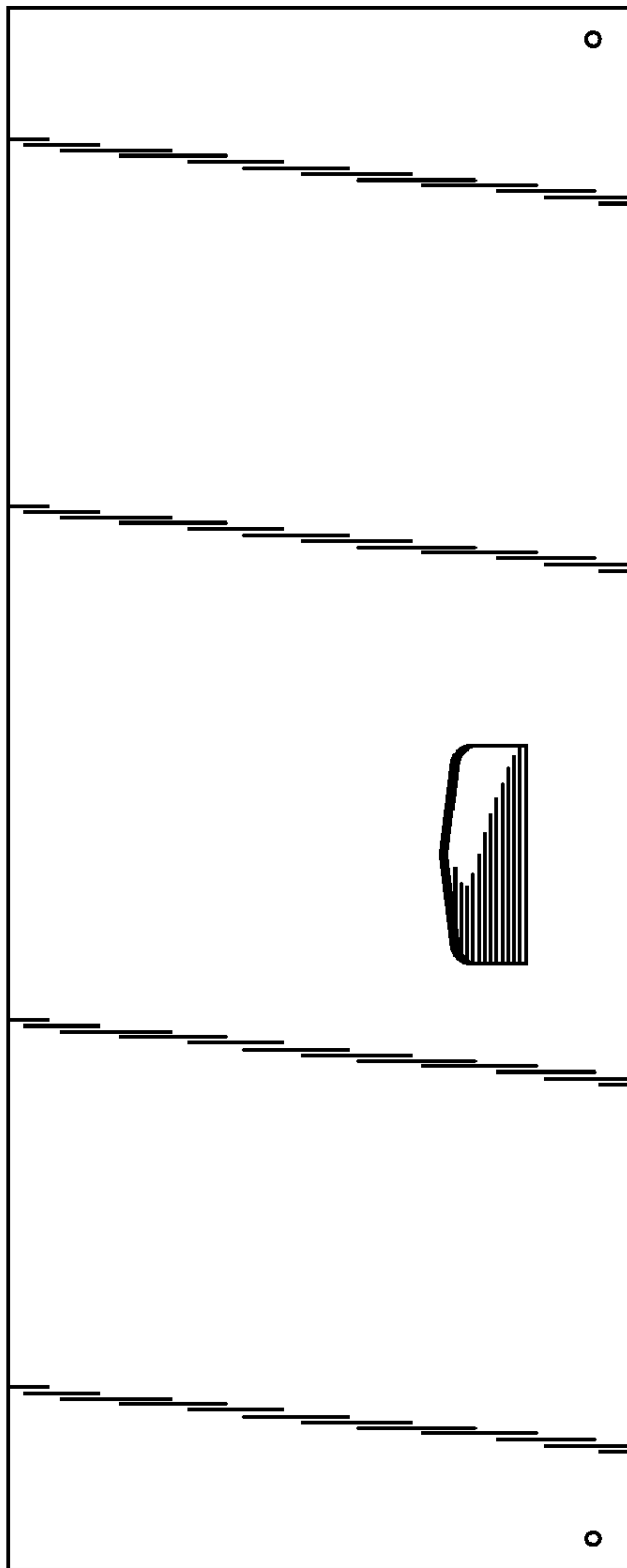


FIG. 4



FIG. 5



FIG. 6