



US00D626391S

(12) **United States Design Patent**
Vigil

(10) **Patent No.:** **US D626,391 S**

(45) **Date of Patent:** **** Nov. 2, 2010**

(54) **LOCK-OUT TOOL**

(76) Inventor: **Aurelio A. Vigil**, 2200 SW. 27th Way,
Miami, FL (US) 33133

(**) Term: **14 Years**

(21) Appl. No.: **29/341,019**

(22) Filed: **Jul. 29, 2009**

(51) **LOC (9) Cl.** **08-05**

(52) **U.S. Cl.** **D8/14**

(58) **Field of Classification Search** D8/14,
D8/88-89; D21/679; 81/15.9, 488; 254/30,
254/31; 70/465

See application file for complete search history.

(56) **References Cited**

U.S. PATENT DOCUMENTS

647,563	A *	4/1900	Gasser	119/803
1,798,221	A *	3/1931	Porwoll	294/100
1,893,099	A *	1/1933	Nelson	231/2.1
2,027,009	A *	1/1936	Wyscaver	81/15.9
2,732,739	A *	1/1956	Liss	81/15.9
3,052,226	A *	9/1962	Woll	473/471
3,438,290	A *	4/1969	Konopacki	81/15.9
D216,946	S *	3/1970	Khan	D8/14
D220,241	S *	3/1971	Steck	D8/16
4,706,525	A *	11/1987	Fenner	81/15.9
4,882,954	A *	11/1989	Selby	81/15.9
D309,933	S *	8/1990	Brown, Jr.	D21/679
D387,254	S *	12/1997	Klamm	D8/14

D390,439	S *	2/1998	Staiger	D8/88
D406,022	S *	2/1999	Wu	D8/14
6,360,637	B1 *	3/2002	Weinraub	81/488
6,591,473	B1 *	7/2003	Child	29/426.1
D512,285	S *	12/2005	Schwartz	D8/14
7,281,450	B1 *	10/2007	Weinraub	81/15.9
D583,638	S *	12/2008	Lautenbacher	D8/14
D600,082	S *	9/2009	Braver	D8/14
2009/0000427	A1 *	1/2009	Lacina	81/15.9

* cited by examiner

Primary Examiner—Adir Aronovich

Assistant Examiner—Roselyne Cody

(74) *Attorney, Agent, or Firm*—James A. Italia; Italia IP

(57) **CLAIM**

The ornamental design for a lock-out tool, as shown and described.

DESCRIPTION

FIG. 1 is a perspective view of a lock-out tool, showing my new design;

FIG. 2 is a front elevational view of the invention;

FIG. 3 is a rear elevational view of the invention;


FIG. 4 is a left-side elevational view of the invention;

FIG. 5 is a right-side elevational view of the invention;

FIG. 6 is a top plan view of the invention; and,

FIG. 7 is a bottom plan view of the invention.

1 Claim, 2 Drawing Sheets



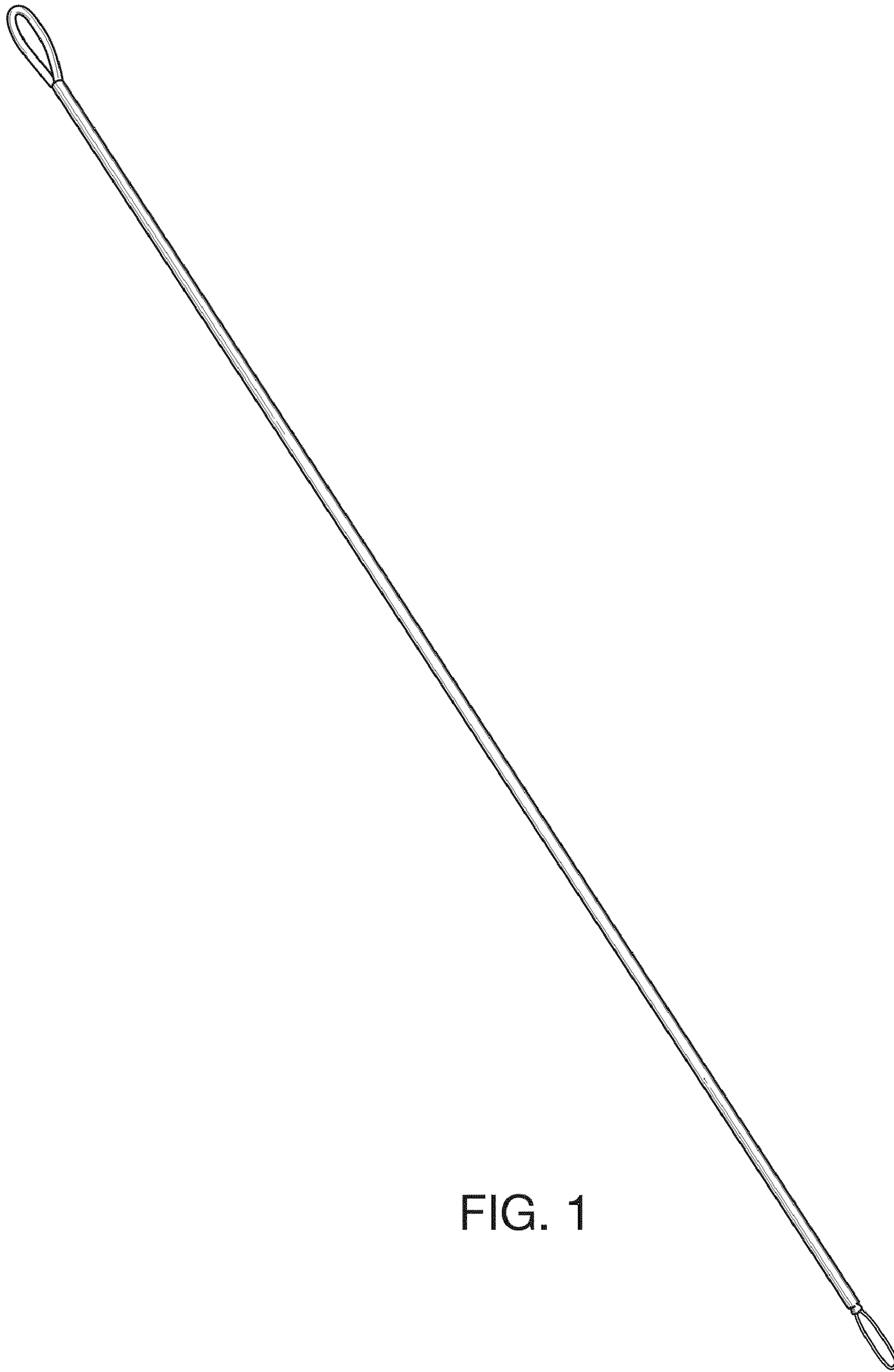


FIG. 1

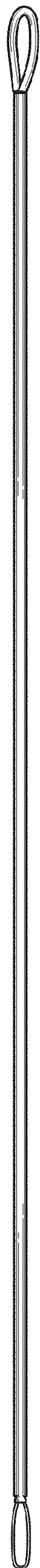


FIG. 2

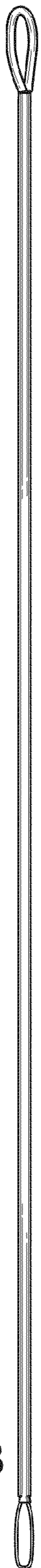


FIG. 3

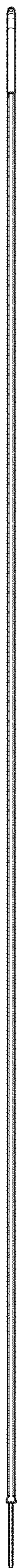


FIG. 4




FIG. 5



FIG. 6



FIG. 7