



US00D626390S

(12) **United States Design Patent**
Randolph et al.

(10) **Patent No.:** **US D626,390 S**

(45) **Date of Patent:** **** Nov. 2, 2010**

(54) **SHOVEL HEAD**

(75) Inventors: **David Randolph**, State College, PA (US); **James M. Wagner**, Lewistown, PA (US); **Cloyd R. Shawver**, Lewistown, PA (US); **Martin R. Ehrenzeller, Jr.**, Mifflintown, PA (US); **David L. Gallaway**, Mount Union, PA (US)

(73) Assignee: **Ames True Temper, Inc.**, Camp Hill, PA (US)

(**) Term: **14 Years**

(21) Appl. No.: **29/356,001**

(22) Filed: **Feb. 18, 2010**

(51) **LOC (9) Cl.** **08-01**

(52) **U.S. Cl.** **D8/10**

(58) **Field of Classification Search** D8/10,
D8/7; 294/49, 53.5, 54.5, 51, 58, 56, 57,
294/55.5; 56/400.01

See application file for complete search history.

(56) **References Cited**

U.S. PATENT DOCUMENTS

D534,045 S * 12/2006 Fortier D8/10
D570,653 S * 6/2008 Baker D8/10
D596,470 S * 7/2009 Greenly D8/10

D601,867 S * 10/2009 Carroll D8/10
D602,751 S * 10/2009 Boies et al. D8/10
D604,128 S * 11/2009 Carroll D8/10
D606,817 S * 12/2009 Boies D8/10
D617,615 S * 6/2010 Randolph et al. D8/10

* cited by examiner

Primary Examiner—Holly H Baynham

Assistant Examiner—Sheryl Lane

(74) *Attorney, Agent, or Firm*—Eckert Seamans Cherin & Mellott, LLC; David C. Jenkins, Esquire

(57) **CLAIM**

The ornamental design for a shovel head, as shown and described.

DESCRIPTION

FIG. 1 is an isometric view of the shovel head;

FIG. 2 is a front view of the shovel head;

FIG. 3 is a back view of the shovel head;

FIG. 4 is a top view of the shovel head;

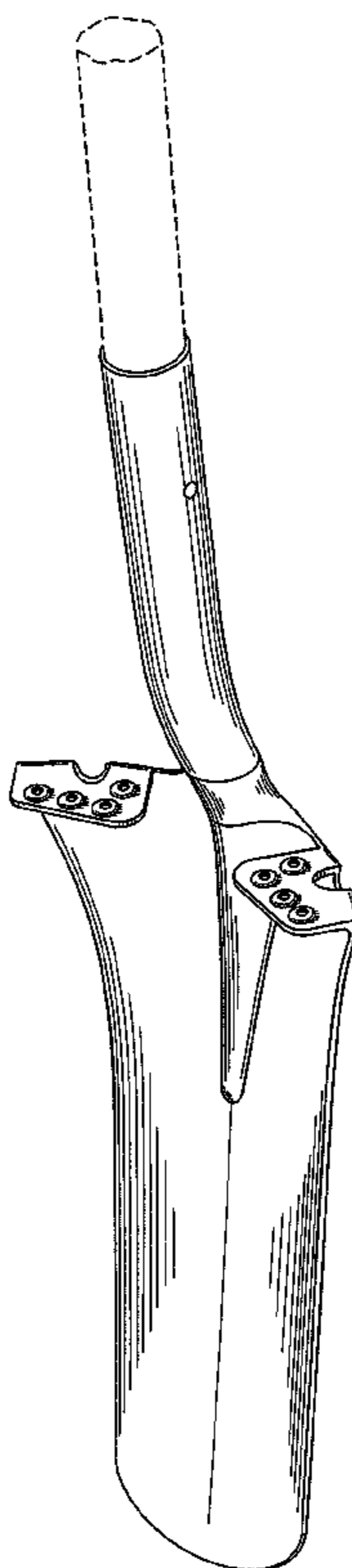
FIG. 5 is a bottom view of the shovel head;

FIG. 6 is a right side view of the shovel head; and,

FIG. 7 is a left side view of the shovel head.

The broken line showing of the shovel is included for the purpose of showing portions of the article and forms no part of the claimed design.

1 Claim, 5 Drawing Sheets



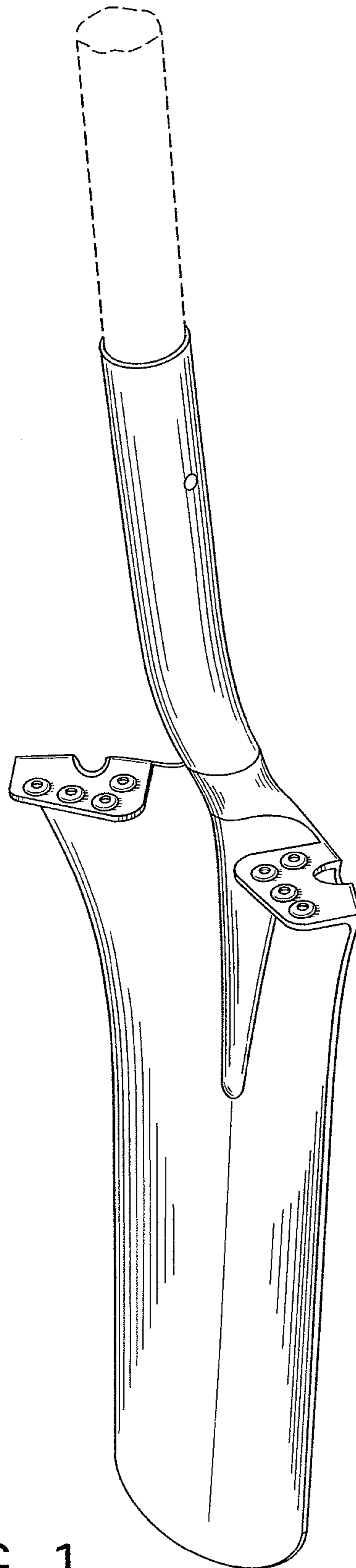


FIG. 1

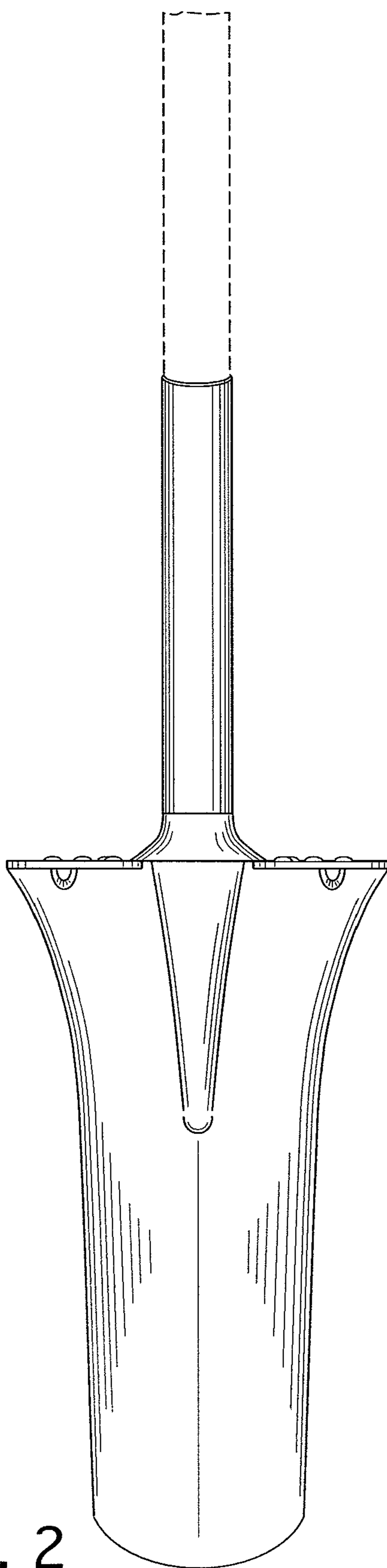


FIG. 2

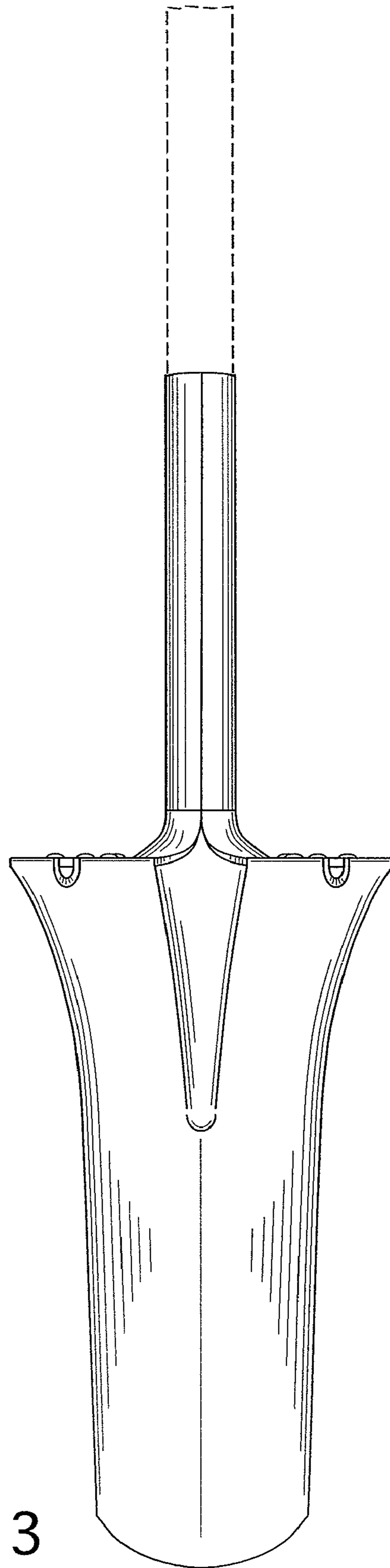


FIG. 3

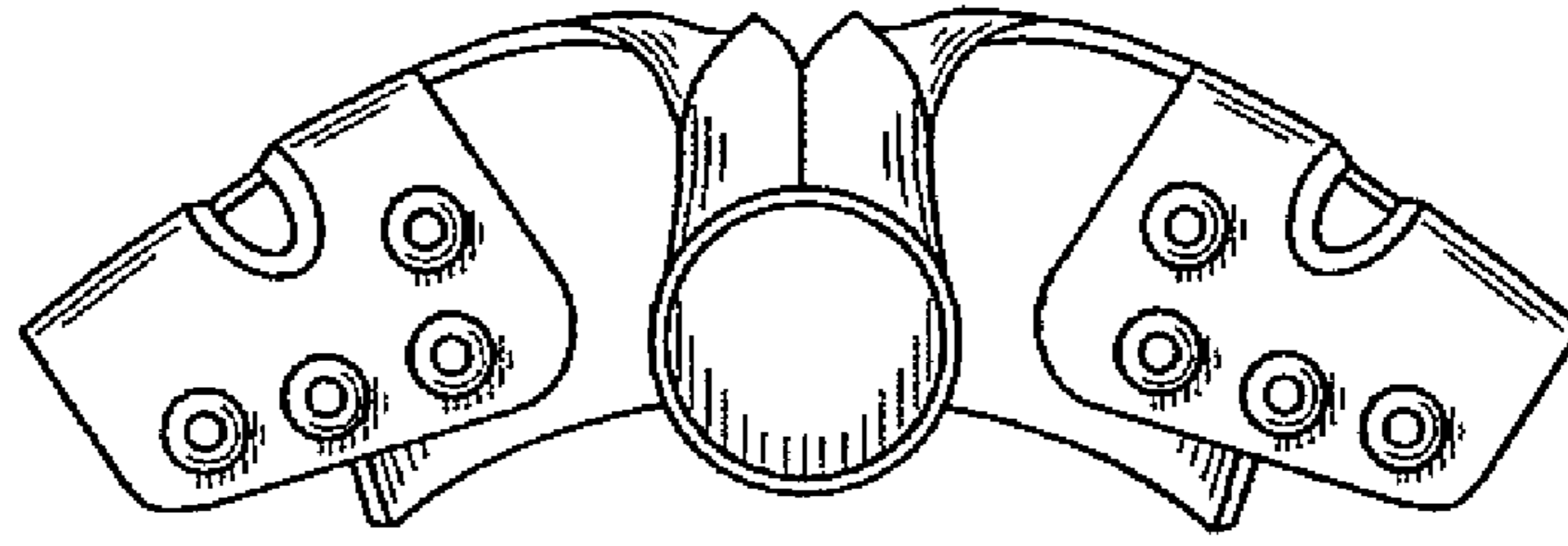


FIG. 4

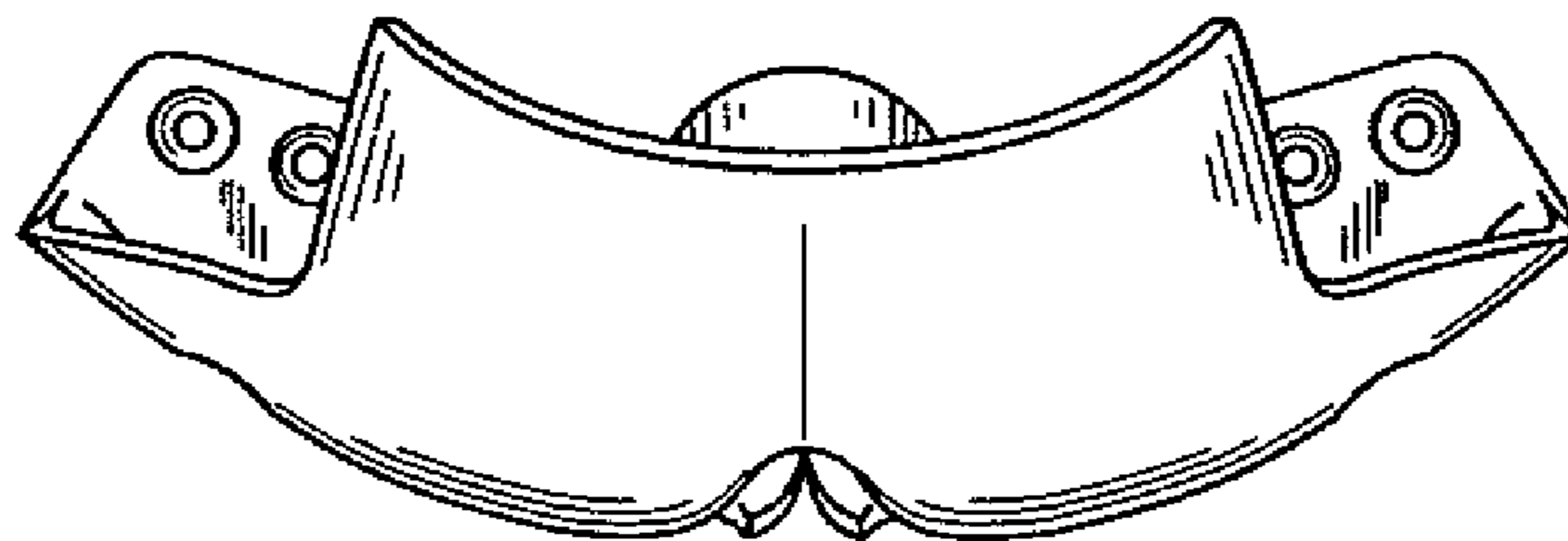


FIG. 5

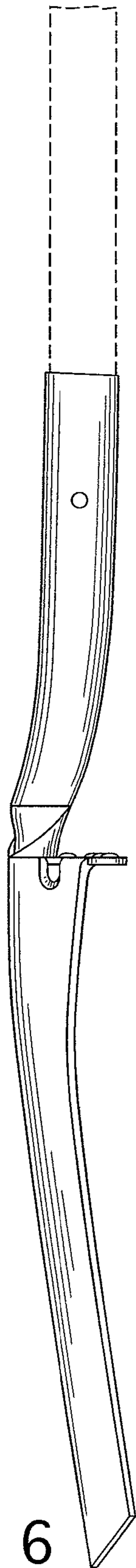


FIG. 6



FIG. 7