



US00D626385S

(12) **United States Design Patent**
Mixdorf

(10) **Patent No.:** **US D626,385 S**

(45) **Date of Patent:** **** Nov. 2, 2010**

(54) **NUT CRACKER**

(76) **Inventor:** **Robert Mixdorf**, 130 S. Redwood Rd.,
Bldg. B, North Salt Lake, UT (US)
84054

(**) **Term:** **14 Years**

(21) **Appl. No.:** **29/334,584**

(22) **Filed:** **Mar. 29, 2009**

(51) **LOC (9) Cl.** **07-06**

(52) **U.S. Cl.** **D7/680**

(58) **Field of Classification Search** D7/680,
D7/508, 679; 30/120.1–120.5; 99/568–582
See application file for complete search history.

(56) **References Cited**

U.S. PATENT DOCUMENTS

2,656,866	A	*	10/1953	Rumsey	99/578
D170,891	S	*	11/1953	Rumsey	D7/680
2,783,802	A	*	3/1957	Fontaine	99/580
D222,980	S	*	2/1972	Pike	D7/680
D267,301	S	*	12/1982	Hunt	D7/680
D382,167	S	*	8/1997	Husted	D7/679

D447,672	S	*	9/2001	Bodum	D7/680
D467,773	S	*	12/2002	Wright	D7/679
D545,149	S	*	6/2007	Marshall et al.	D7/679
D570,651	S	*	6/2008	Lin	D7/679
D581,750	S	*	12/2008	de Groote	D7/679

* cited by examiner

Primary Examiner—Charles A Rademaker

Assistant Examiner—Carissa C Fitts

(74) *Attorney, Agent, or Firm*—Jerod E. Tufte

(57) **CLAIM**

The ornamental design for a nut cracker, as shown and described.

DESCRIPTION

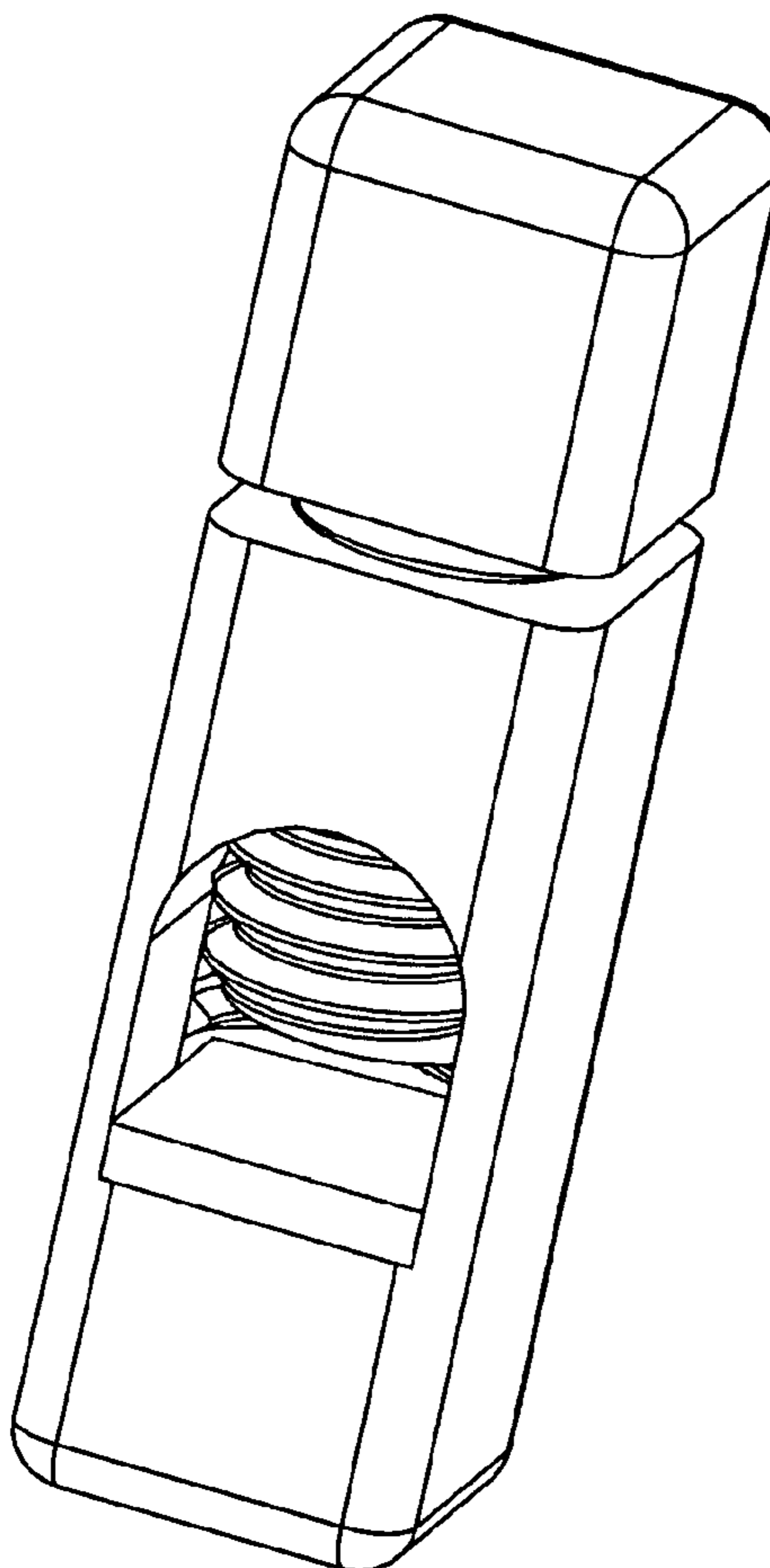
FIG. 1 is a perspective view of the nut cracker showing my new design;

FIG. 2 is a front view thereof;

FIG. 3 is a left side view thereof, the right side view and rear view being identical; and,

FIG. 4 is a bottom view thereof, the top view being identical.

1 Claim, 2 Drawing Sheets



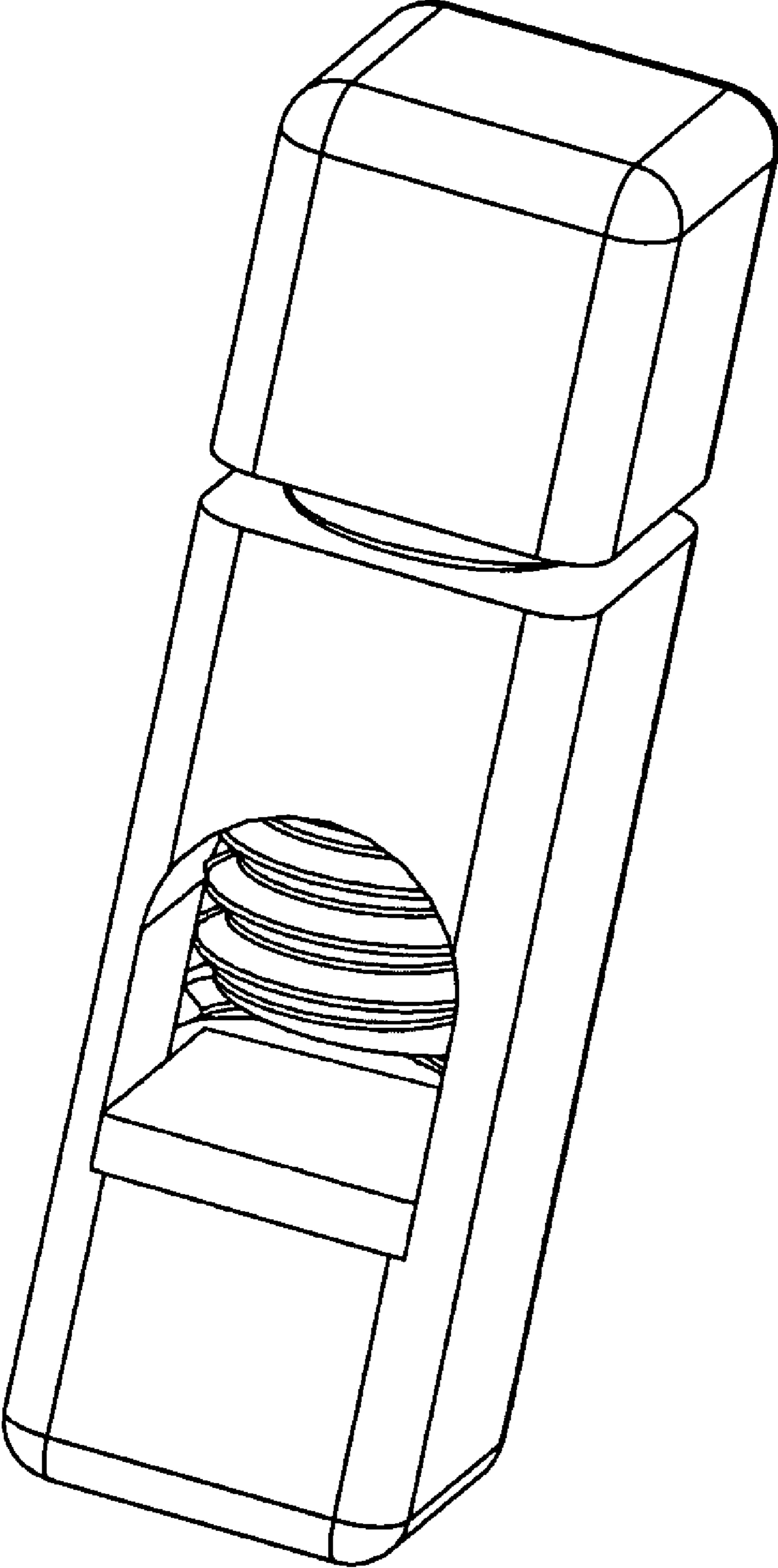


Fig. 1

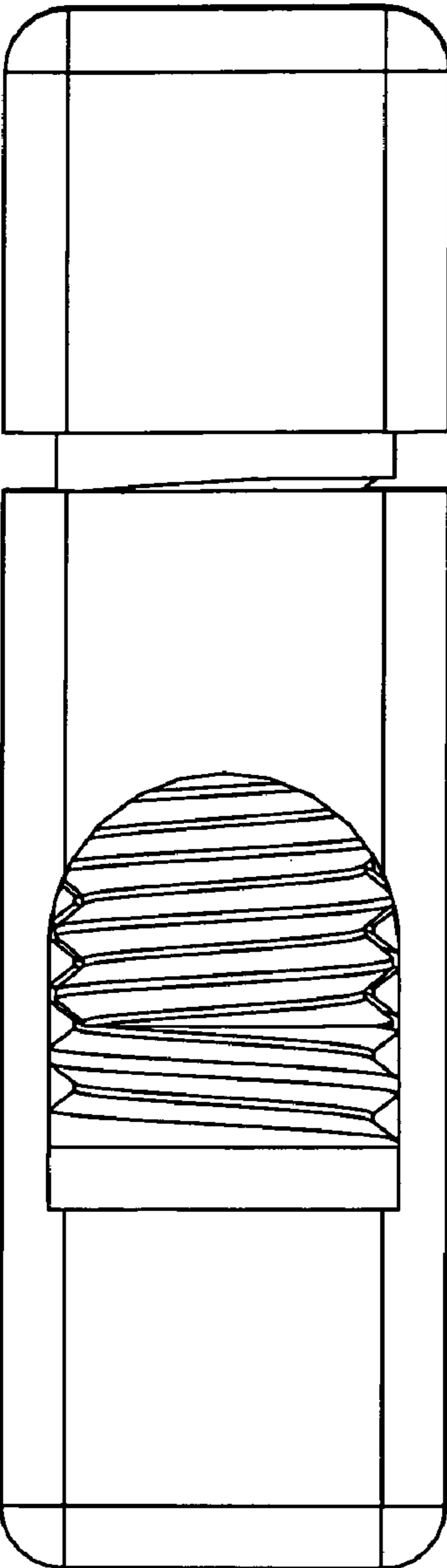


Fig. 2




Fig. 3

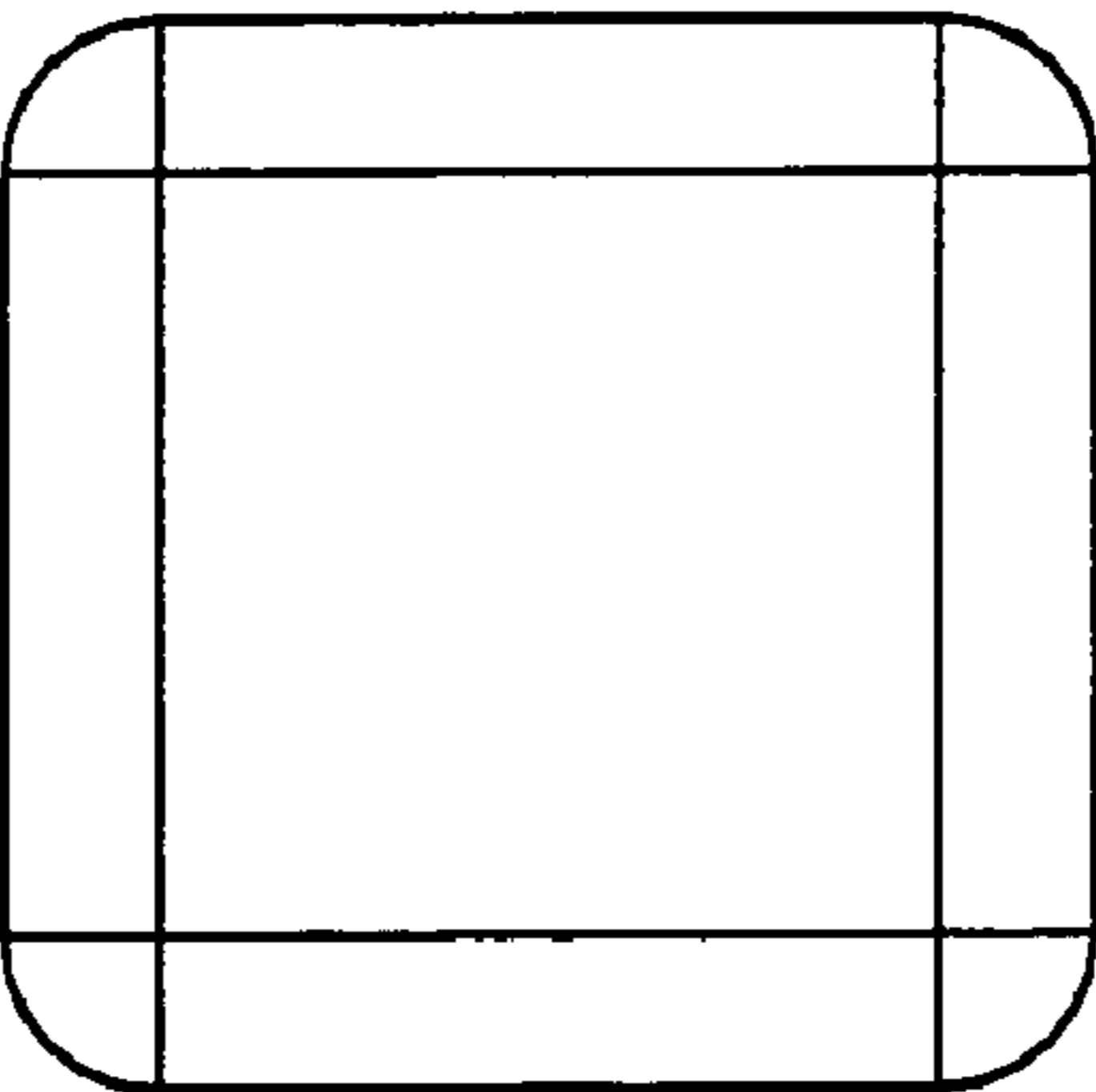


Fig. 4