



US00D626358S

(12) **United States Design Patent**
Schmitt

(10) **Patent No.:** **US D626,358 S**
(45) **Date of Patent:** **** Nov. 2, 2010**

(54) **TABLE**
(75) Inventor: **Jack Schmitt**, San Juan Capistrano, CA (US)
(73) Assignee: **Amini Innovation Corporation**, Pico Rivera, CA (US)
(**) Term: **14 Years**
(21) Appl. No.: **29/308,744**
(22) Filed: **Jul. 3, 2008**
(51) **LOC (9) Cl.** **06-03**
(52) **U.S. Cl.** **D6/480**
(58) **Field of Classification Search** D6/480-489, D6/495-499, 429-431, 511, 419, 420; 108/150, 108/153.1, 156, 157.1, 161; 248/188, 188.1, 248/188.8
See application file for complete search history.

D448,952 S 10/2001 O'Hare et al.
D449,186 S 10/2001 O'Hare et al.
6,363,866 B1 4/2002 Schwartz
D457,357 S 5/2002 Vaaler
D457,759 S 5/2002 O'Hare et al.
D460,881 S 7/2002 Stanton
D462,855 S 9/2002 McDaniel et al.
D464,828 S 10/2002 Vaaler
D470,342 S 2/2003 Vaaler
D473,077 S 4/2003 Berry, Jr. et al.
D478,747 S 8/2003 Warren et al.
D486,014 S 2/2004 Schmitt
D486,327 S 2/2004 Schmitt
D512,856 S 12/2005 Peterson et al.
D531,838 S * 11/2006 Domack et al. D6/480
D540,069 S 4/2007 Schmitt

(Continued)

OTHER PUBLICATIONS

Ethan Allen Circular, Legacy Collection dining table, p. 5, 1996.

(Continued)

Primary Examiner—Janice E Seeger
(74) *Attorney, Agent, or Firm*—Cisto & Thomas, LLP

(56) **References Cited**
U.S. PATENT DOCUMENTS

D34,386 S 4/1924 Arons
D78,457 S 5/1929 Ekvall
D161,212 S 12/1950 Scalera
D179,301 S 11/1956 Jones et al.
D182,911 S 5/1958 Lubberts et al.
4,878,439 A 11/1989 Samson
D323,086 S 1/1992 Arcese et al.
D328,990 S 9/1992 Kwiescinski
D344,421 S 2/1994 Keller
D346,713 S 5/1994 Ferguson
D350,446 S 9/1994 Sauvage
D375,217 S 11/1996 Rehmert
D380,315 S 7/1997 Bergelin
D388,980 S 1/1998 Mohundro
D393,964 S 5/1998 Bergelin
D412,632 S 8/1999 Walters, III et al.
D425,733 S 5/2000 O'Hare
D431,131 S 9/2000 Wistehuff, Sr.
D434,583 S 12/2000 Hutton
D448,213 S 9/2001 O'Hare et al.
D448,951 S 10/2001 O'Hare et al.


(57) **CLAIM**

I claim the ornamental design for a table, as shown and described.

DESCRIPTION

FIG. 1 is a perspective view of my table;
FIG. 2 is a front view thereof;
FIG. 3 is a right side view thereof;
FIG. 4 is a rear view thereof;
FIG. 5 is a left side view thereof;
FIG. 6 is a top view thereof; and,
FIG. 7 is a close-up view of a section of the side of my table.
The broken lines are for environmental purposes only and form no part of the claimed design.

1 Claim, 7 Drawing Sheets



US D626,358 S

Page 2

U.S. PATENT DOCUMENTS

D544,728 S * 6/2007 Schmitt D6/480
D548,492 S * 8/2007 Domack et al. D6/480
D569,660 S * 5/2008 Schmitt D6/480
D592,893 S * 5/2009 Schmitt D6/480

OTHER PUBLICATIONS

Furniture Today, p. 158, Oct. 19, 1998.
Amini Innovation Corp. Excelsior Double Pedestal Table, Sep. 14,
2004, 1 page.
Amini Innovation Corp. Trevi Collection, Sep. 20, 2004, 2 pages.
* cited by examiner

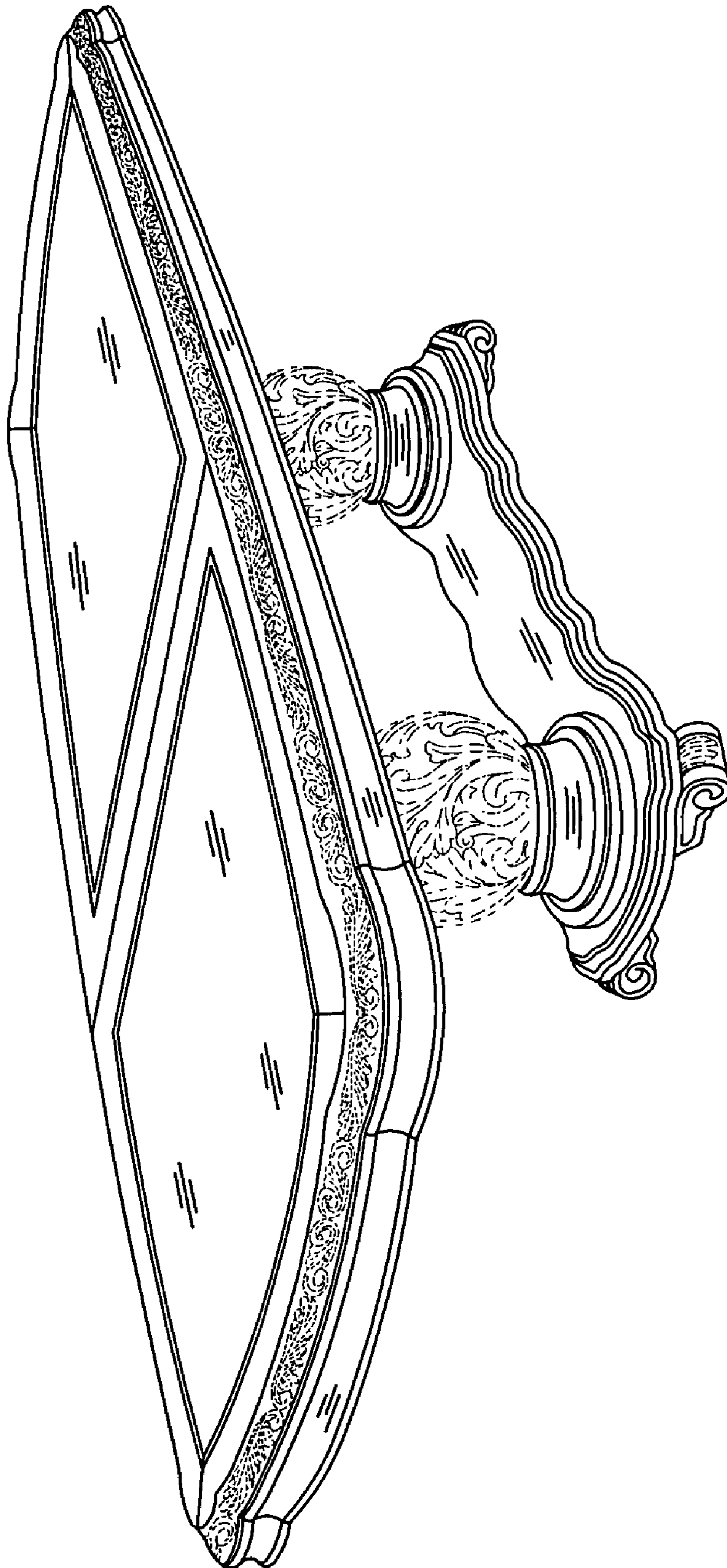


FIG. 1

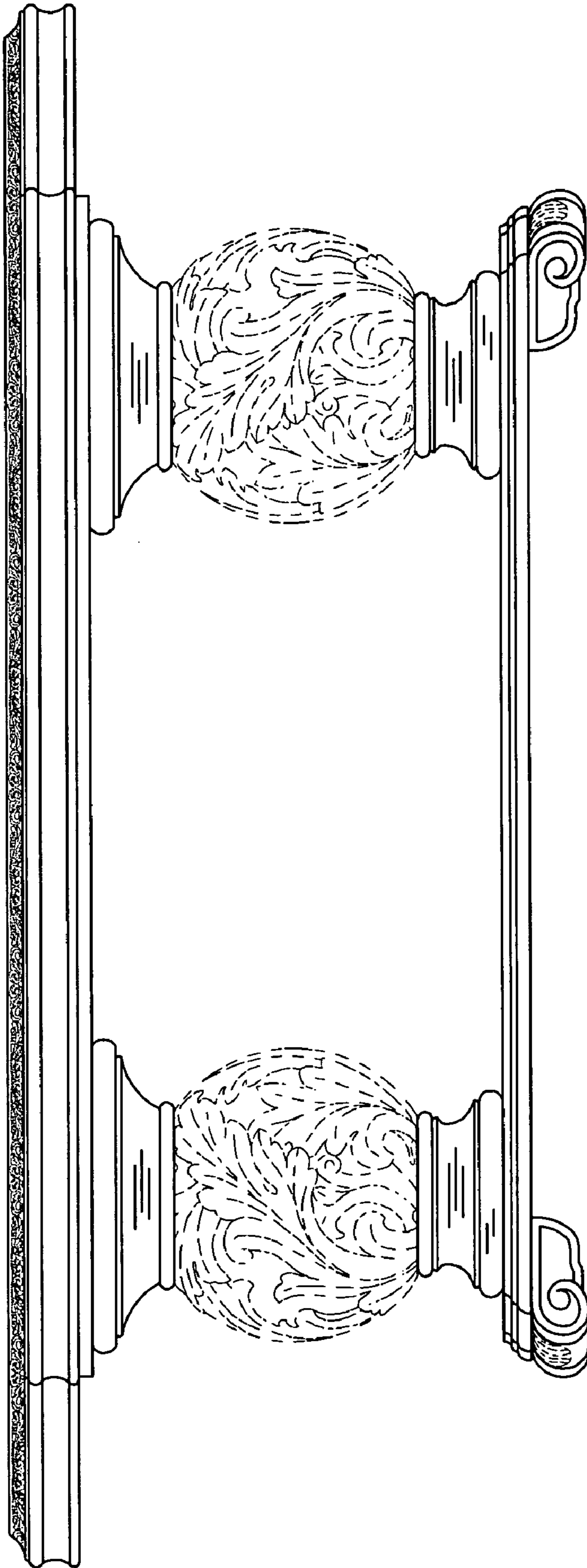


FIG. 2

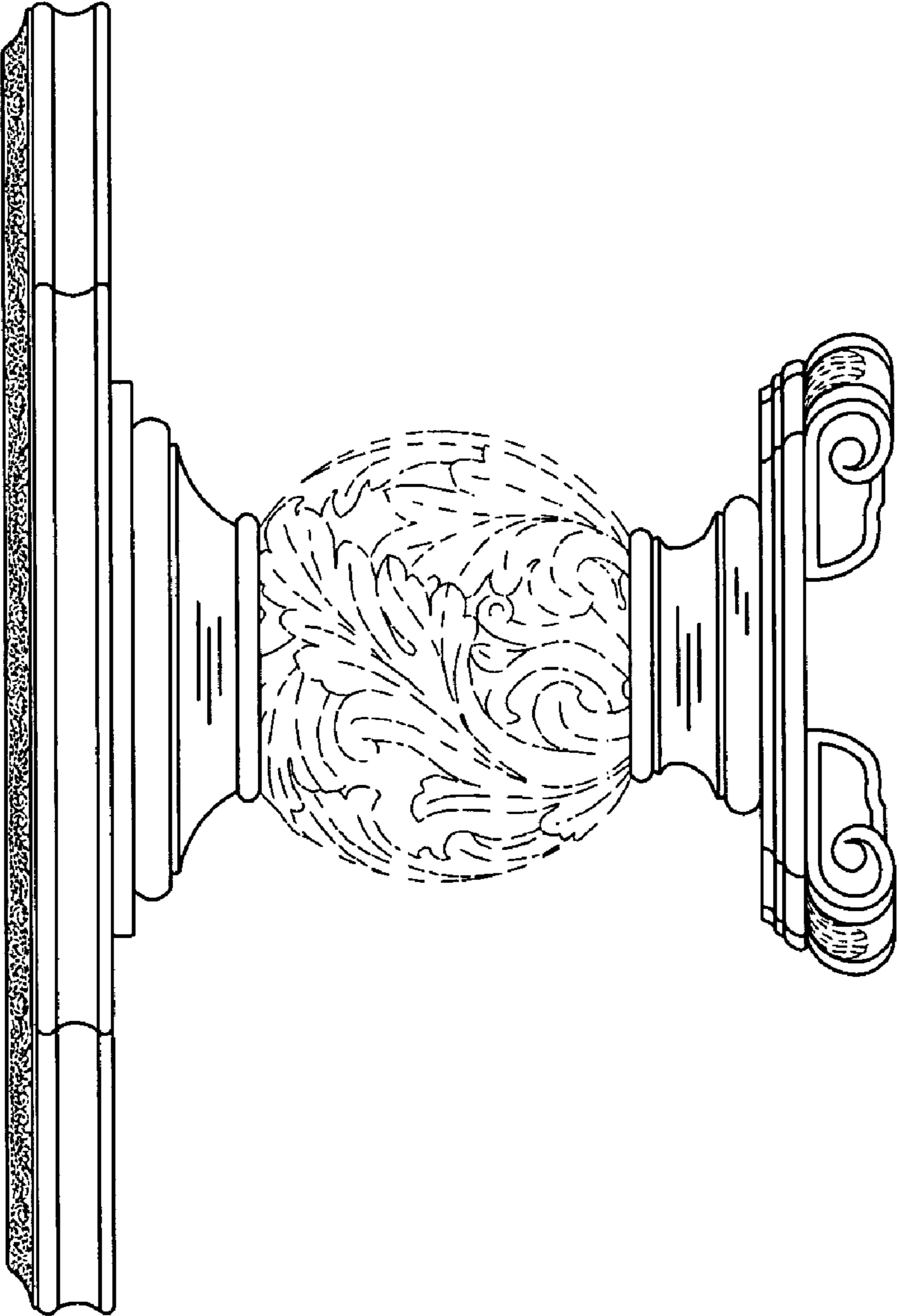


FIG. 3

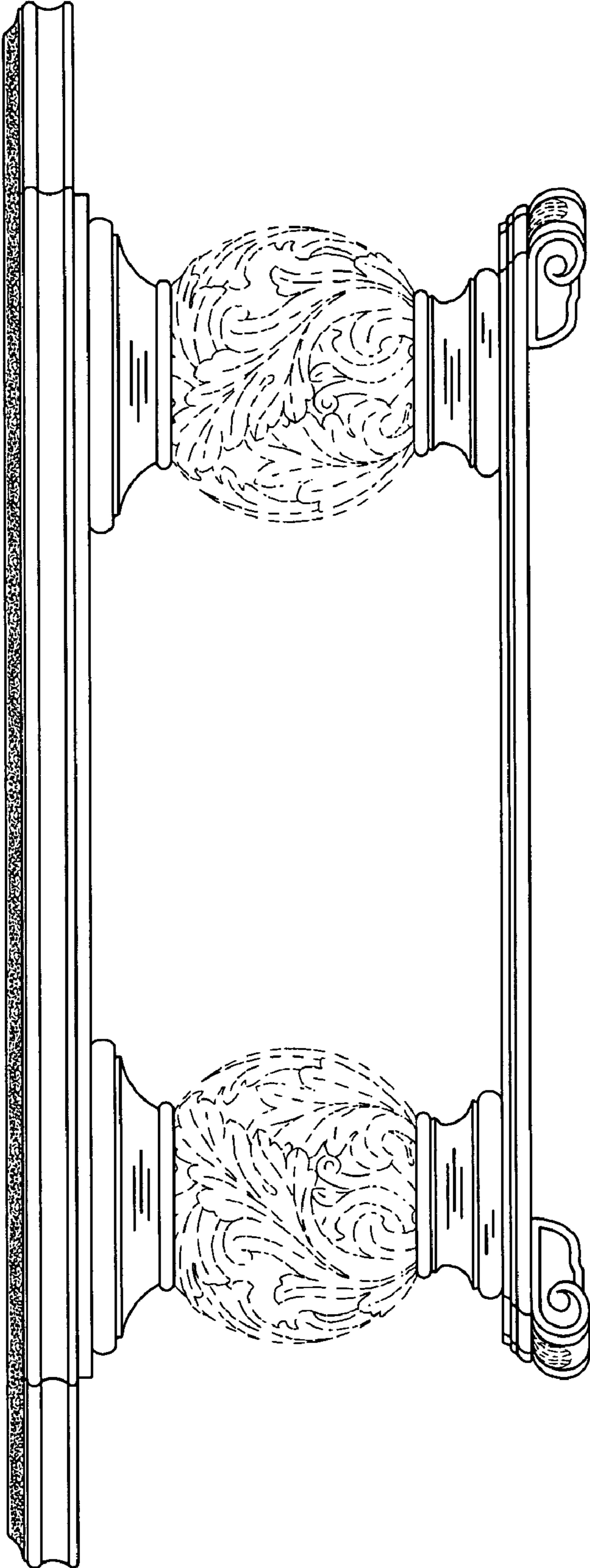


FIG. 4

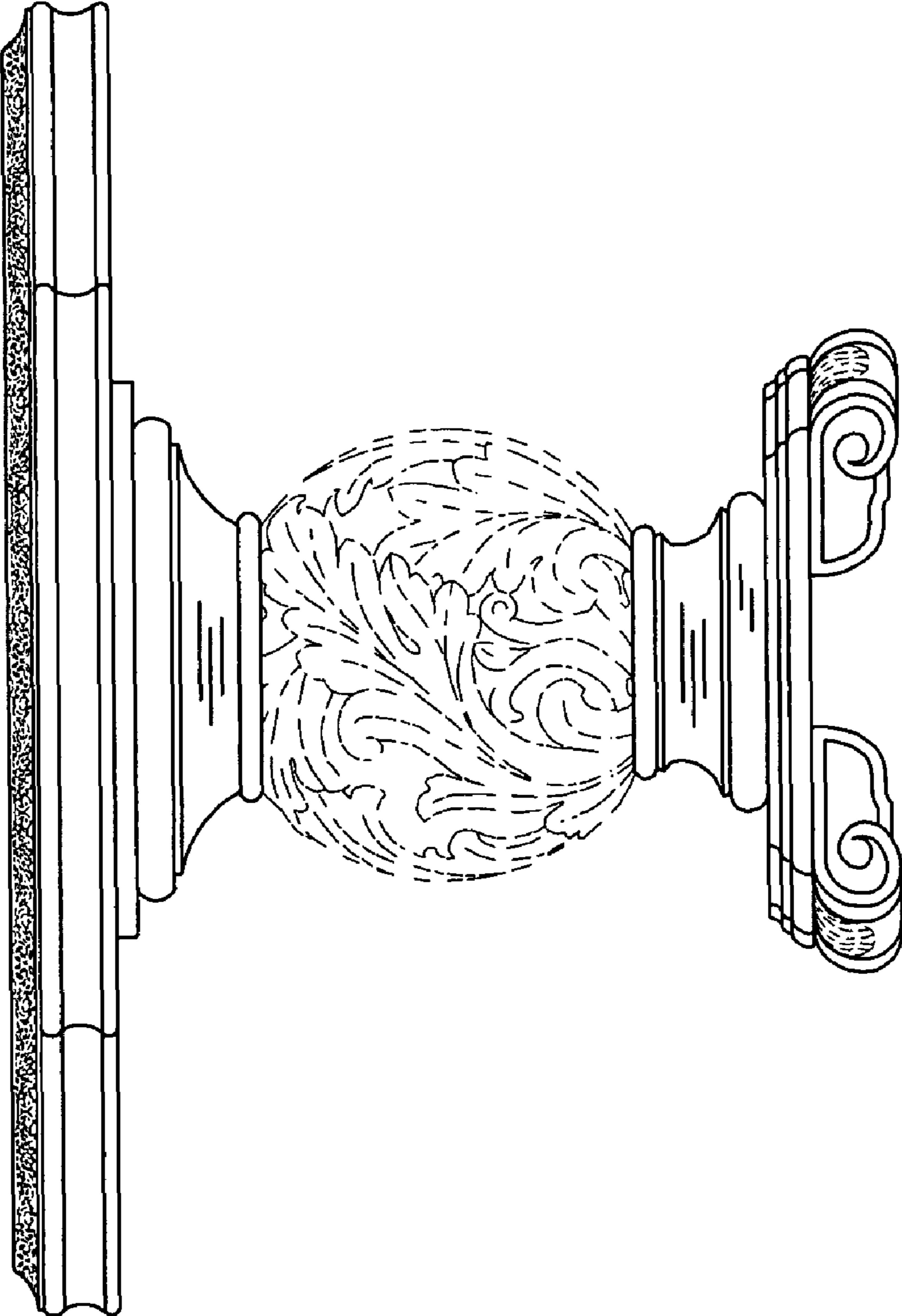


FIG. 5

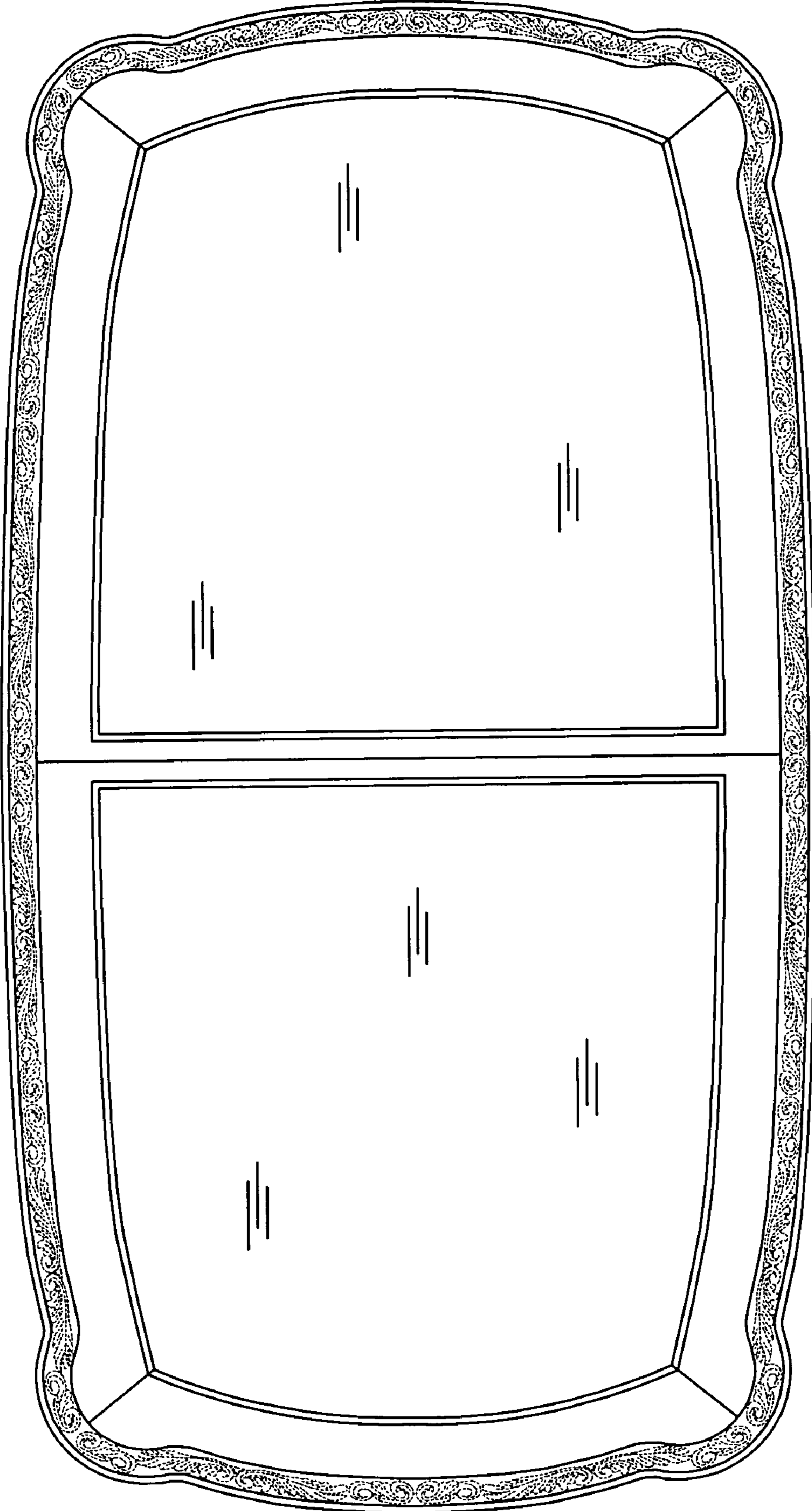


FIG. 6

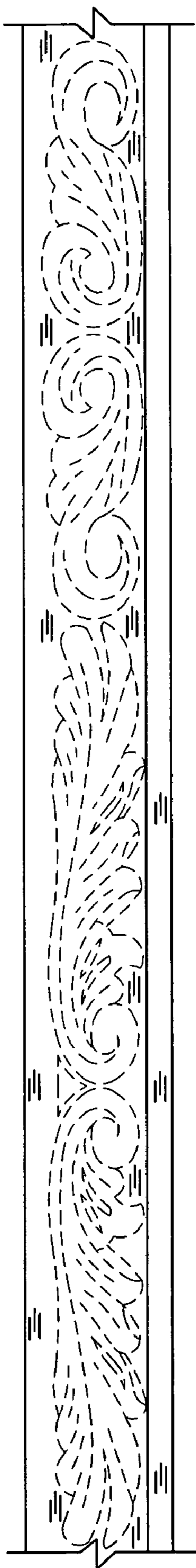


FIG. 7