



US00D626357S

(12) **United States Design Patent**
Yurkovich

(10) **Patent No.:** **US D626,357 S**
(45) **Date of Patent:** **** Nov. 2, 2010**

(54) **JEWELRY DISPLAY**

(76) Inventor: **Corey Yurkovich**, 67 Ellery St., Apt. 1,
Cambridge, MA (US) 02138

(**) Term: **14 Years**

(21) Appl. No.: **29/353,869**

(22) Filed: **Jan. 15, 2010**

(51) **LOC (9) Cl.** **06-04**

(52) **U.S. Cl.** **D6/468**

(58) **Field of Classification Search** D6/449,
D6/455-469; D9/430, 433, 434, 457; 40/124.01,
40/124.11, 299.01; 206/6.1, 489; 211/13.1,
211/70.1, 72-74, 85.4, 86.01, 113
See application file for complete search history.

(56) **References Cited**

U.S. PATENT DOCUMENTS

D24,320	S *	5/1895	Sametz	D9/756
4,739,878	A *	4/1988	DiDomenico	206/6.1
5,593,025	A *	1/1997	Feibelman	206/6.1
6,199,309	B1 *	3/2001	Markarian	40/299.01
6,840,392	B2 *	1/2005	Lamstein	211/113
2003/0150827	A1 *	8/2003	Blumreich et al.	211/113
2004/0040921	A1 *	3/2004	Chandaria	211/113

2005/0139494	A1 *	6/2005	Naimo	206/6.1
2006/0169600	A1 *	8/2006	Roberts	206/6.1
2010/0000884	A1 *	1/2010	Harris-Bowman	206/6.1

* cited by examiner

Primary Examiner—Mary Ann Calabrese

(74) *Attorney, Agent, or Firm*—Fitzpatrick, Cella, Harper & Scinto

(57) **CLAIM**

The ornamental design for a jewelry display, as shown and described.

DESCRIPTION

FIG. 1 is a perspective view showing a front side, right side, and upper side of the jewelry display;

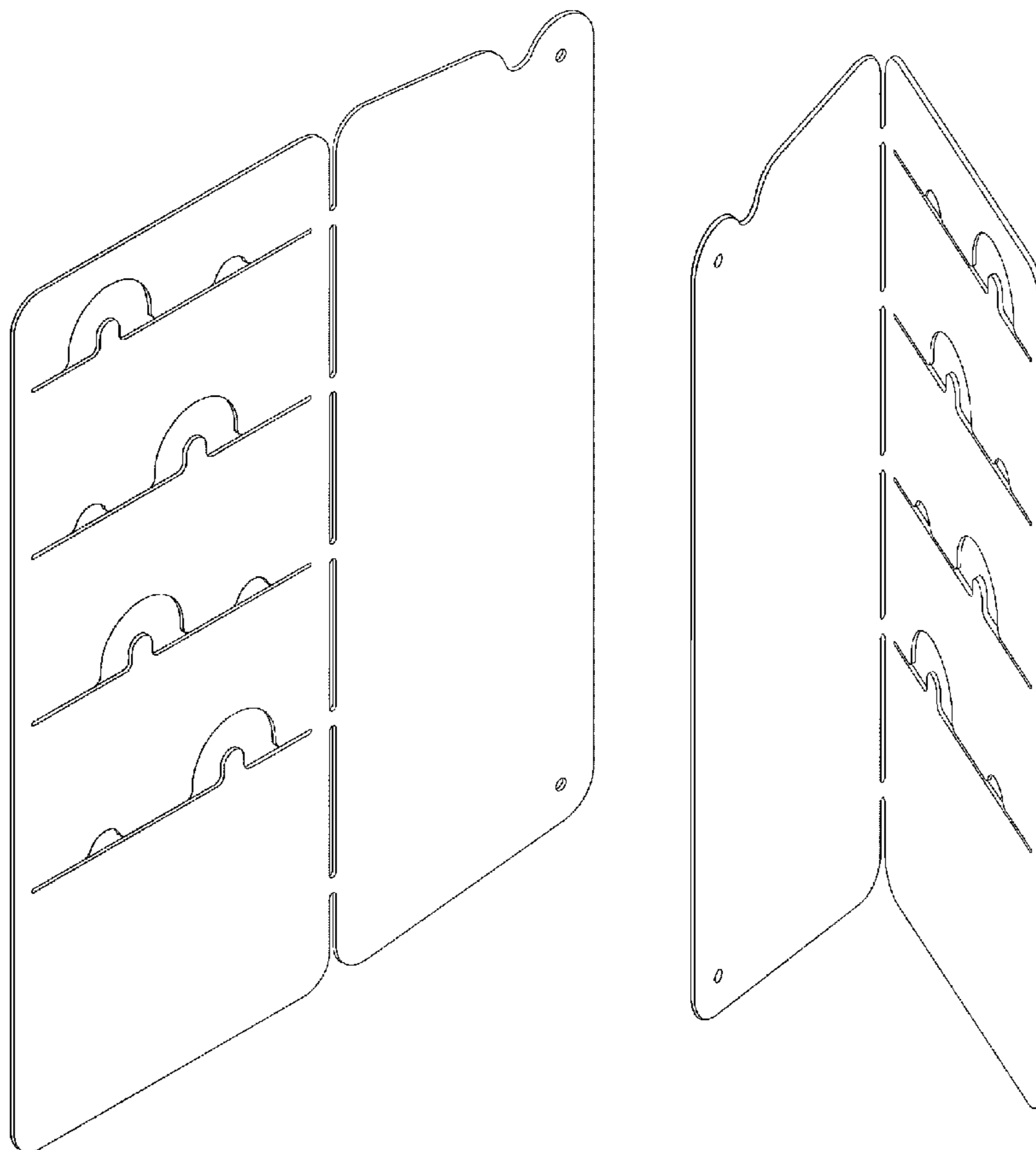
FIG. 2 is a front side view of the jewelry display shown in FIG. 1;

FIG. 3 is a right side view, which is the same as the left side view, of the jewelry display shown in FIG. 1;

FIG. 4 is a upper side view, which is the same as the lower side view, of the jewelry display shown in FIG. 1; and,

FIG. 5 is a perspective view of the jewelry display shown in an alternate position of use.

1 Claim, 3 Drawing Sheets



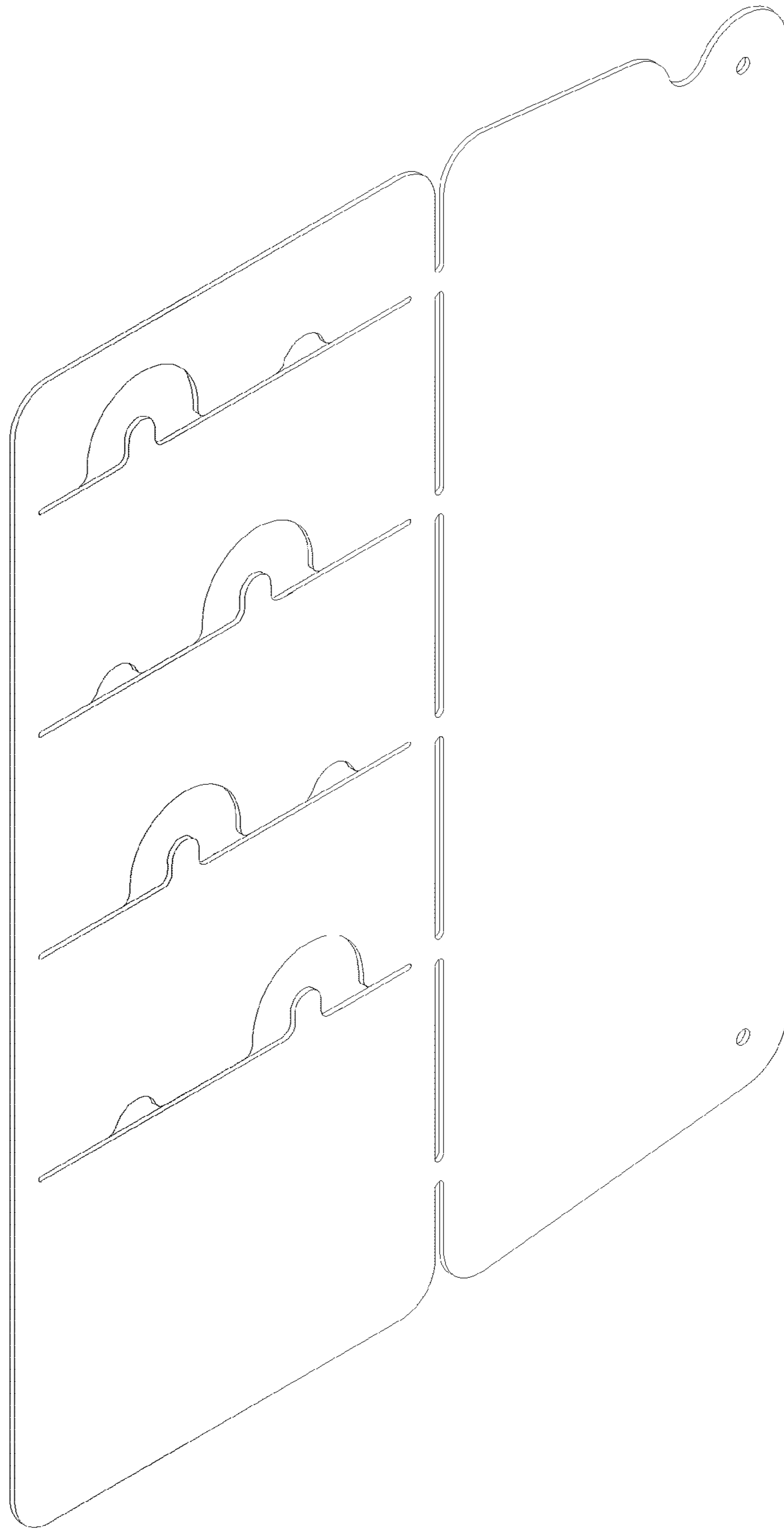


Fig. 1.

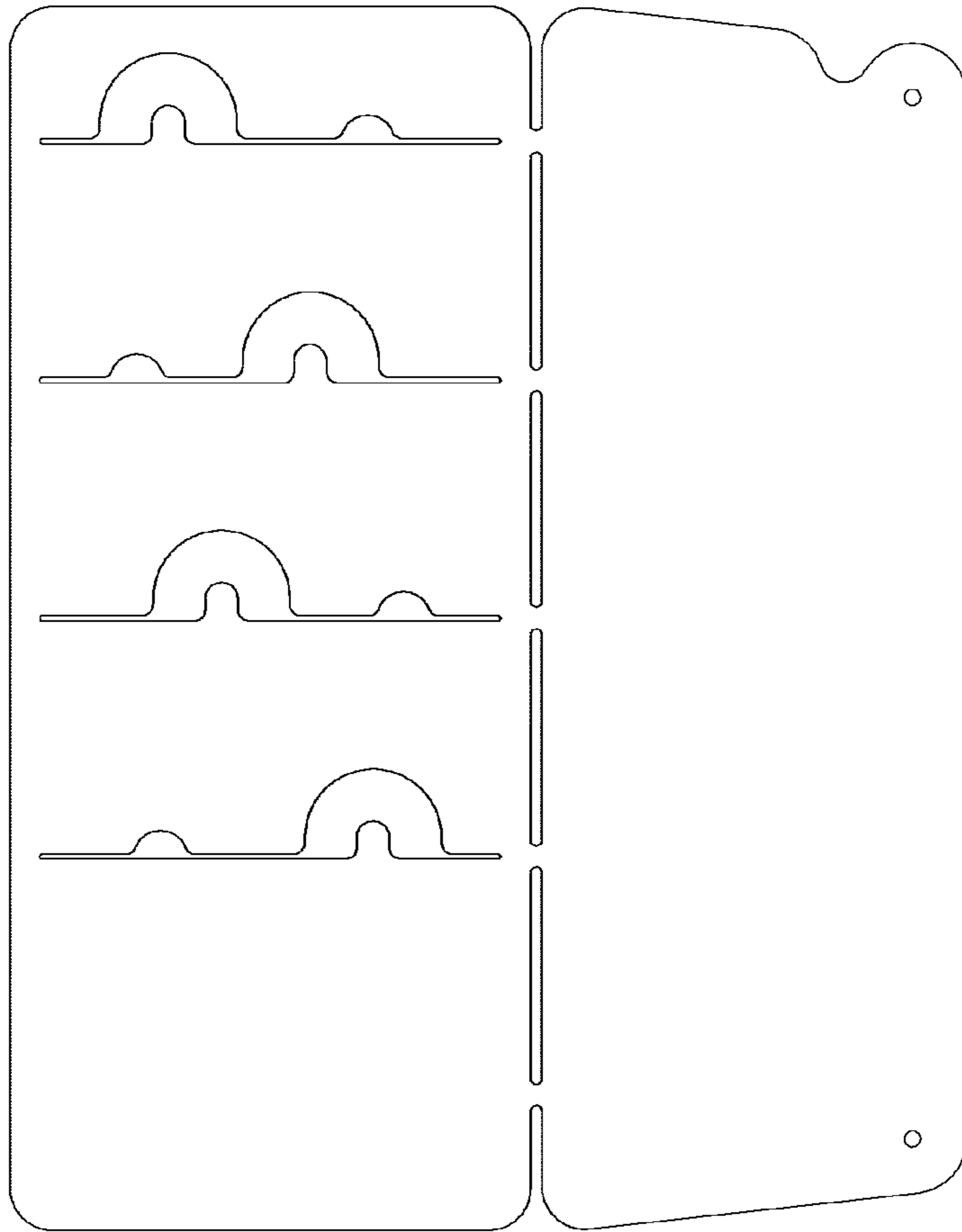


Fig. 2.




Fig. 3.




Fig. 4.




Fig. 5