



US00D626349S

(12) **United States Design Patent**
Bashir et al.

(10) **Patent No.:** **US D626,349 S**

(45) **Date of Patent:** **** Nov. 2, 2010**

(54) **VEHICLE SEAT**

(75) Inventors: **Raza Ahmed Bashir**, Sterling Heights, MI (US); **Phillip T. Deane**, Canton, MI (US); **David Paul Thimm**, Plymouth, MI (US); **Michael John Thomas**, Ann Arbor, MI (US)

(73) Assignee: **Johnson Controls Technology Company**, Holland, MI (US)

(**) Term: **14 Years**

(21) Appl. No.: **29/283,530**

(22) Filed: **Aug. 16, 2007**

(51) **LOC (9) Cl.** **06-01**

(52) **U.S. Cl.** **D6/356**

(58) **Field of Classification Search** D6/364–369, D6/334–336, 356, 358, 361, 370, 372–376, D6/379, 380, 449, 491, 492, 495, 498, 500–502; 297/411.2, 411.27, 411.28, 411.36, 452.29, 297/284.4, 452.3; D2/764, 766, 772; 66/180; 112/439, 440, 78, 44

See application file for complete search history.

(56) **References Cited**

U.S. PATENT DOCUMENTS

140,174 A * 6/1873 Thomas 112/429
168,420 A * 10/1875 Sheffield 112/475.09
1,643,406 A * 9/1927 Finch 112/405
2,001,370 A * 5/1935 Schinder 66/187
2,035,876 A * 3/1936 Gastrich 66/178 R
2,045,885 A * 6/1936 Swink et al. 112/427

2,079,738 A * 5/1937 Herb 66/172 E
2,098,259 A * 11/1937 Schifter 112/439
D536,200 S * 2/2007 Vong D6/500
D540,573 S * 4/2007 Smith D6/500
D547,558 S * 7/2007 Egger D6/334
D550,973 S * 9/2007 Caywood D6/334
D576,430 S * 9/2008 Hernandez D6/500
D578,785 S * 10/2008 Wyszogrod et al. D6/356
2006/0232114 A1 * 10/2006 Sugiyama et al. 297/284.4
2007/0057548 A1 * 3/2007 Buffa 297/284.4

* cited by examiner

Primary Examiner—Caron Veynar

Assistant Examiner—Katrina A Kile

(74) *Attorney, Agent, or Firm*—Dickinson Wright PLLC

(57) **CLAIM**

The ornamental design for the vehicle seat, as shown and described.

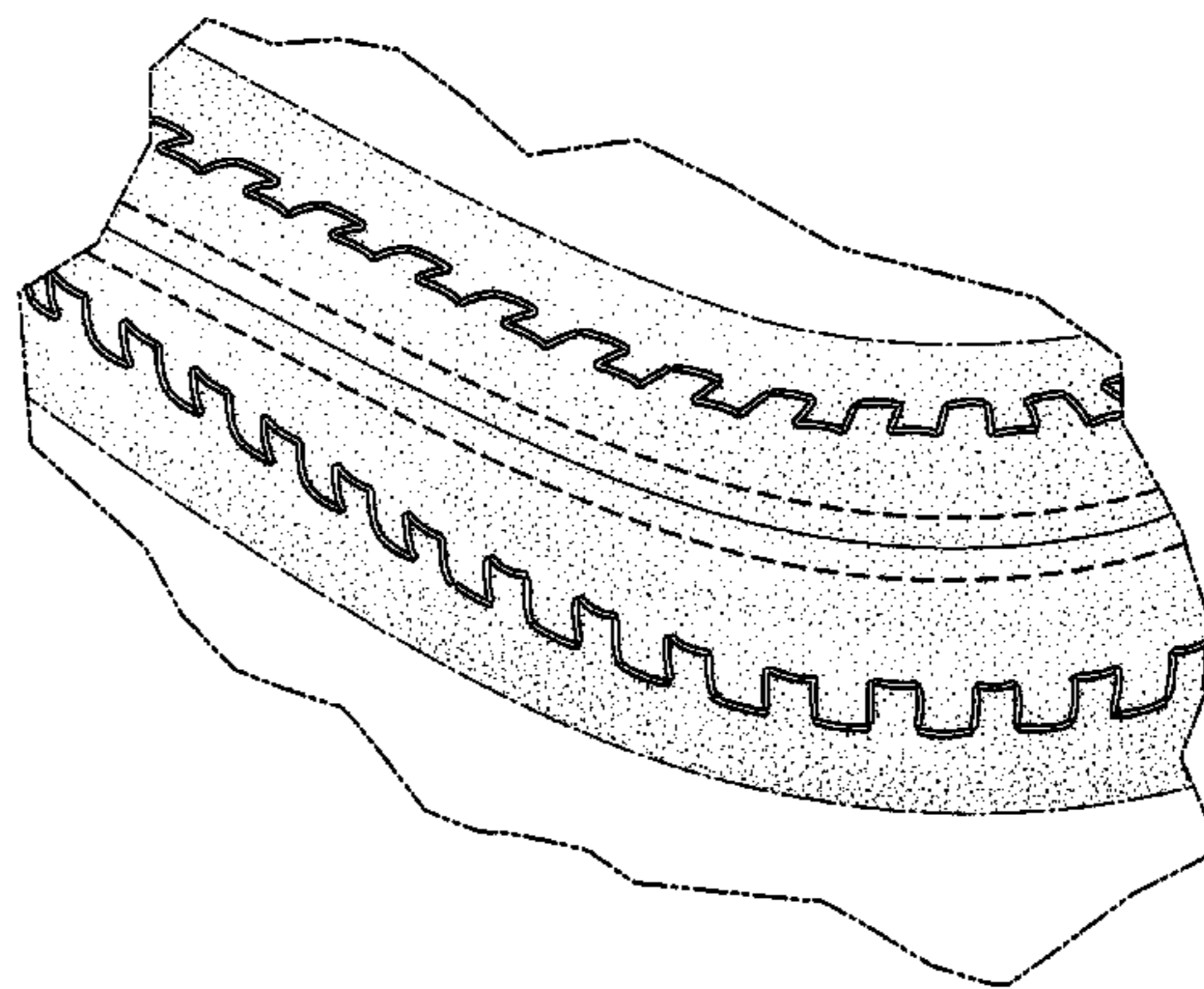
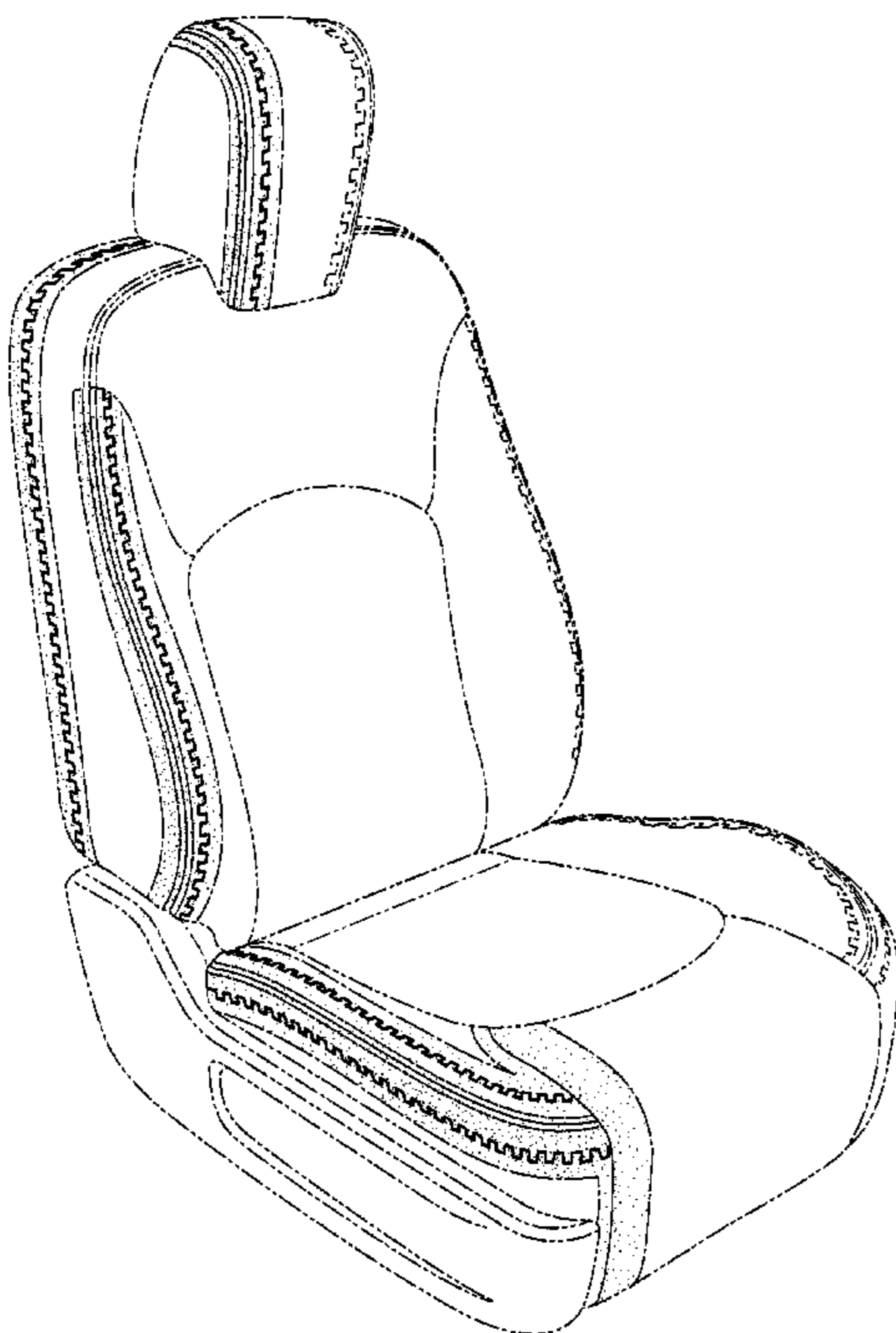
DESCRIPTION

FIG. 1 is a perspective view of a vehicle seat showing our new design; and,

FIG. 2 is an enlarged perspective view of the stitching detail in FIG. 1.

In the drawings, the evenly spaced broken lines in the drawing figures show stitching. The dot-dash broken lines in the drawing figures represent the boundary of the claim and form no part of the claimed design. The dot-dot-dash broken lines in the drawing figures depict portions of a vehicle seat that form no part of the claimed design.

1 Claim, 2 Drawing Sheets



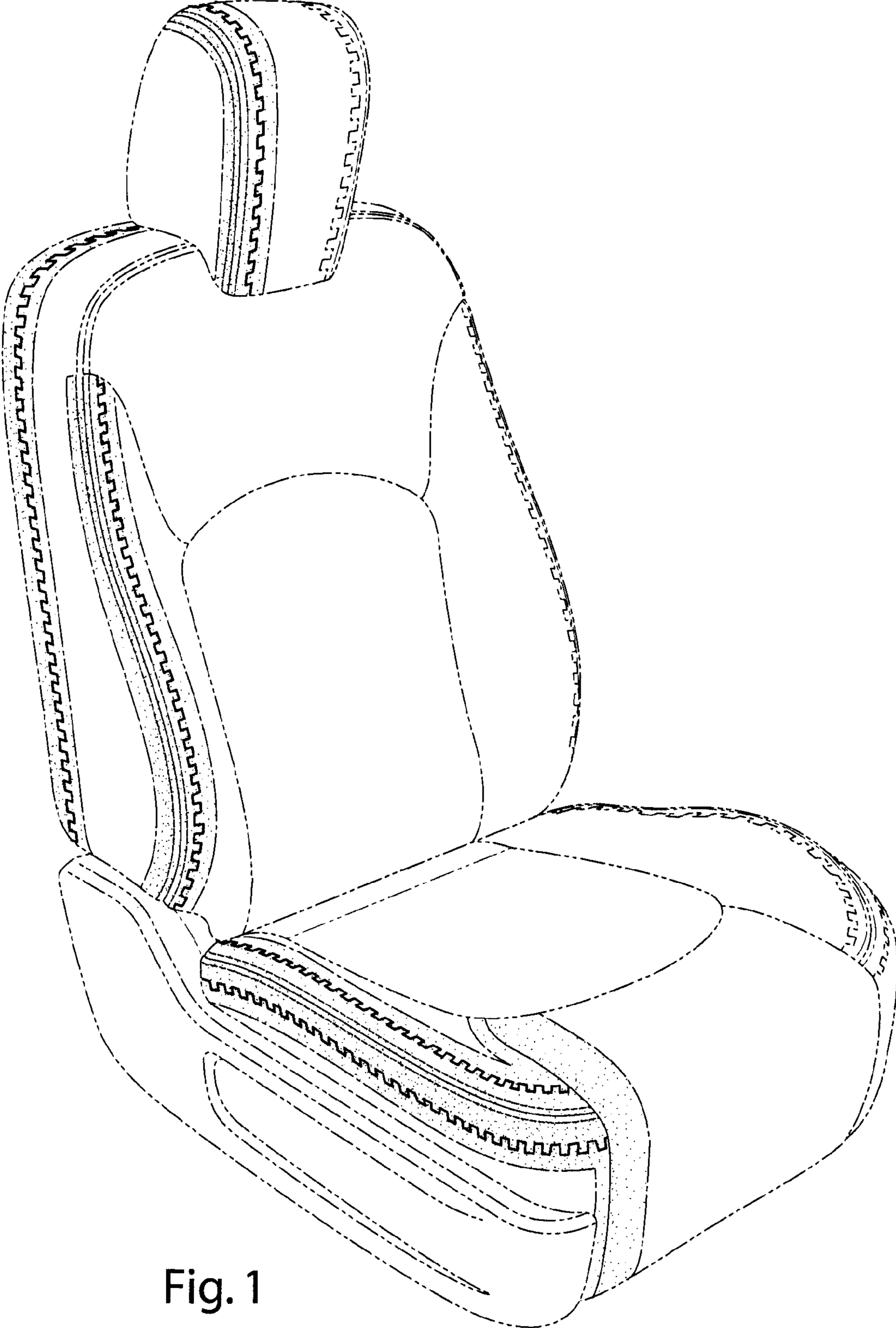


Fig. 1

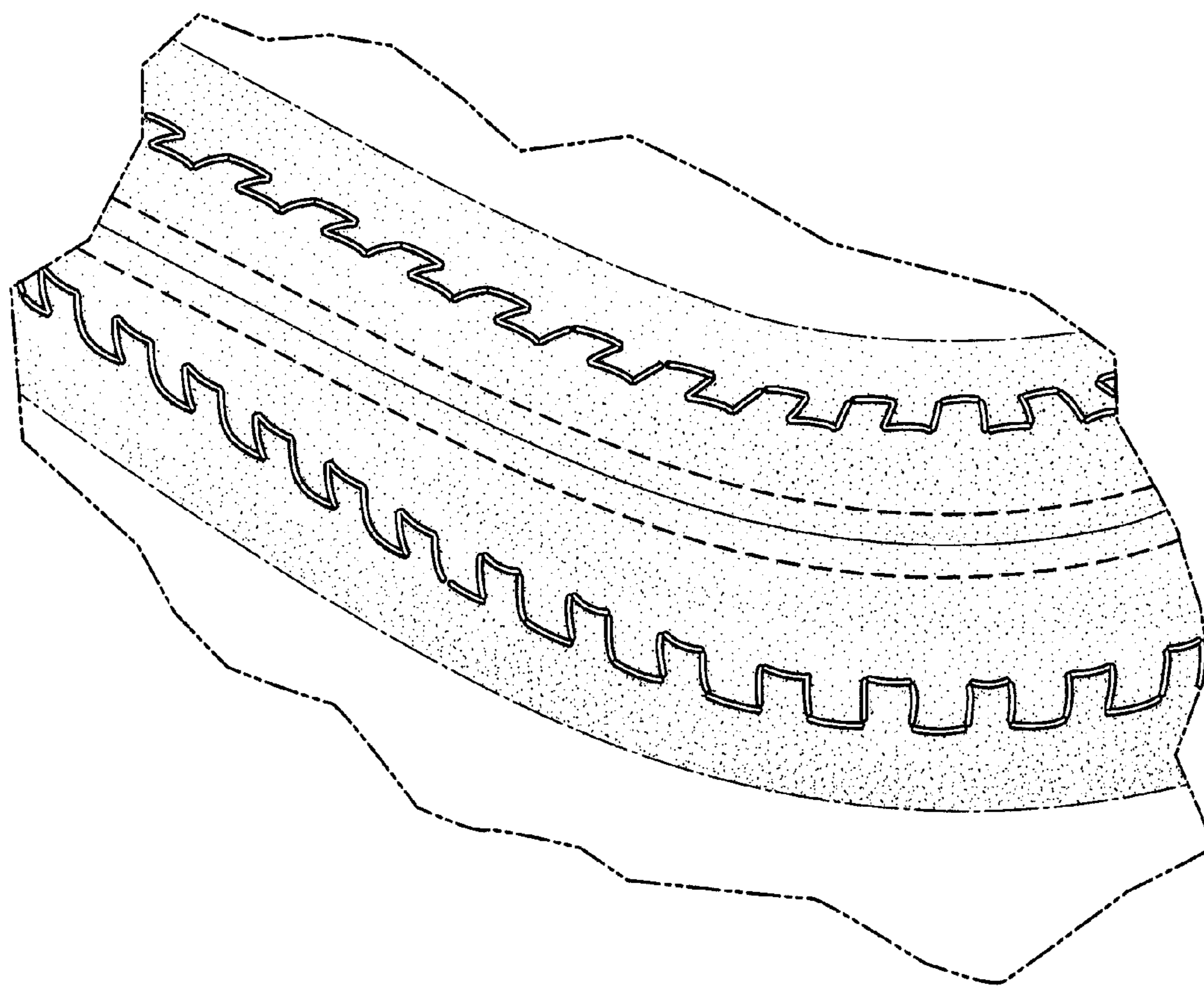


Fig. 2