



US00D626344S

(12) **United States Design Patent**
Losaw

(10) **Patent No.:** **US D626,344 S**

(45) **Date of Patent:** **** Nov. 2, 2010**

(54) **PURSE HOOK**

(76) **Inventor:** **Monte Roger Losaw**, 9841 N. Rampart Way Rd., Littleton, CO (US) 80125

(**) **Term:** **14 Years**

(21) **Appl. No.:** **29/343,508**

(22) **Filed:** **Sep. 14, 2009**

(51) **LOC (9) Cl.** **06-08**

(52) **U.S. Cl.** **D6/315**

(58) **Field of Classification Search** D6/315, D6/317, 320, 323, 325, 326, 328; D3/215, D3/228; D8/367; 24/461, 545; 132/275; 224/268; 211/1, 13.1, 85.3, 183; 223/85-98
See application file for complete search history.

(56) **References Cited**

U.S. PATENT DOCUMENTS

2,064,133	A	12/1936	Schroeder	
2,473,086	A	6/1949	Montero	
2,500,881	A	3/1950	Stader	
2,532,255	A	11/1950	Davis	
2,631,803	A	3/1953	Meyers	
D229,870	S	1/1974	Czarny	
D244,883	S	6/1977	Rohrmuller	
4,194,714	A	3/1980	Schultz	
D256,738	S	9/1980	Dockery	
D275,527	S *	9/1984	Gee	D3/215
D300,882	S	5/1989	Olson	
5,094,417	A	3/1992	Creed	
5,594,419	A	1/1997	Lo	
D384,505	S	10/1997	Stewart	
5,743,451	A *	4/1998	Kahn	224/268
D429,899	S	8/2000	Schwartz	
D432,316	S *	10/2000	Duggan	D6/317
D435,733	S	1/2001	Osterholt	
D443,135	S *	6/2001	Marks et al.	D3/228
D452,610	S *	1/2002	Schwartzmiller	D3/228
D462,172	S	9/2002	Aurelio	
6,454,147	B1 *	9/2002	Marks	224/268
D467,159	S *	12/2002	Meyer	D8/367

6,830,055	B1 *	12/2004	Frame et al.	132/275
D505,545	S *	5/2005	Kay	D3/228
D507,737	S *	7/2005	Flanagan	D6/317
D517,732	S	3/2006	Osterholt	
D608,386	S *	1/2010	Wright	D17/20
D612,158	S *	3/2010	Lehr et al.	D6/328
D612,159	S *	3/2010	Lehr et al.	D6/328
2003/0150889	A1	8/2003	Caroselli et al.	
2004/0195484	A1	10/2004	Sheeran	
2005/0161570	A1	7/2005	Bauerly	

FOREIGN PATENT DOCUMENTS

JP 10113275 5/1998

* cited by examiner

Primary Examiner—Shanda C Hill

(74) *Attorney, Agent, or Firm*—Sheridan Ross P.C.

(57) **CLAIM**

The ornamental design for a purse hook, as shown and described.

DESCRIPTION

FIG. 1 is a perspective view of a purse hook showing my new design;

FIG. 2 is a front elevational view thereof;

FIG. 3 is a rear elevational view thereof;

FIG. 4 is a top plan view thereof;

FIG. 5 is a bottom plan view thereof;

FIG. 6 is a left side elevational view thereof;

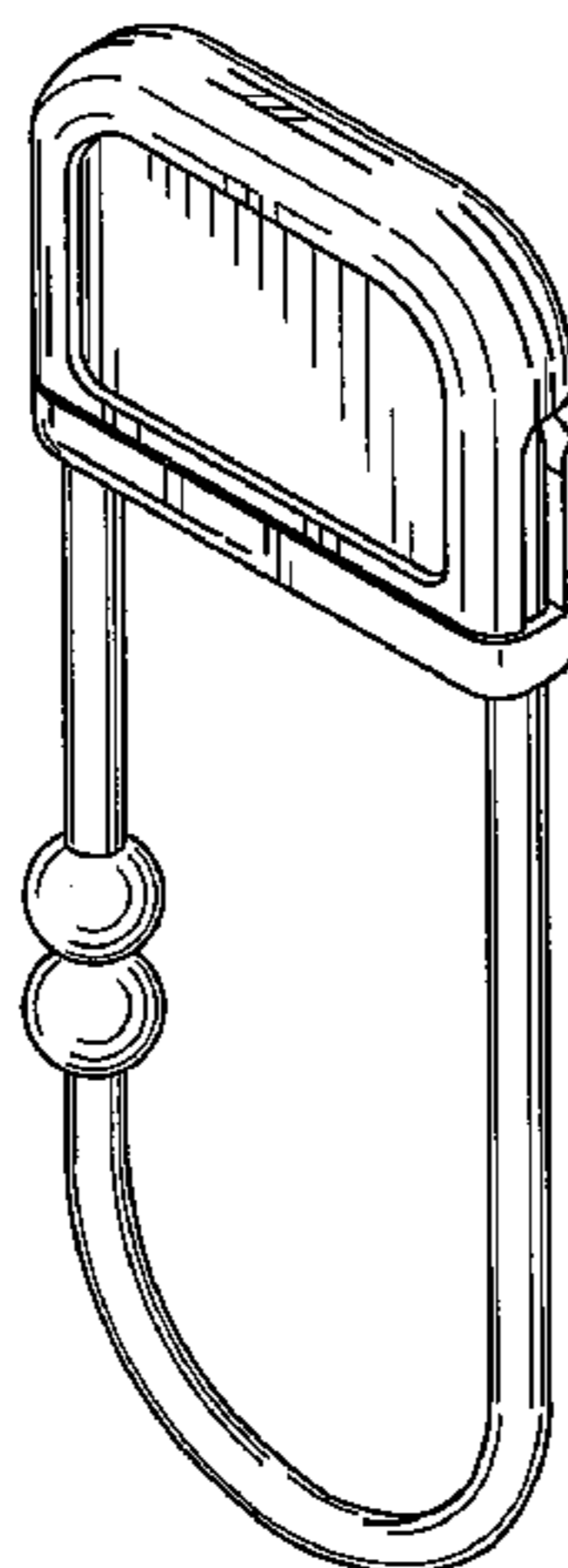
FIG. 7 is a right side elevational view thereof;

FIG. 8 is a top perspective of the purse hook, shown in condition of use; and,

FIG. 9 is another top perspective of the purse hook shown in condition of use.

The broken lines showing environment is for illustrative purposes only and forms no part of the claimed design.

1 Claim, 4 Drawing Sheets



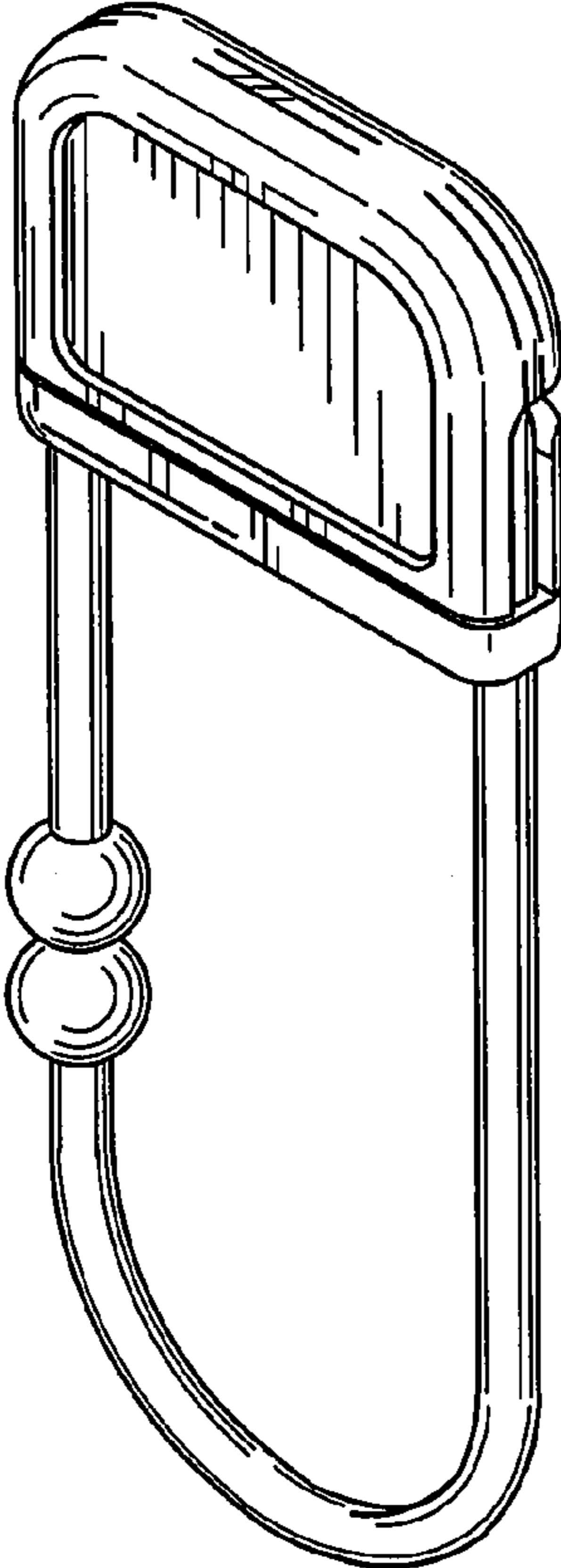


Fig. 1




Fig. 2




Fig. 3




Fig. 4

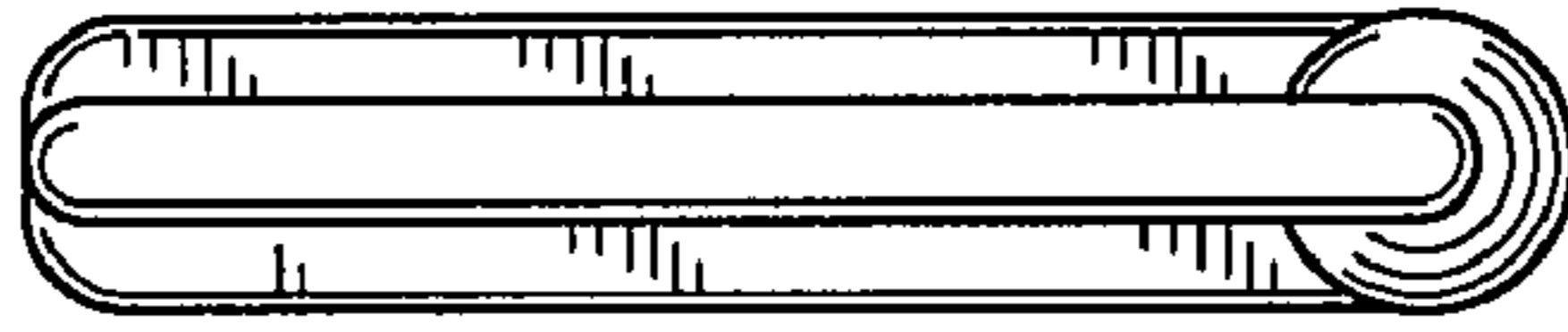


Fig. 5

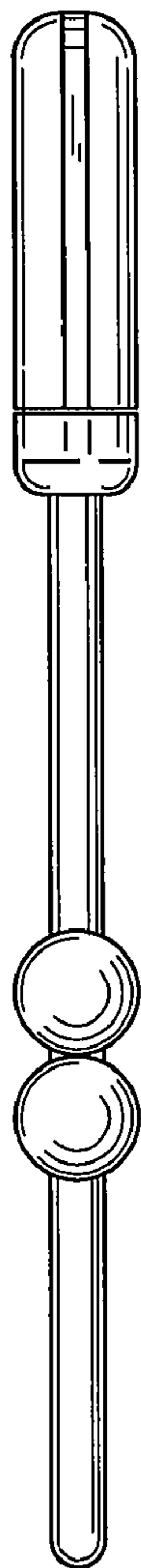


Fig. 6

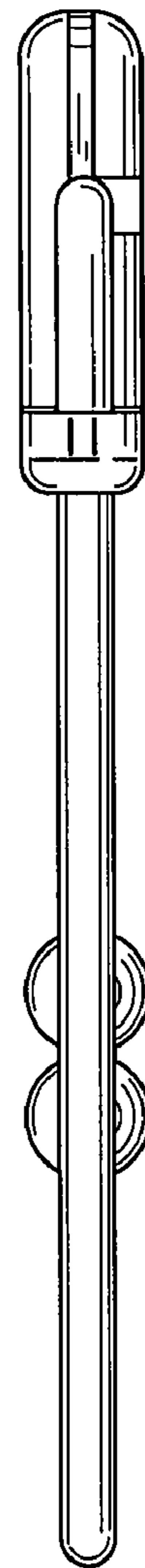


Fig. 7

Fig. 8

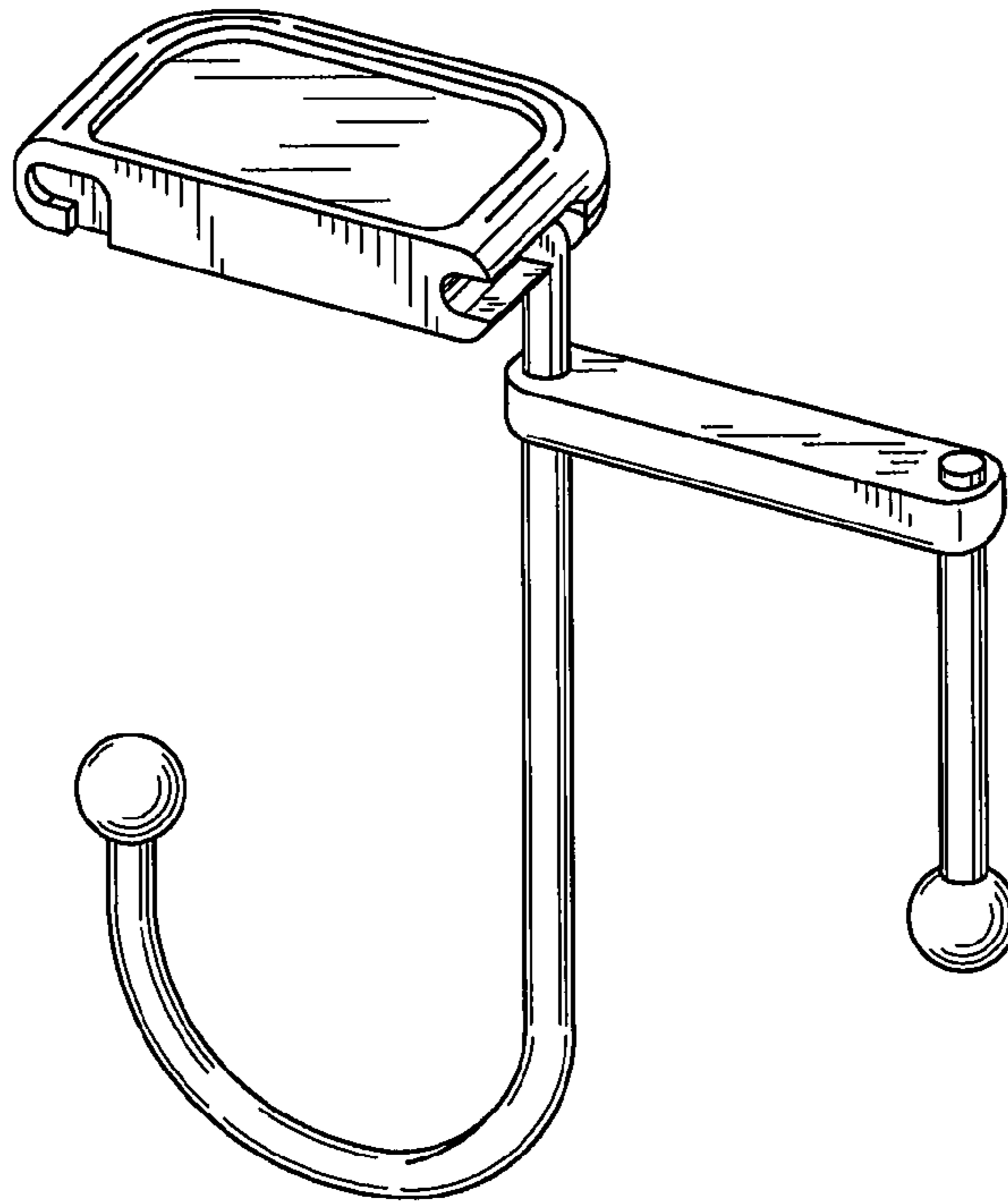


Fig. 9

