



US00D626340S

(12) **United States Design Patent**
Lecce

(10) **Patent No.:** **US D626,340 S**
(45) **Date of Patent:** **** Nov. 2, 2010**

(54) **CLAY IMPRESSION HOLDER**

(75) Inventor: **Lorenzo Lecce**, Calgary (CA)

(73) Assignee: **Peartree Studio Inc.**, Calgary, Alberta (CA)

(**) Term: **14 Years**

(21) Appl. No.: **29/311,428**

(22) Filed: **Mar. 13, 2009**

(51) **LOC (9) Cl.** **06-07**

(52) **U.S. Cl.** **D6/300**

(58) **Field of Classification Search** D6/300-303, D6/309, 329; D7/300, 392.1, 393, 396.1, D7/409, 540-545, 550.1, 551.1, 552.1, 553.1, D7/553.4-553.8, 554.2-554.3, 555, 584, D7/624.1, 625; D26/149; 220/601-602, 220/610, 629, 669, 672-675, 912

See application file for complete search history.

(56) **References Cited**

U.S. PATENT DOCUMENTS

- D75,467 S * 6/1928 Bach D26/149
- D156,924 S * 1/1950 Surina D7/584
- D173,018 S * 9/1954 Cosmetto D7/624.1

- D398,194 S * 9/1998 Ozias D7/624.1
- D528,865 S * 9/2006 Barton D7/554.2
- D535,156 S * 1/2007 Leahy D7/625

* cited by examiner

Primary Examiner—Caron Veynar

Assistant Examiner—Ricky Pham

(74) *Attorney, Agent, or Firm*—Welsh Flaxman & Gitler LLC

(57) **CLAIM**

The ornamental design for a clay impression holder, as shown, and described.

DESCRIPTION

FIG. 1 is an upper perspective view of the clay impression holder;

FIG. 2 is a top plan view of the clay impression holder;

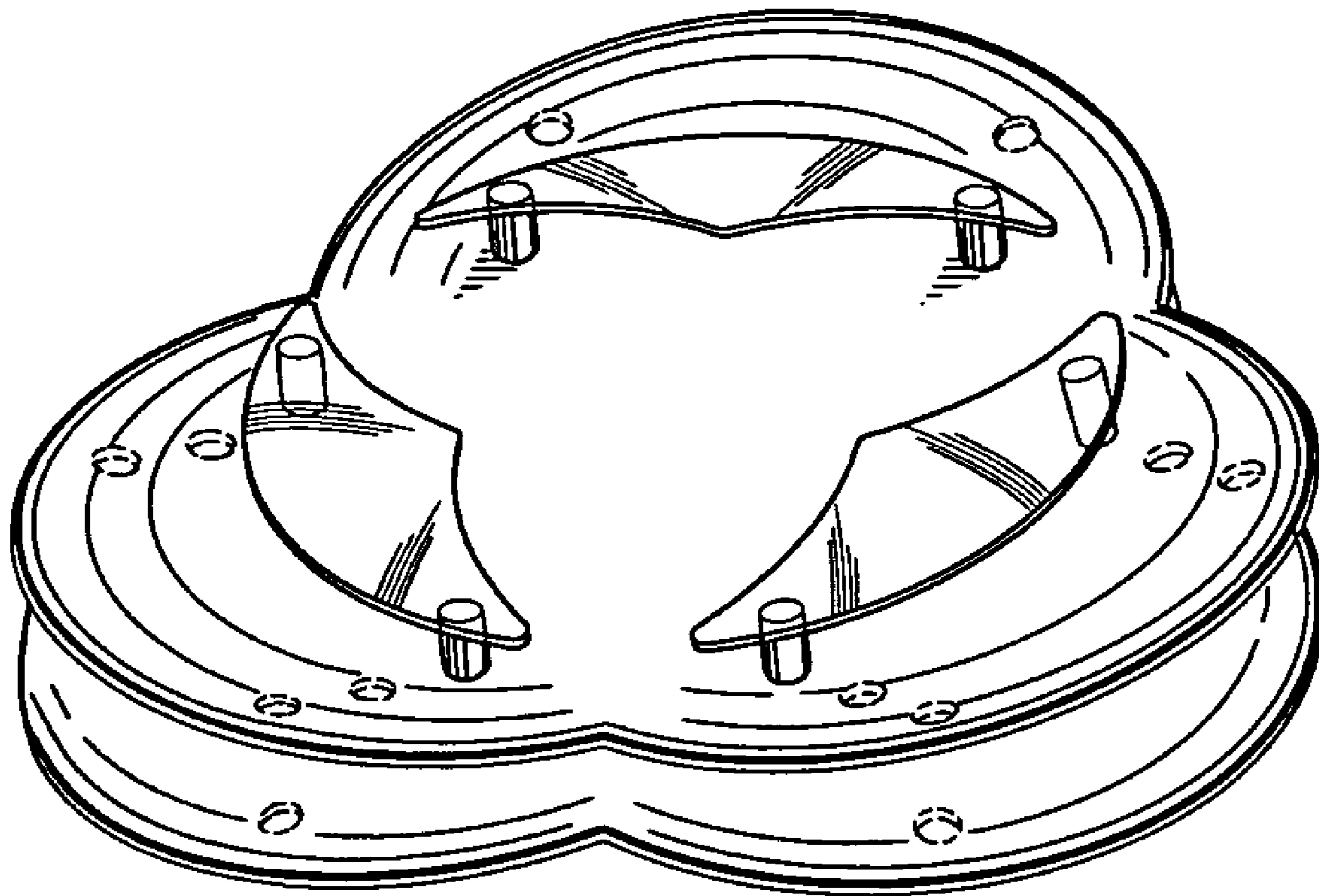
FIG. 3 is a bottom plan view of the clay impression holder;

FIG. 4 is a front side elevational view of the clay impression holder; and,

FIG. 5 is a back side elevational view of the clay impression holder.

The broken lines shown in the drawings are for illustrative purposes only and form no part of the claimed design.

1 Claim, 2 Drawing Sheets



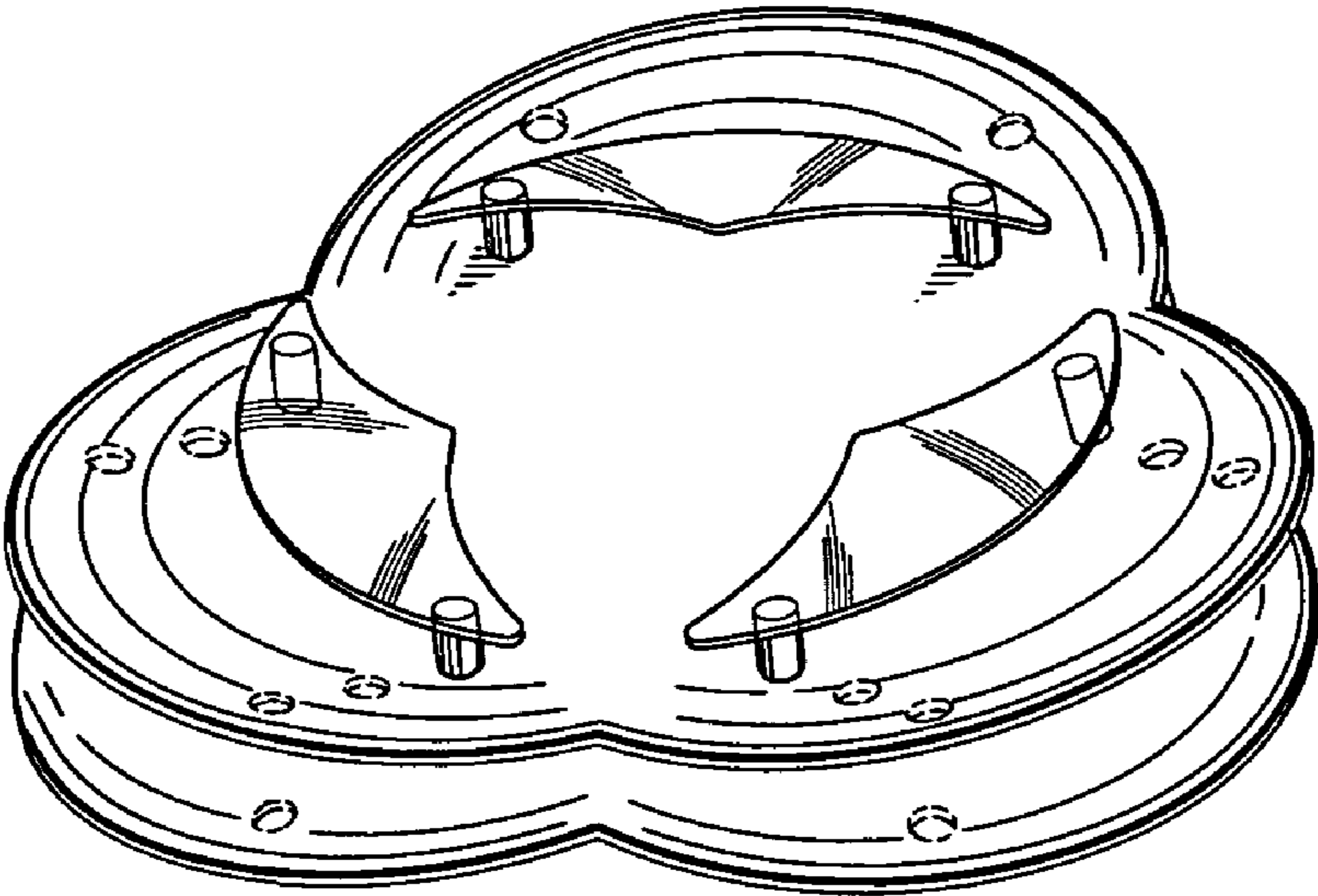


FIG. 1

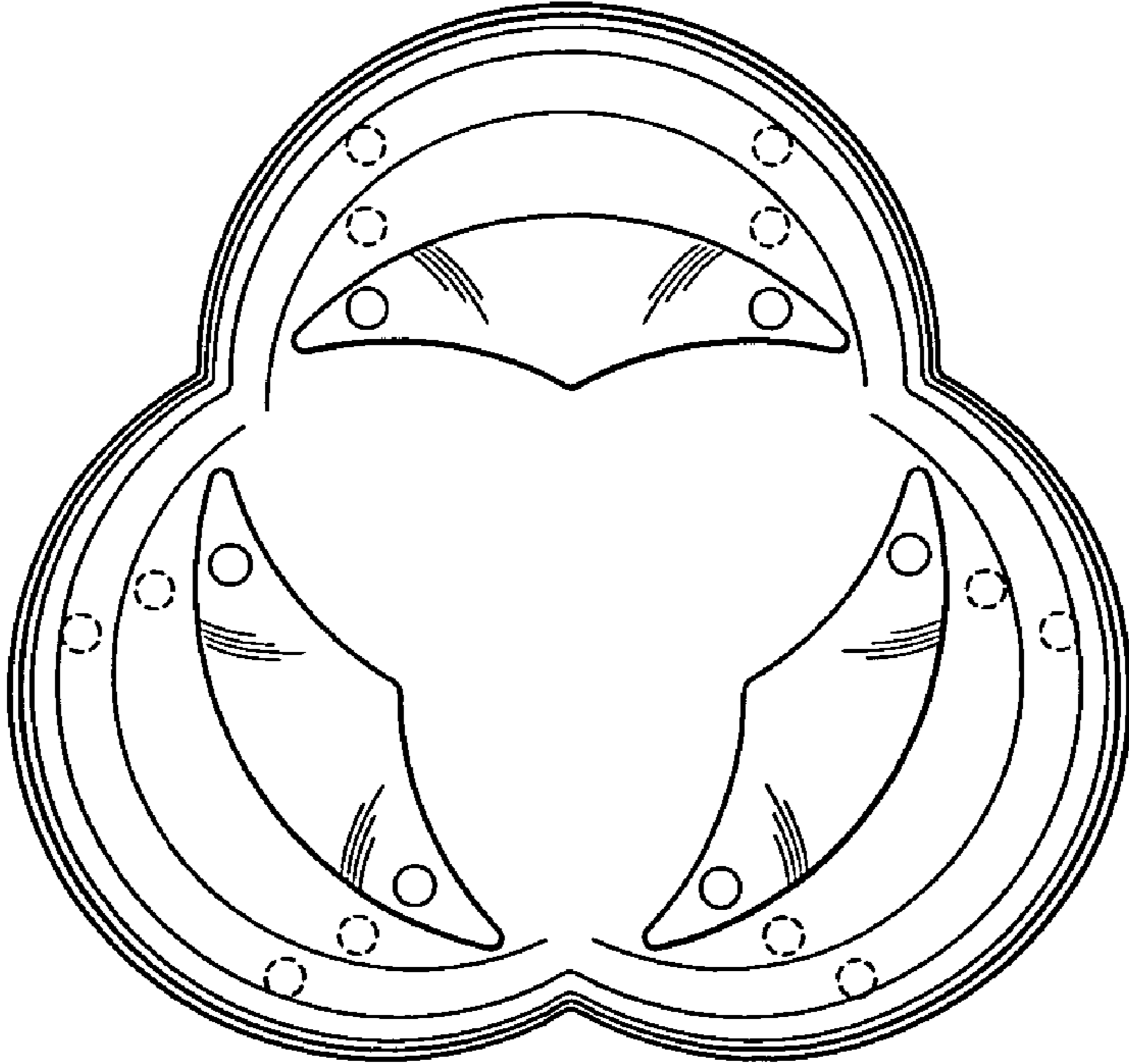


FIG. 2

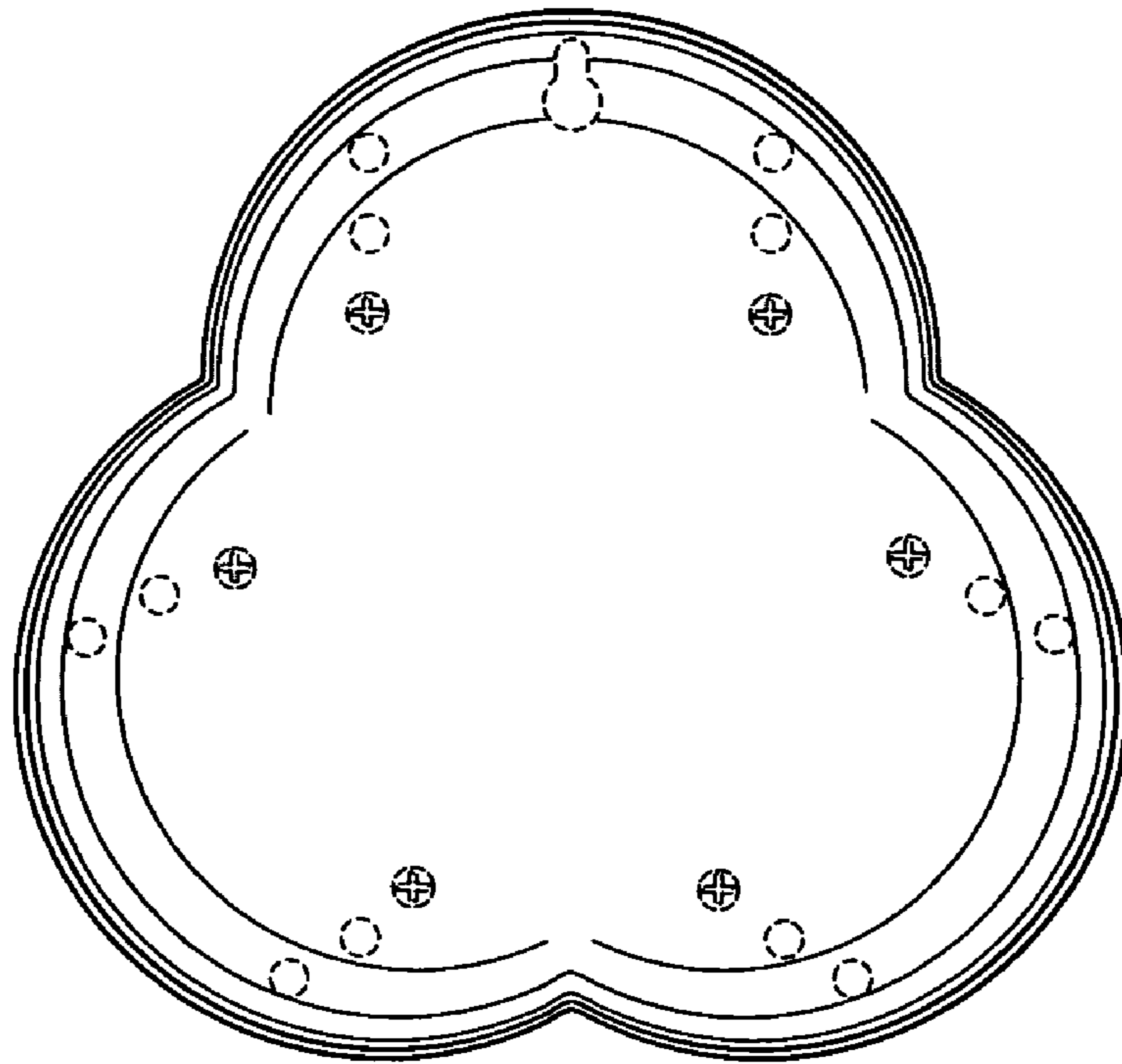


FIG. 3




FIG. 4

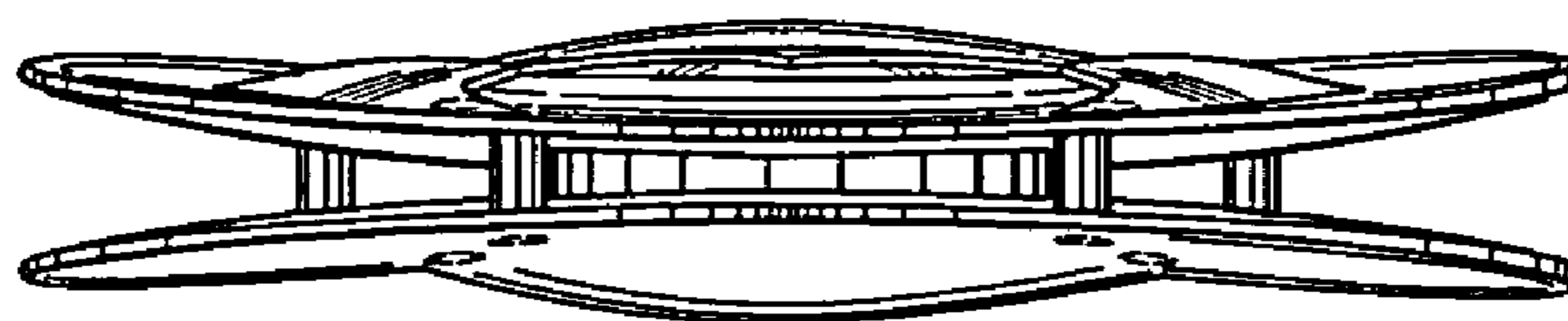


FIG. 5