

US00D626328S

(12) **United States Design Patent**  
**Glaser**

(10) **Patent No.:** **US D626,328 S**

(45) **Date of Patent:** **\*\* Nov. 2, 2010**

(54) **KEYCHAIN**

(75) Inventor: **Ken Glaser**, San Francisco, CA (US)

(73) Assignee: **Smith News Company, Inc.**, San Francisco, CA (US)

(\*\*) Term: **14 Years**

(21) Appl. No.: **29/349,390**

(22) Filed: **Mar. 29, 2010**

**Related U.S. Application Data**

(62) Division of application No. 29/316,574, filed on Oct. 8, 2009, now Pat. No. Des. 615,748.

(51) **LOC (9) Cl.** ..... **03-01**

(52) **U.S. Cl.** ..... **D3/207**

(58) **Field of Classification Search** ..... D11/1-2,  
D11/14, 26-29, 89-92, 44, 48, 79, 81, 99;  
63/26-28, 32; D3/207-211; D8/38, 356;  
D17/14; D14/138 R

See application file for complete search history.

(56) **References Cited**

**U.S. PATENT DOCUMENTS**

D269,523 S *	6/1983	Burge	.....	D17/14
D269,974 S *	8/1983	Erlewine et al.	.....	D17/14
D270,046 S *	8/1983	Burkheimer	.....	D11/79
D444,941 S *	7/2001	Pisarevsky	.....	D3/207
D447,332 S *	9/2001	Pisarevsky	.....	D3/207
D449,500 S *	10/2001	Kelleghan	.....	D8/38
D501,395 S *	2/2005	Kelleghan	.....	D8/356

D510,382 S *	10/2005	Norsworthy	.....	D17/14
D516,607 S *	3/2006	Dawson et al.	.....	D17/20
D524,784 S *	7/2006	Beard	.....	D14/138 R
D544,767 S *	6/2007	Kelleghan	.....	D8/38
D584,984 S *	1/2009	Morris	.....	D11/14

\* cited by examiner

*Primary Examiner*—Ralf Seifert

(74) *Attorney, Agent, or Firm*—H. Michael Brucker

(57) **CLAIM**

I claim the ornamental design for a keychain, as shown and described.

**DESCRIPTION**

FIG. 1 is a top left front perspective view for the keychain that shows my design;

FIG. 2 is a front elevation view thereof;

FIG. 3 is a right side elevation view thereof and the left side is mirror image thereof;

FIG. 4 is a top plan view thereof;

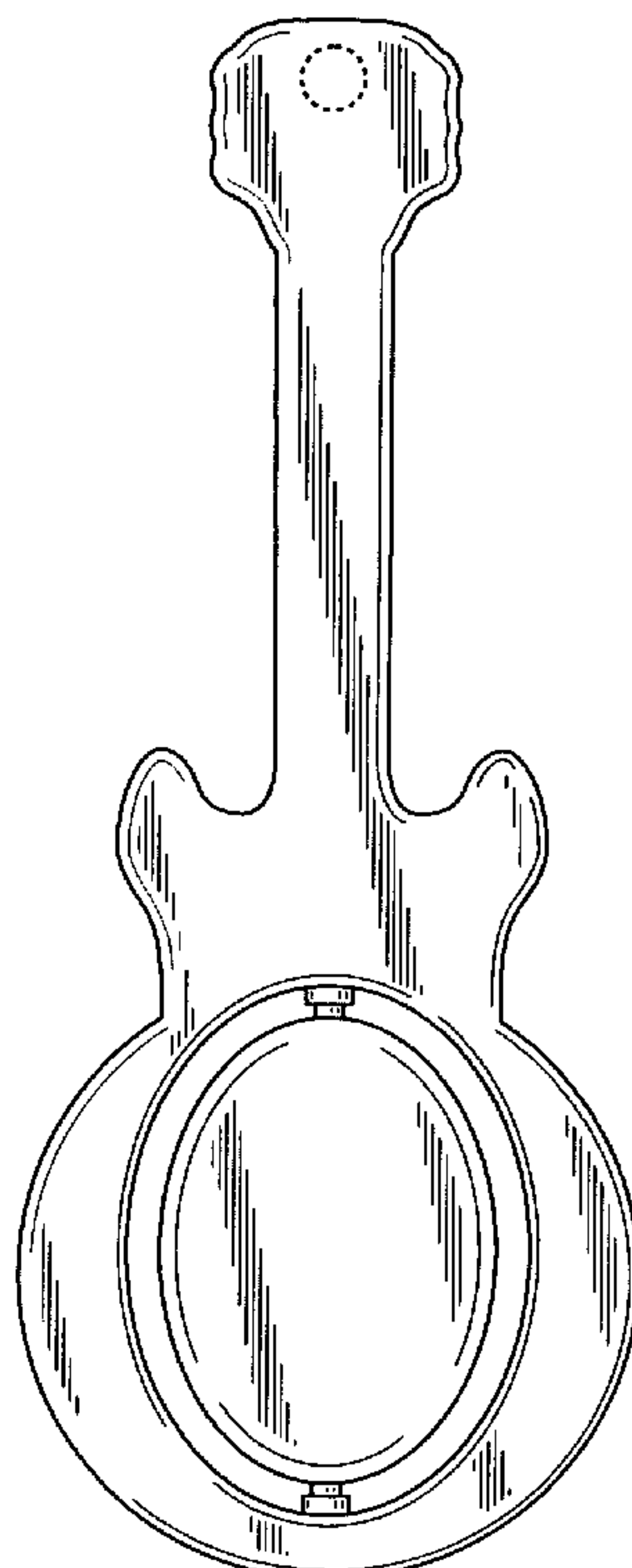
FIG. 5 is a bottom plan view thereof;

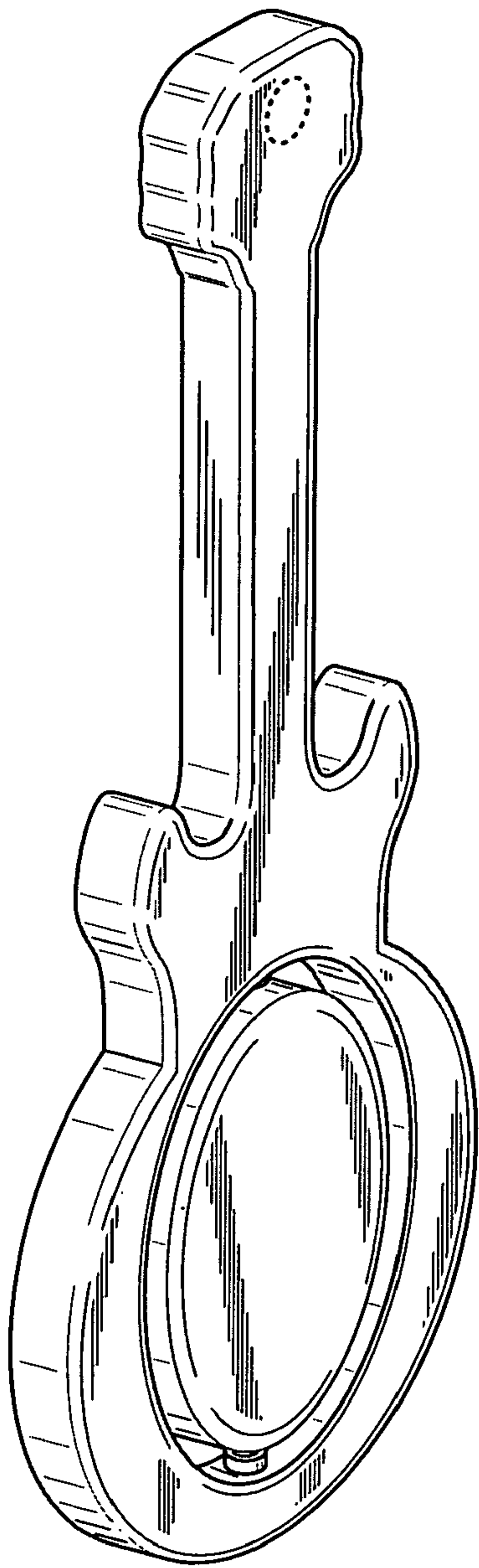
FIG. 6 is a front elevation view thereof with the spinner shown in a rotated position; and,

FIG. 7 is a bottom plan view thereof with the spinner shown in a rotated position.

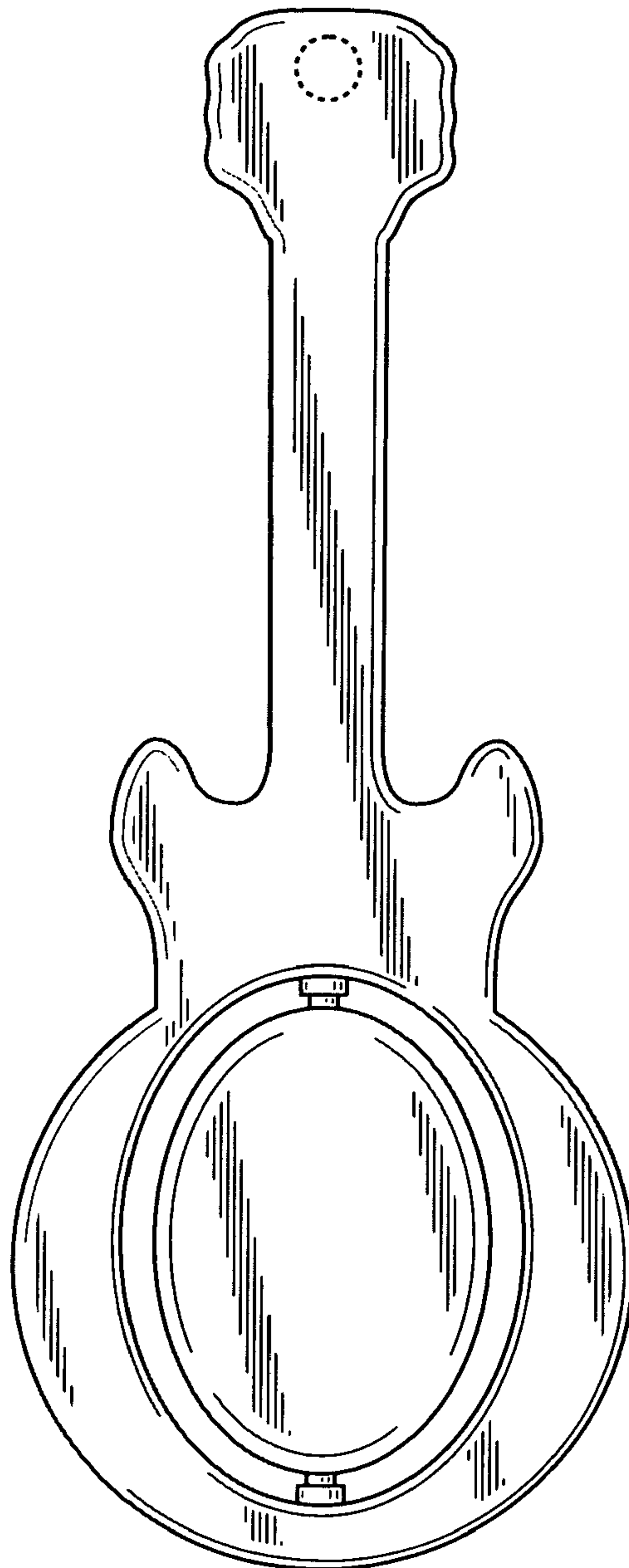
The broken line showing of an aperture is included for the purpose of illustrating environmental matter and forms no part of the claimed design.

**1 Claim, 2 Drawing Sheets**

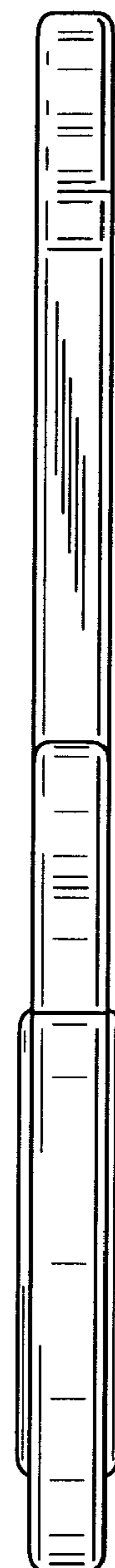




**FIG. 1**

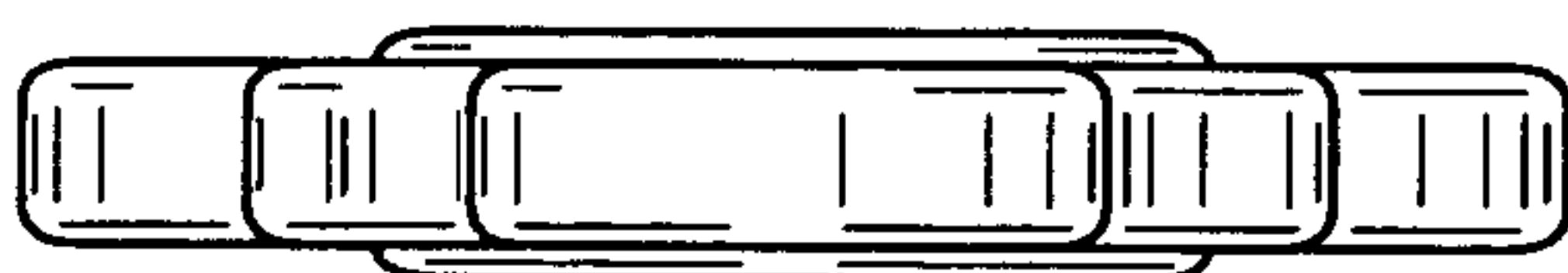


**FIG. 2**

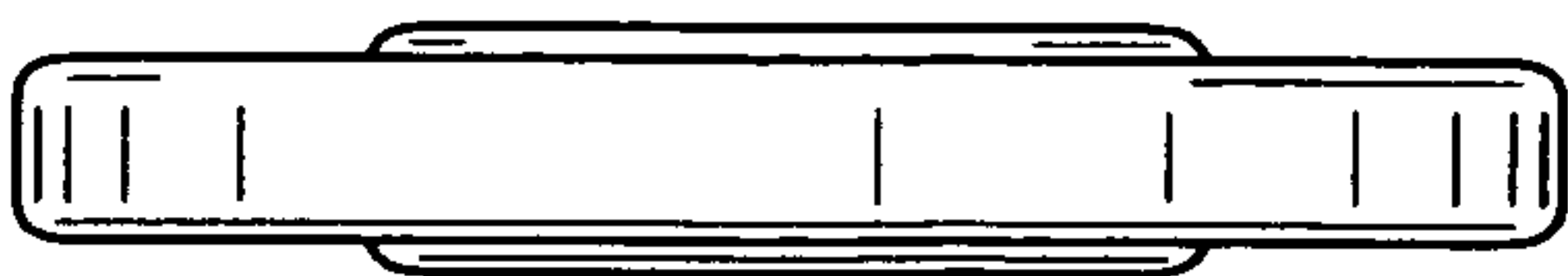


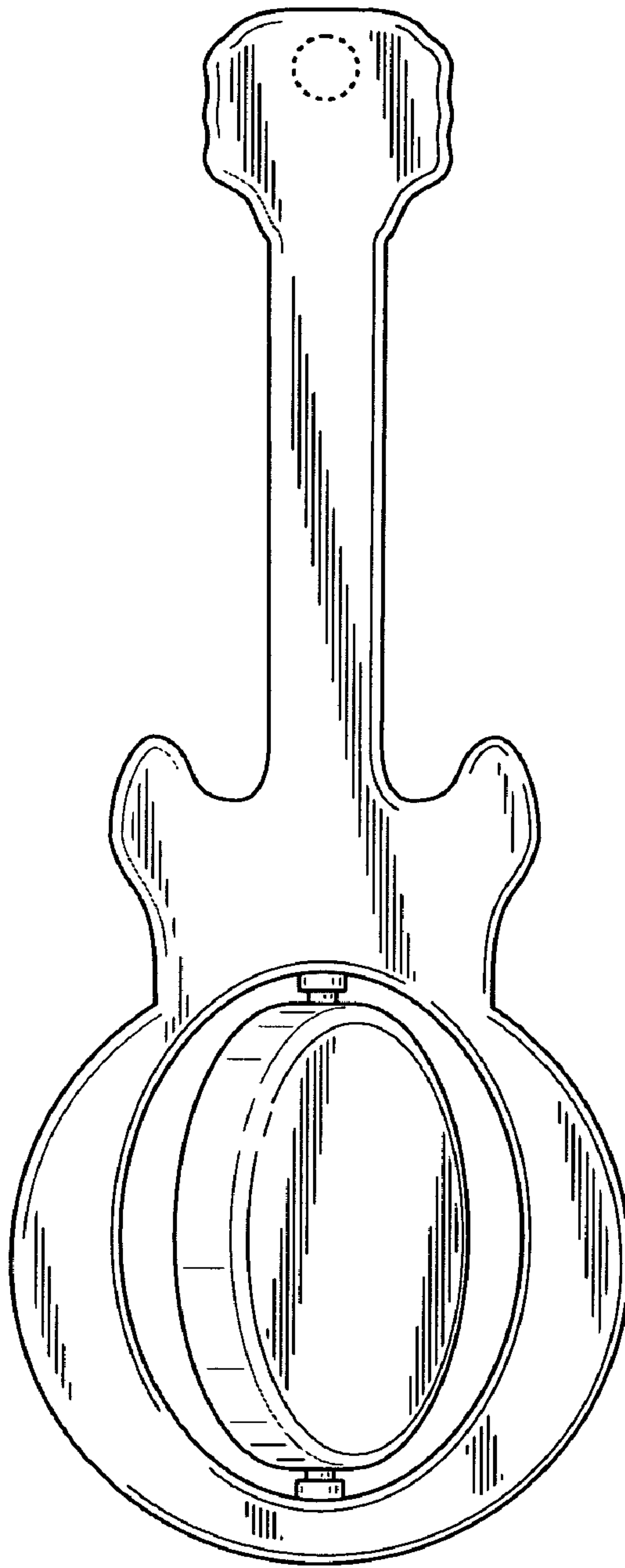
**FIG. 3**

**FIG. 4**

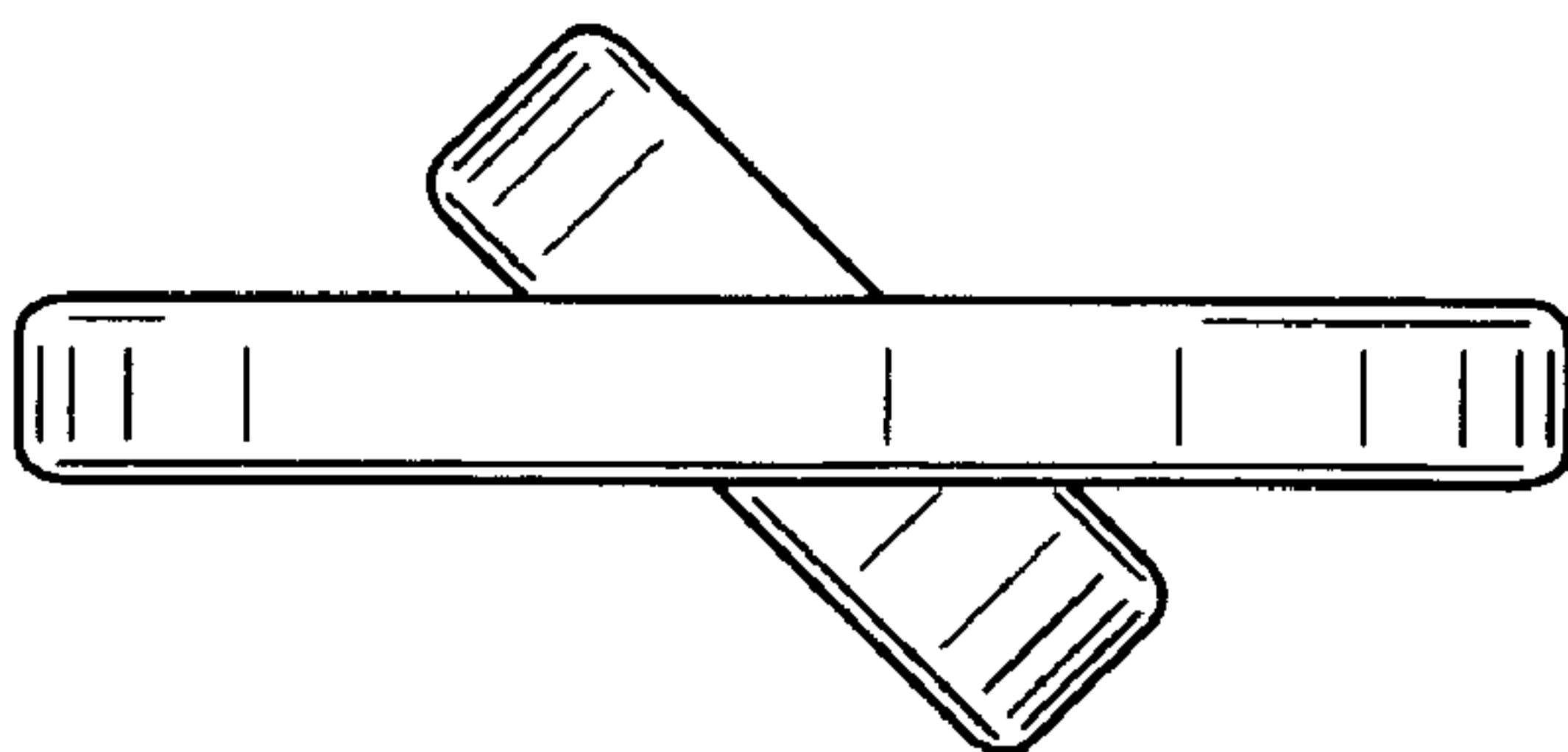


**FIG. 5**





**FIG. 6**



**FIG. 7**