



US00D626323S

(12) **United States Design Patent**  
**Matthews**

(10) **Patent No.:** **US D626,323 S**

(45) **Date of Patent:** **\*\* \*Nov. 2, 2010**

(54) **ORTHOTIC SOCK**

(75) **Inventor:** **Martin Matthews, Redruth (GB)**

(73) **Assignee:** **DM Orthotics Limited (GB)**

(\*\*) **Term:** **14 Years**

(21) **Appl. No.:** **29/350,924**

(22) **Filed:** **Nov. 25, 2009**

(30) **Foreign Application Priority Data**

May 29, 2009 (EM) ..... 001143622-0001  
May 29, 2009 (EM) ..... 001143622-0002

(51) **LOC (9) Cl.** ..... **02-04**

(52) **U.S. Cl.** ..... **D2/980**

(58) **Field of Classification Search** ..... D2/980-994,  
D2/896-897; 2/239-242, 409; D24/171,  
D24/190

See application file for complete search history.

(56) **References Cited**

**U.S. PATENT DOCUMENTS**

3,605,122 A \* 9/1971 Myers ..... 2/239  
D255,385 S \* 6/1980 Finnieston ..... D24/190  
D270,001 S \* 8/1983 Felton ..... D24/192  
D278,567 S \* 4/1985 Rasmussen ..... D29/120.1  
4,646,727 A \* 3/1987 Chambers ..... 602/3  
D364,500 S \* 11/1995 Kluttz et al. .... D2/980  
D375,196 S \* 11/1996 Kluttz et al. .... D2/993  
D378,015 S \* 2/1997 Kluttz et al. .... D2/980

D388,517 S \* 12/1997 Figueroa ..... D24/190  
D401,758 S \* 12/1998 Huff ..... D2/986  
D410,088 S \* 5/1999 Rutledge et al. .... D24/190  
6,371,933 B1 \* 4/2002 Gardon-Mollard ..... 602/62

**OTHER PUBLICATIONS**

RCD-ONLINE-Design consultation service—RCD information; 2 pages, Design No. 000630694-0001.

RCD-ONLINE-Design consultation service—RCD information; 2 pages, Design No. 000630694-0002.

\* cited by examiner

*Primary Examiner*—T. Chase Nelson

*Assistant Examiner*—Kathleen M Sims

(74) *Attorney, Agent, or Firm*—Gardner Groff Greenwald & Villanueva, PC

(57) **CLAIM**

The ornamental design for an orthotic sock, as shown and described.

**DESCRIPTION**

FIG. 1 is a perspective view of an orthotic sock according to the present invention.

FIG. 2 is a front view of the orthotic sock of FIG. 1.

FIG. 3 is a rear view of the orthotic sock of FIG. 1.

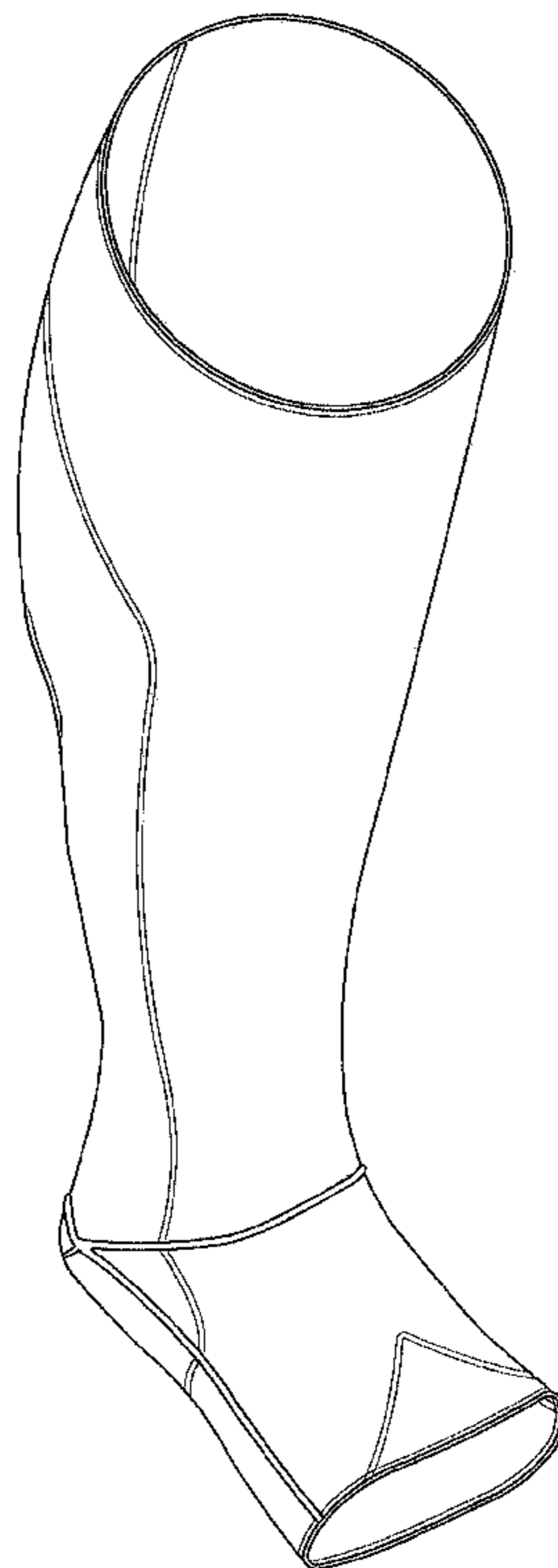
FIG. 4 is a right side view of the orthotic sock of FIG. 1.

FIG. 5 is a left side view of the orthotic sock of FIG. 1.

FIG. 6 is a top view of the orthotic sock of FIG. 1; and,

FIG. 7 is a bottom view of the orthotic sock of FIG. 1.

**1 Claim, 4 Drawing Sheets**



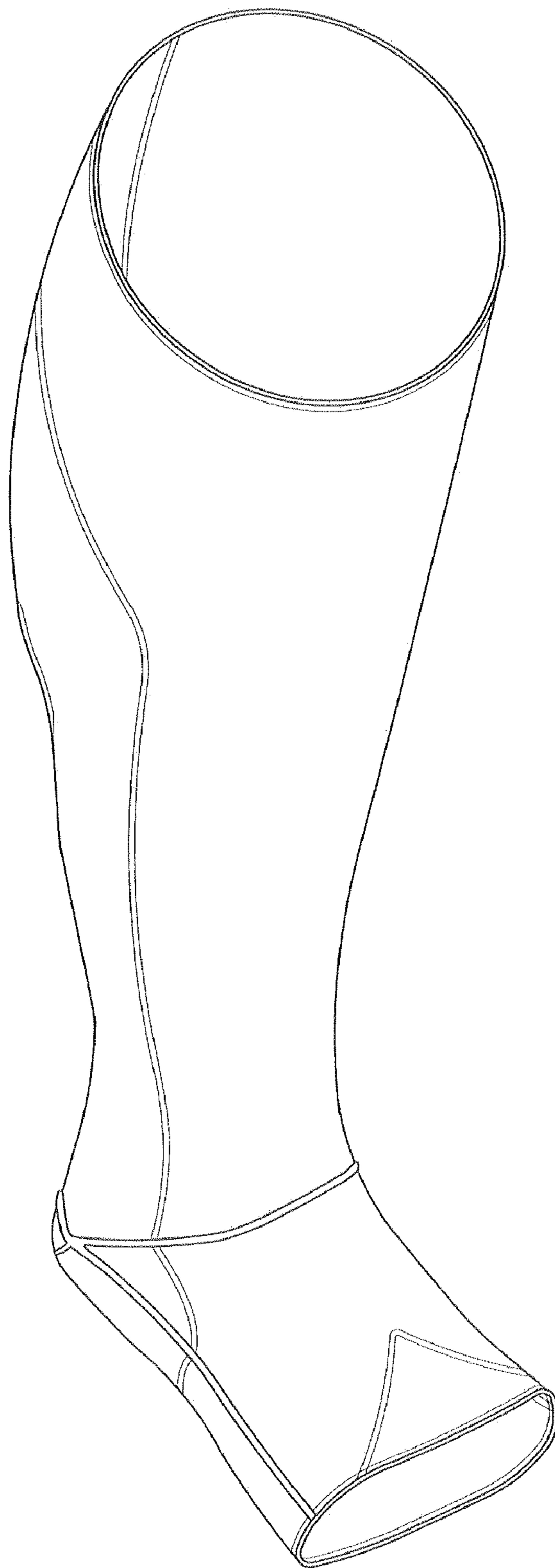


FIG. 1

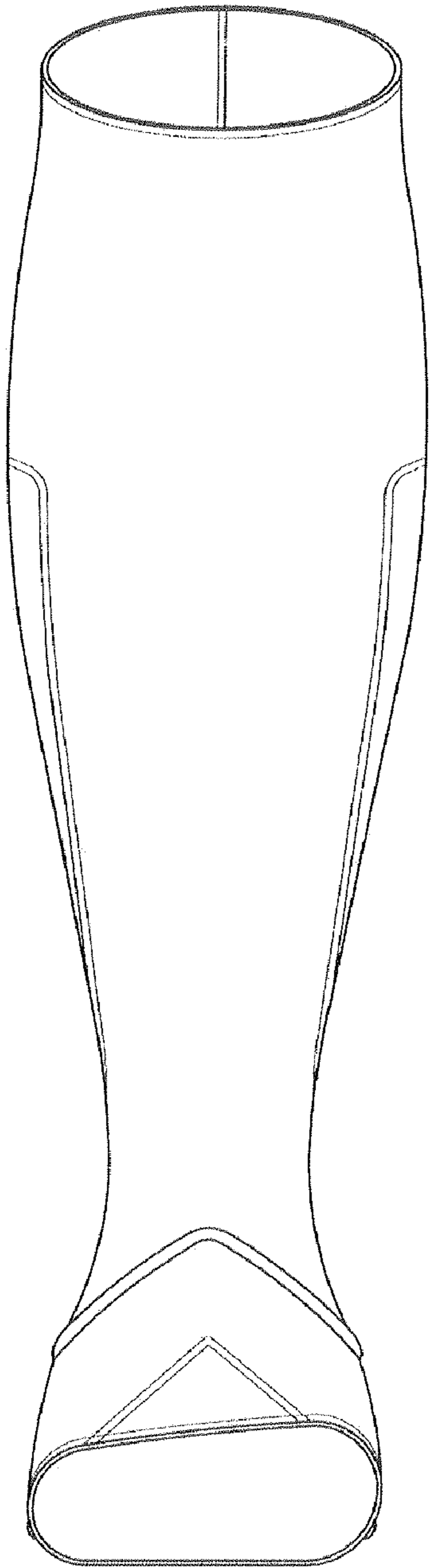


FIG. 2

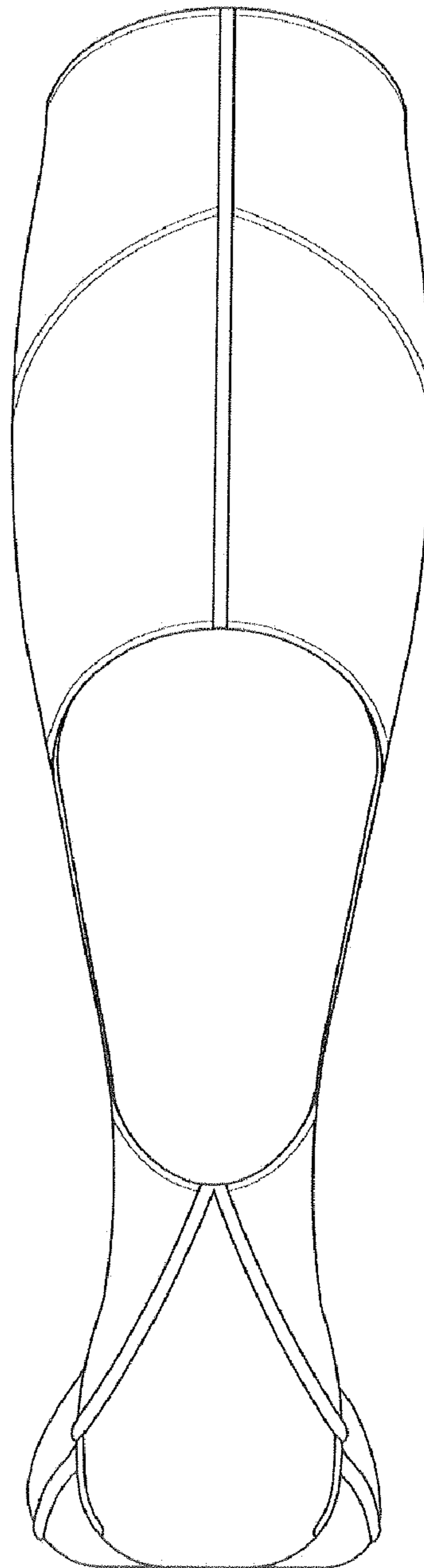


FIG. 3

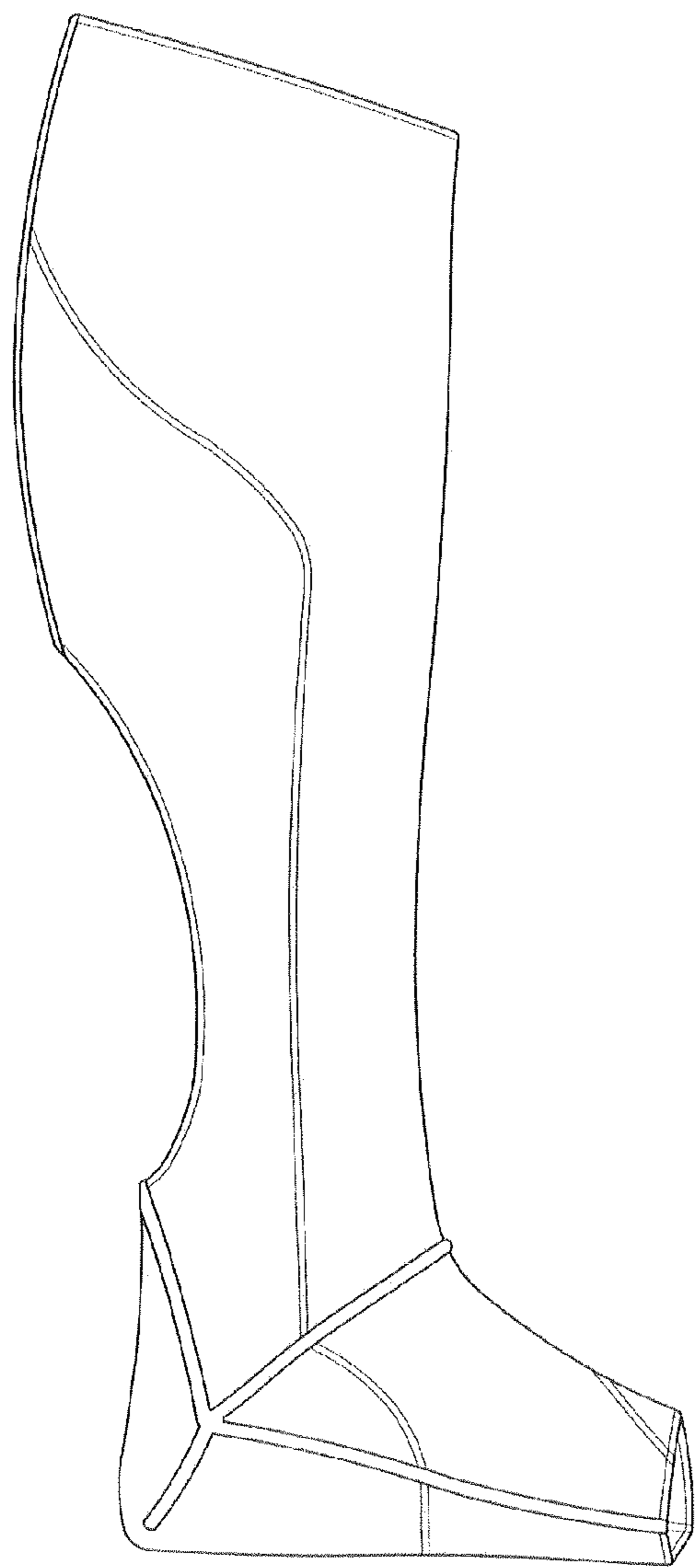


FIG. 4

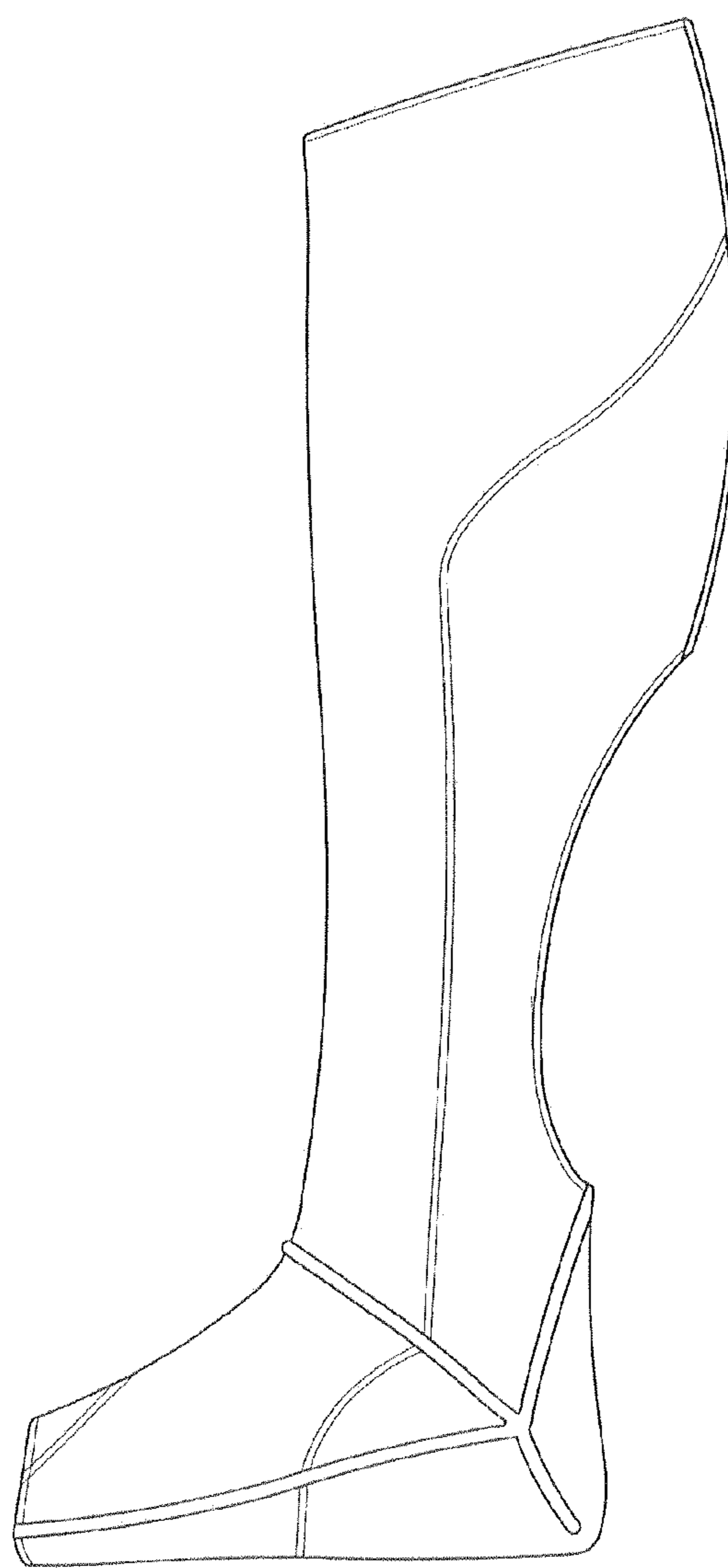


FIG. 5

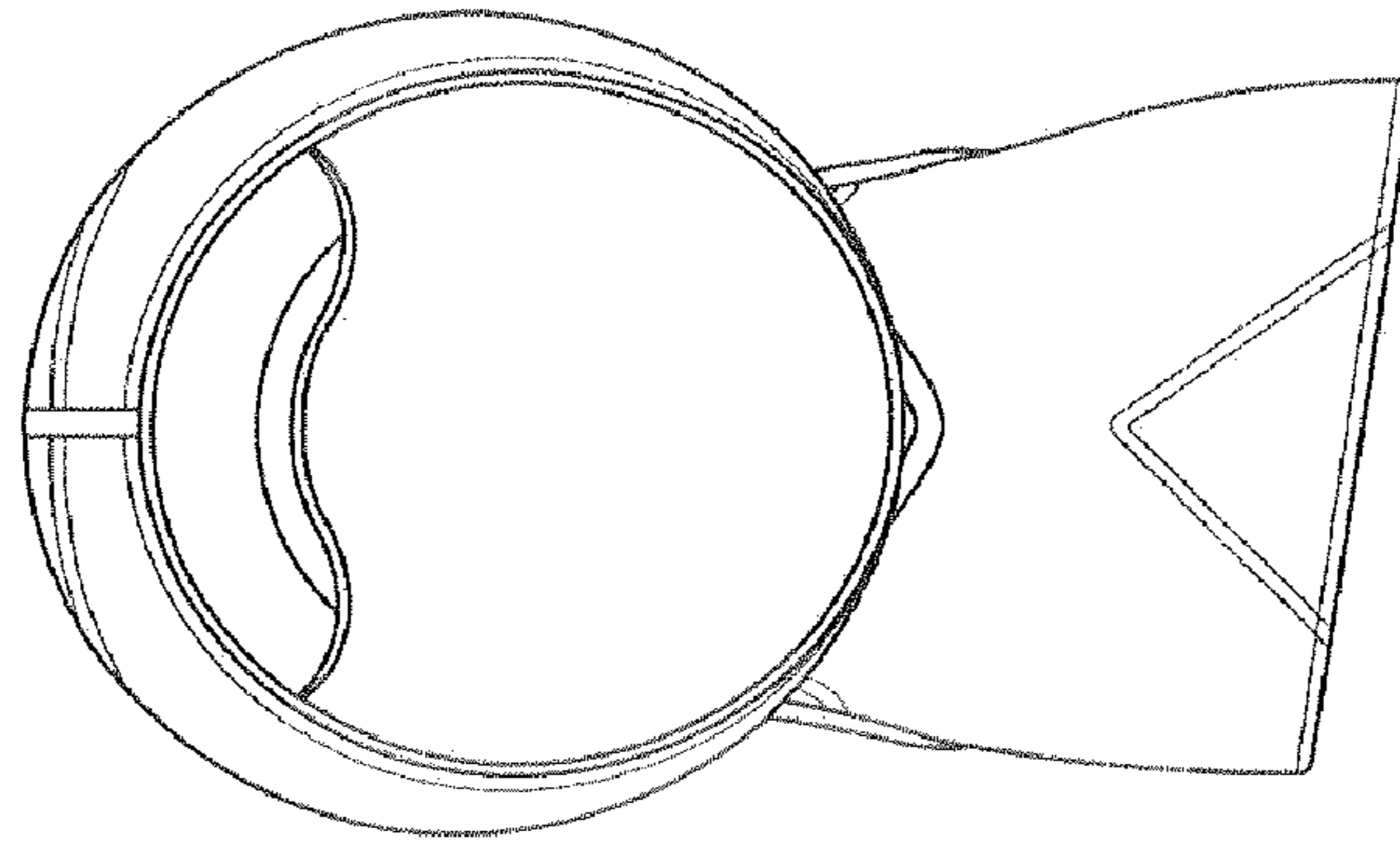


FIG. 6

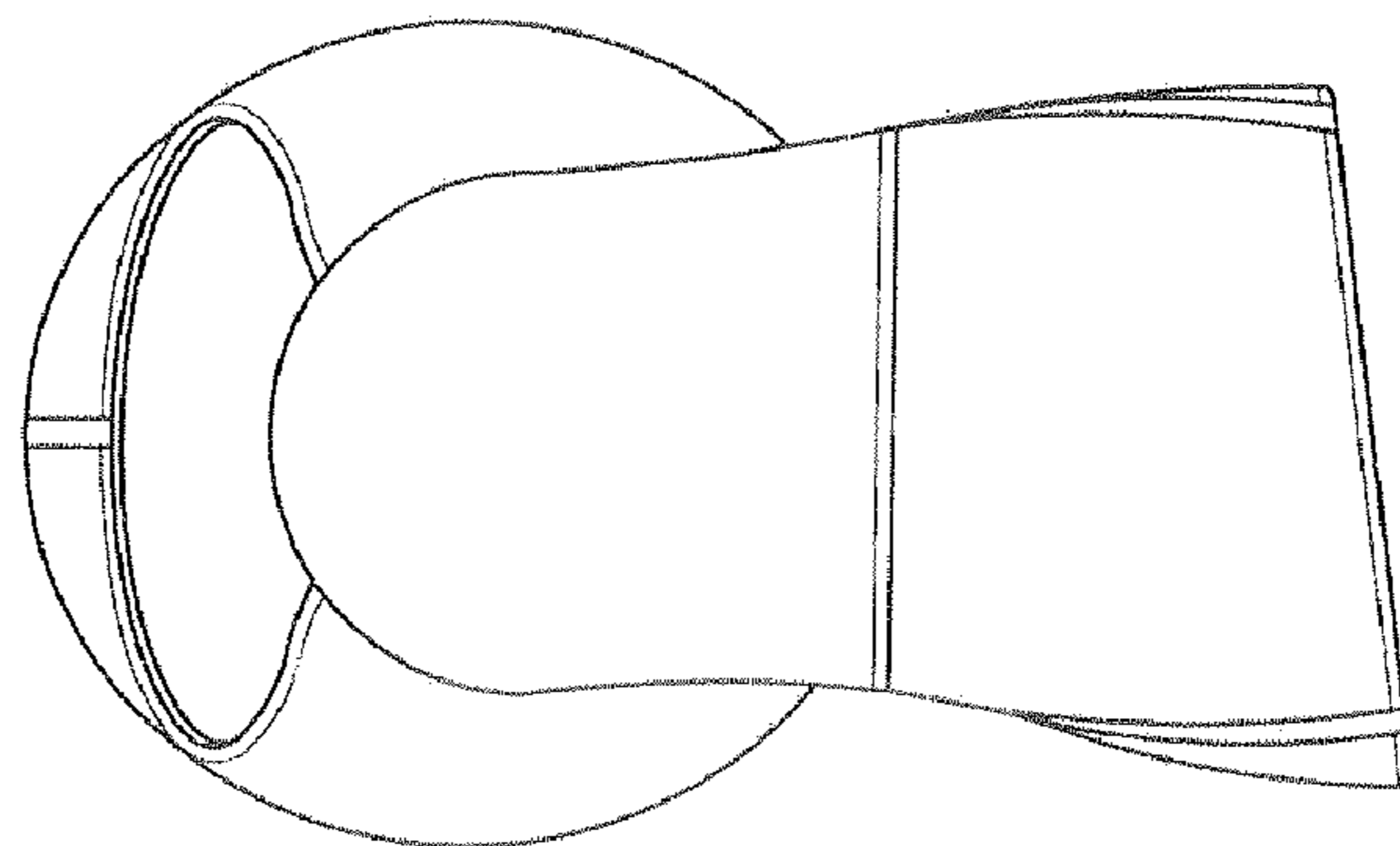


FIG. 7