



US00D626321S

(12) **United States Design Patent**
Cagner

(10) **Patent No.:** **US D626,321 S**

(45) **Date of Patent:** **** Nov. 2, 2010**

(54) **INSOLE**

(75) Inventor: **Bruce Cagner**, Hicksville, NY (US)

(73) Assignee: **BCNY International, Inc.**, Hicksville, NY (US)

(**) Term: **14 Years**

(21) Appl. No.: **29/351,920**

(22) Filed: **Dec. 14, 2009**

(51) **LOC (9) Cl.** **02-04**

(52) **U.S. Cl.** **D2/961; D2/954**

(58) **Field of Classification Search** D2/914,
D2/946-962; 36/43, 44, 71, 88, 91-94, 100,
36/101, 126, 136, 145, 154, 173

See application file for complete search history.

(56) **References Cited**

U.S. PATENT DOCUMENTS

D305,954 S	2/1990	Kin	
D306,793 S *	3/1990	Schwartz	D2/954
D319,919 S	9/1991	Niarhos	
D362,956 S	10/1995	Martin et al.	
D366,139 S	1/1996	Finn	
D399,040 S *	10/1998	Merceron	D2/954
D411,759 S	7/1999	Byrd	
D437,676 S *	2/2001	Ferrer	D2/954
D458,739 S *	6/2002	Merceron	D2/954
D474,588 S	5/2003	Dean	
D487,838 S *	3/2004	McClaskie	D2/954
D495,861 S	9/2004	Georgiou et al.	
D529,698 S	10/2006	Hikade et al.	
D548,435 S *	8/2007	McClaskie	D2/954

D559,510 S *	1/2008	McClaskie	D2/954
D560,053 S *	1/2008	McClaskie	D2/954
D566,934 S *	4/2008	Della Valle	D2/954
D576,396 S	9/2008	Wolff	
D576,780 S	9/2008	Jolicoeur	
D578,745 S *	10/2008	Kaufman	D2/954
D591,494 S	5/2009	Jolicoeur	
D595,489 S *	7/2009	McClaskie	D2/954
D599,091 S *	9/2009	Della Valle et al.	D2/954
D610,788 S *	3/2010	Della Valle	D2/954

* cited by examiner

Primary Examiner—Stella M Reid

Assistant Examiner—Keli L Hill

(74) *Attorney, Agent, or Firm*—Kane Kessler, P.C.; Paul E. Szabo

(57) **CLAIM**

The ornamental design for an insole, as shown and described.

DESCRIPTION

FIG. 1 is a perspective view of an insole showing my new design;

FIG. 2 is a top plan view thereof;

FIG. 3 is a left side elevational view thereof;

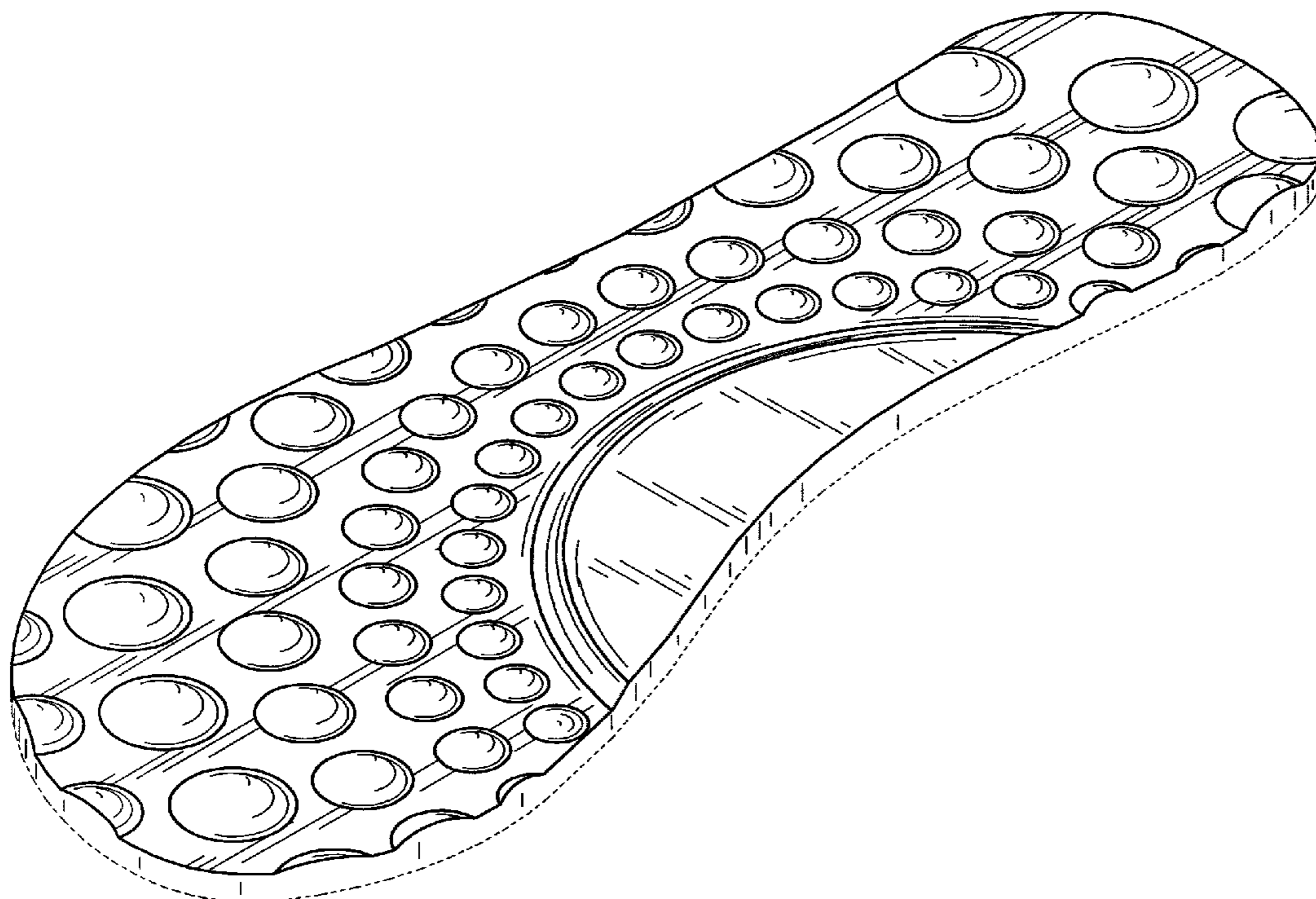
FIG. 4 is a right side elevational view thereof;

FIG. 5 is a front elevational view thereof; and,

FIG. 6 is a back elevational view thereof.

The broken lines immediately adjacent the shaded areas represent the bounds of the claimed design; the broken lines form no part of the claimed design.

1 Claim, 4 Drawing Sheets



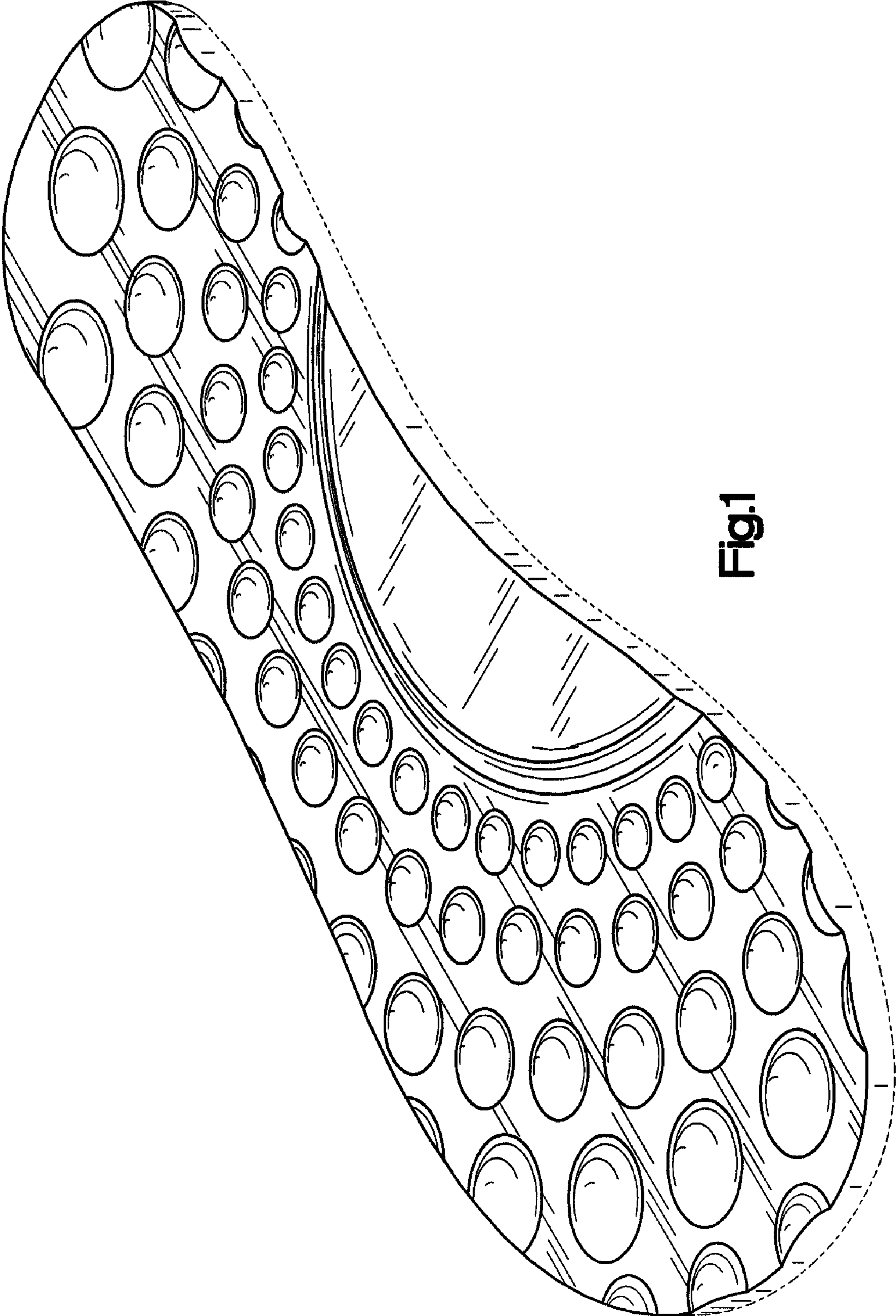


Fig.1

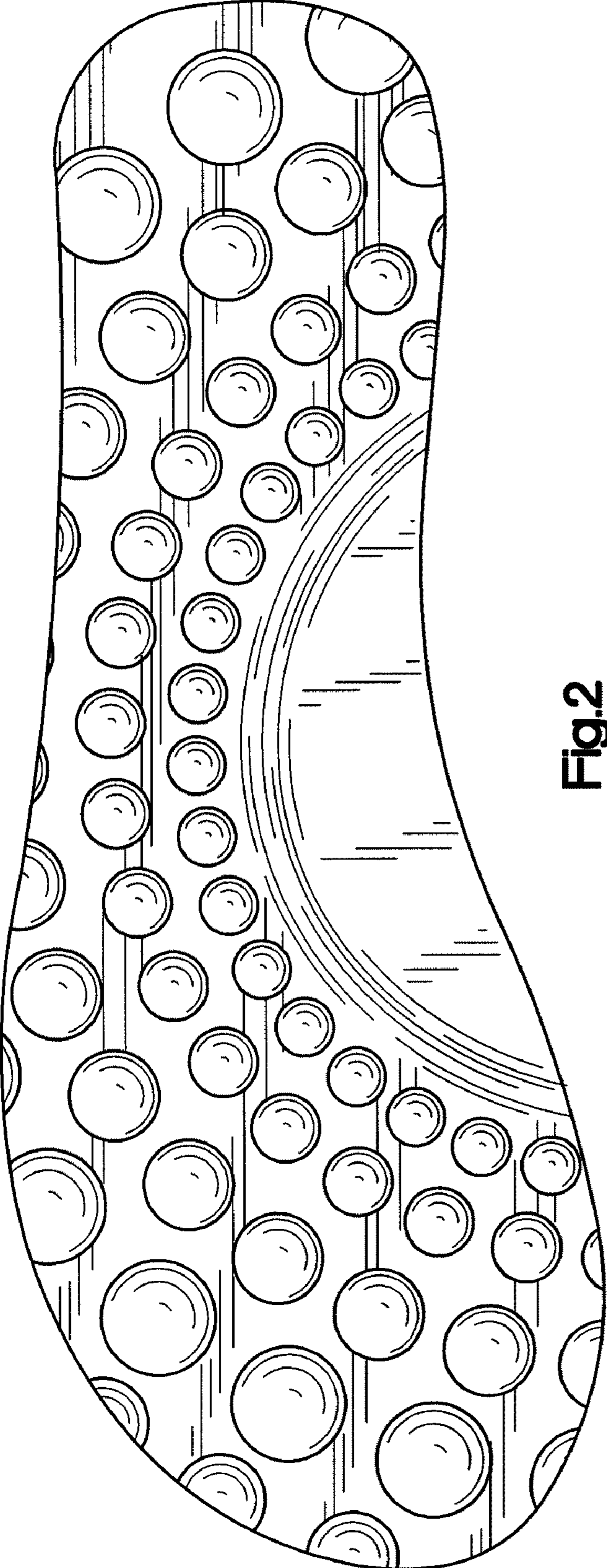


Fig.2



Fig.3



Fig.4

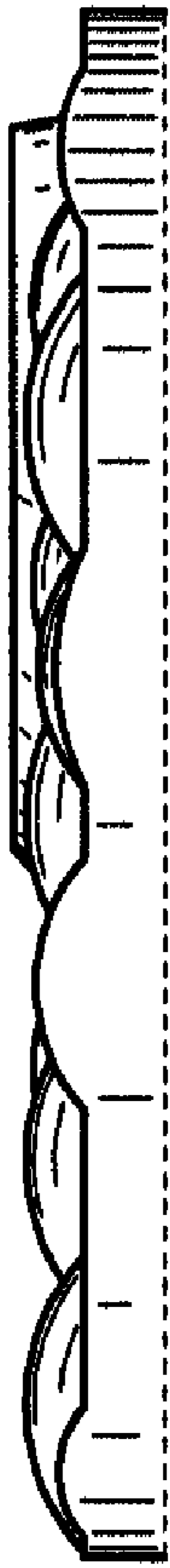


Fig.5



Fig.6