



US00D626319S

(12) **United States Design Patent**
McClaskie

(10) **Patent No.:** **US D626,319 S**
(45) **Date of Patent:** **** Nov. 2, 2010**

(54) **SHOE**
(75) **Inventor:** **Thomas E. McClaskie**, Bethlehem, PA
(US)
(73) **Assignee:** **Columbia Insurance Company**,
Omaha, NE (US)
(**) **Term:** **14 Years**

D591,942 S	5/2009	McClaskie	
D592,388 S *	5/2009	Issler	D2/952
D600,894 S *	9/2009	Issler	D2/952
D603,591 S *	11/2009	McClaskie	D2/952
D603,593 S *	11/2009	McClaskie	D2/952
D608,535 S *	1/2010	McClaskie	D2/952
D608,994 S *	2/2010	McClaskie	D2/952
D608,996 S *	2/2010	McClaskie	D2/952
D610,331 S *	2/2010	Issler	D2/952
D611,235 S *	3/2010	McClaskie	D2/952

(21) **Appl. No.:** **29/360,095**
(22) **Filed:** **Apr. 20, 2010**

* cited by examiner

Primary Examiner—Celia A Murphy
(74) *Attorney, Agent, or Firm*—St. Onge Steward Johnston & Reens LLC

(51) **LOC (9) Cl.** **02-04**
(52) **U.S. Cl.** **D2/952; D2/951; D2/953**
(58) **Field of Classification Search** **D2/947,**
D2/950, 951, 952, 953; D5/6, 32, 37; 36/22 R,
36/24.5, 25 R, 67 A, 59 C, 103
See application file for complete search history.

(57) **CLAIM**

The ornamental design for a shoe, as shown and described.

(56) **References Cited**

DESCRIPTION


U.S. PATENT DOCUMENTS

D39,152 S *	2/1908	Gattiker	D5/37
D41,885 S *	10/1911	Munier	D5/37
D44,272 S *	7/1913	Hoch	D5/37
D84,816 S	8/1931	Freudenberg	
D96,346 S *	7/1935	Sutton	D5/24
D129,914 S	10/1941	Bingham, Jr.	
D145,044 S *	6/1946	Park	D5/37
2,416,997 A *	3/1947	Hewitt	428/187
D165,206 S *	11/1951	Alexander	D5/37
D168,540 S	1/1953	Friedman et al.	
D448,576 S *	10/2001	Guillot et al.	D5/53
D495,856 S	9/2004	McClaskie	
D558,963 S	1/2008	McClaskie	
D573,345 S	7/2008	Yuson	
D590,141 S	4/2009	McClaskie	
D591,941 S	5/2009	McClaskie	

FIG. 1 is a bottom perspective view of a shoe in accordance with the new design;
FIG. 2 is a bottom view thereof;
FIG. 3 is a top view thereof;
FIG. 4 is a right side view thereof;
FIG. 5 is a left side view thereof;
FIG. 6 is a front view thereof; and,
FIG. 7 is a rear view thereof.

The shoe upper shown in broken lines in FIGS. 1-7 is for environmental purposes only and forms no part of the claimed design. The broken lines shown in each arch area of FIGS. 1 and 2 represent boundaries of the design with the lines themselves and the areas within them forming no part of the claimed design.

1 Claim, 7 Drawing Sheets






FIG. 1



FIG. 2

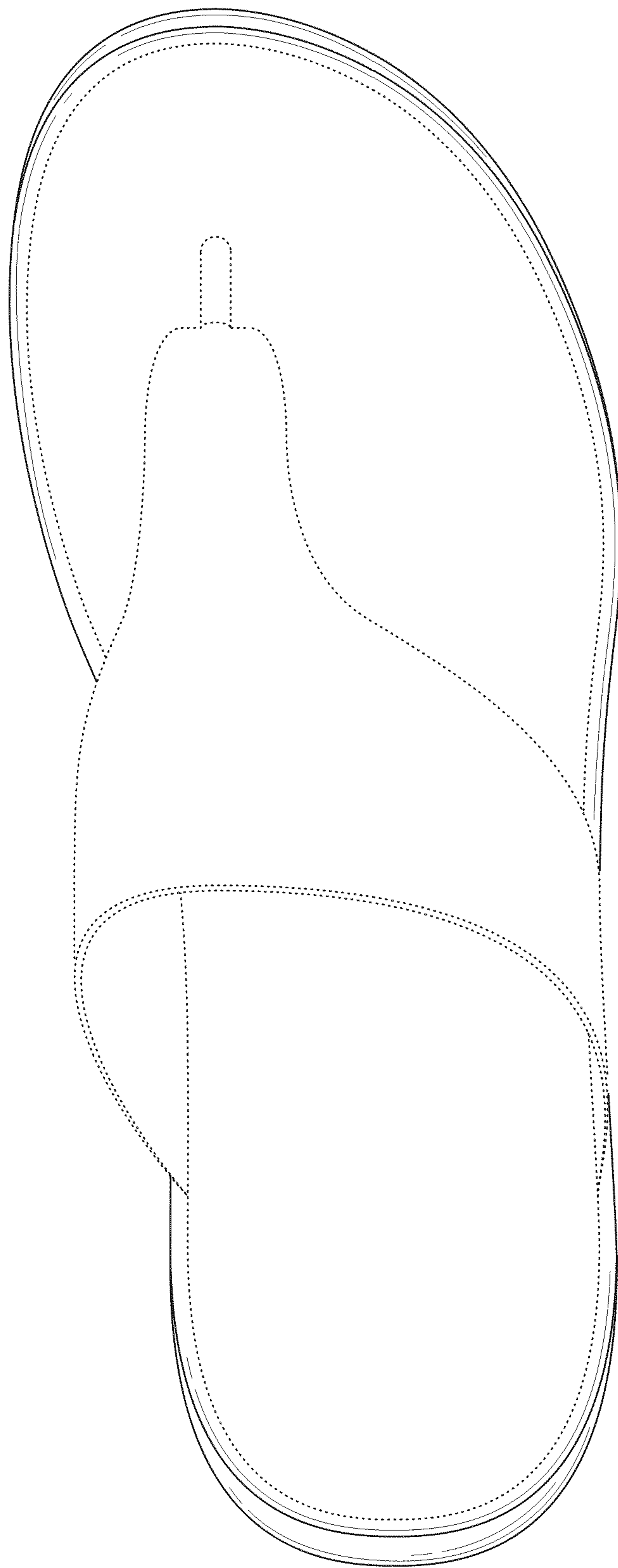


FIG. 3

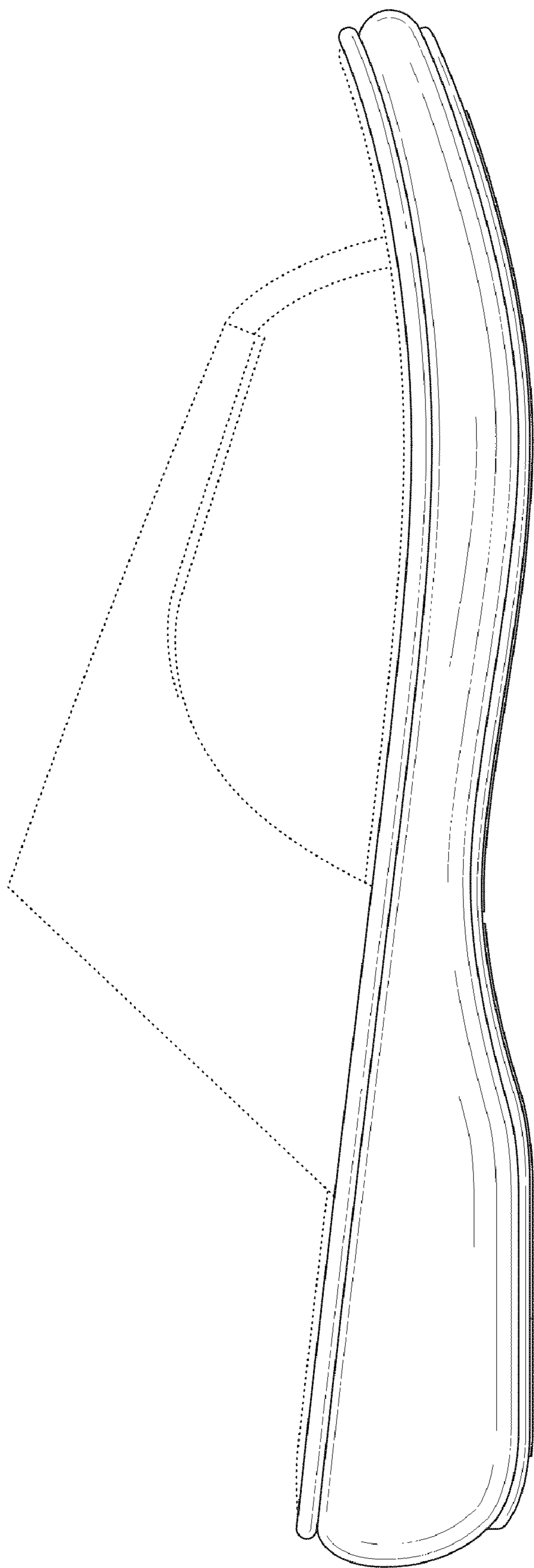


FIG. 4




FIG. 5

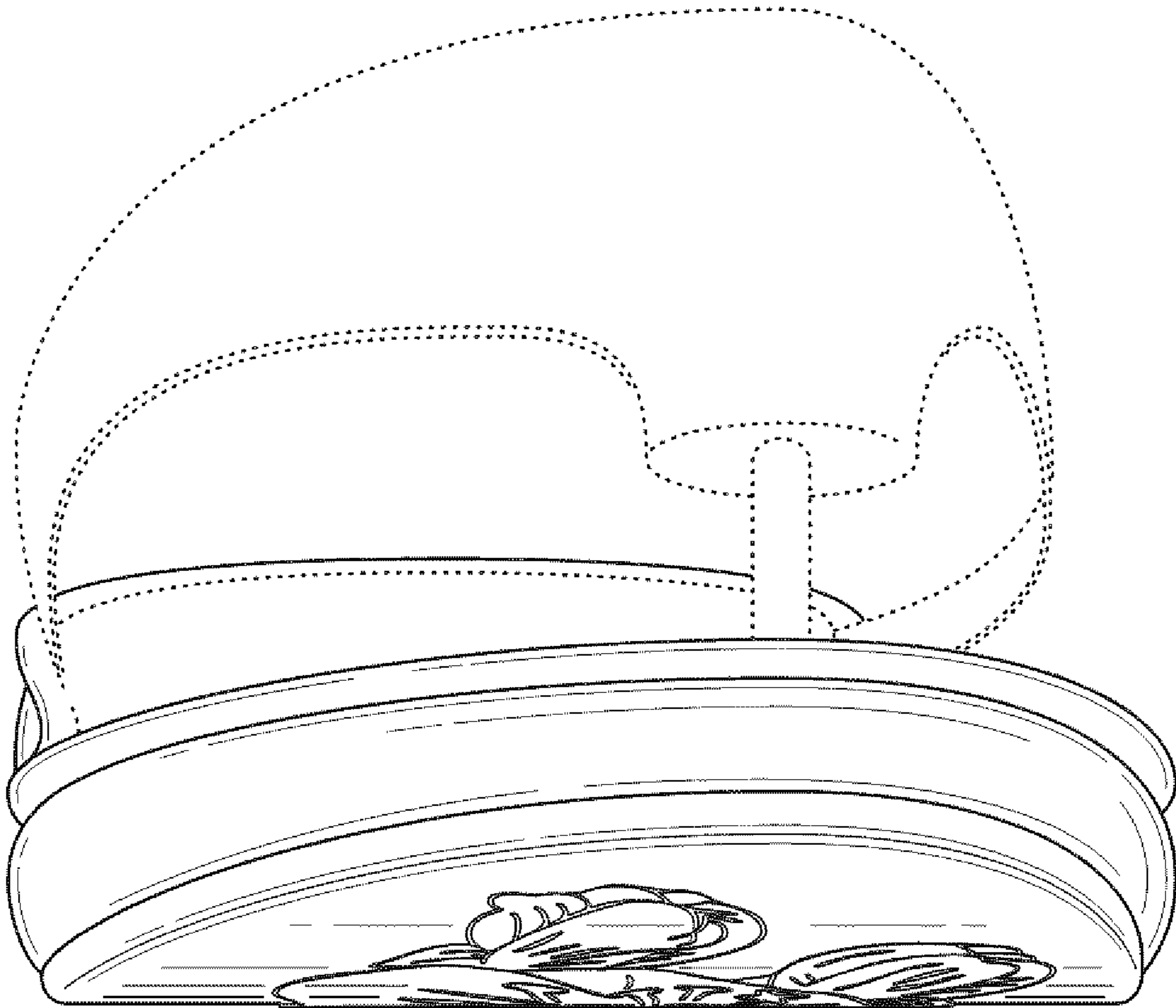


FIG. 6

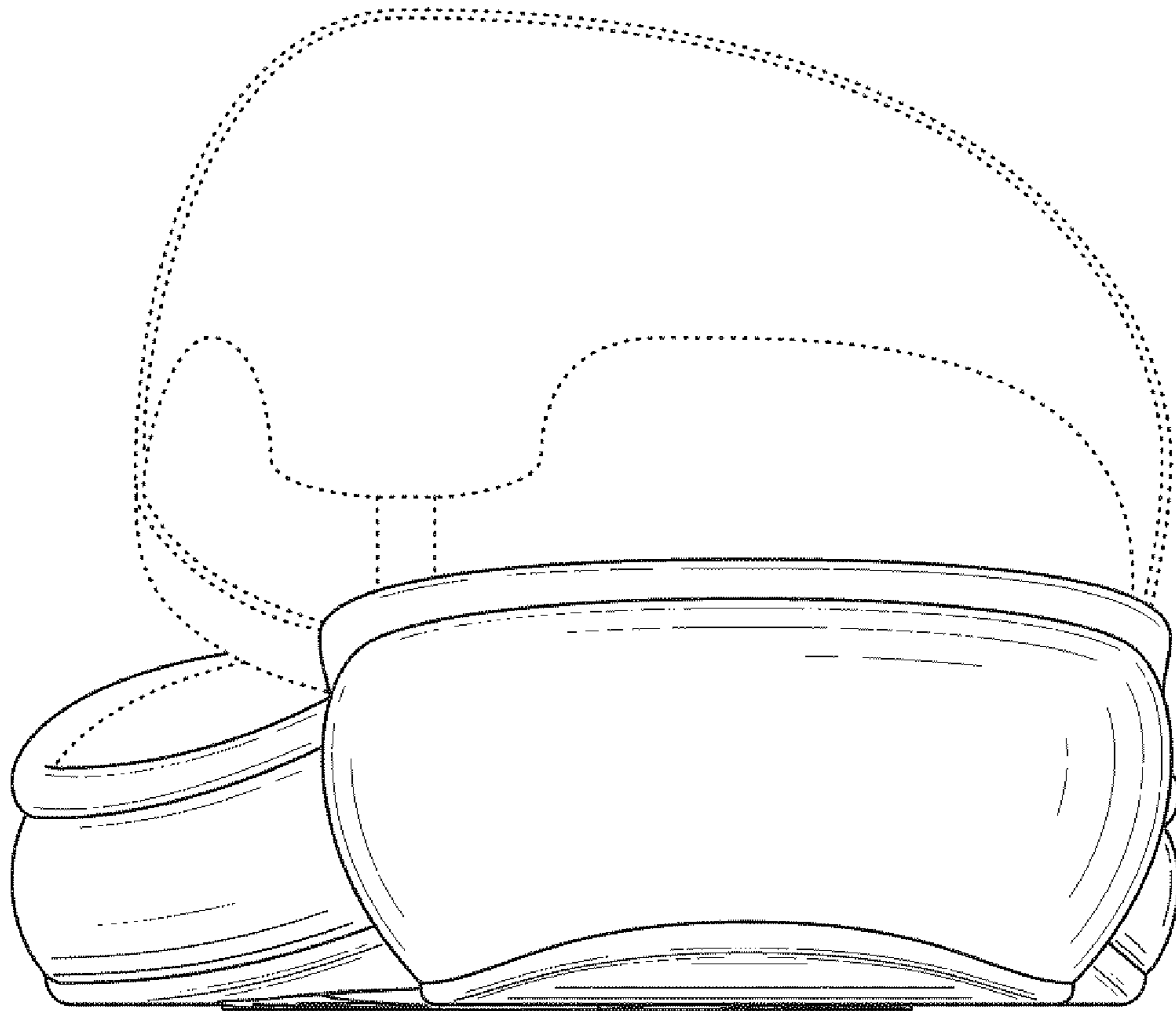


FIG. 7