

US00D626317S

(12) **United States Design Patent**
McClaskie

(10) **Patent No.:** **US D626,317 S**

(45) **Date of Patent:** **** Nov. 2, 2010**

(54) **SHOE**

(75) **Inventor:** **Thomas E. McClaskie**, Bethlehem, PA
(US)

(73) **Assignee:** **Columbia Insurance Company**,
Omaha, NE (US)

(**) **Term:** **14 Years**

(21) **Appl. No.:** **29/359,160**

(22) **Filed:** **Apr. 7, 2010**

(51) **LOC (9) Cl.** **02-04**

(52) **U.S. Cl.** **D2/952; D2/951; D2/953**

(58) **Field of Classification Search** D2/947,
D2/950, 951, 952, 953; D5/6, 32, 37; 36/22 R,
36/24.5, 25 R, 67 A, 59 C, 103
See application file for complete search history.

(56) **References Cited**

U.S. PATENT DOCUMENTS

D26,137 S	9/1896	Booz	
D144,330 S	4/1946	Walter	
D168,540 S *	1/1953	Friedman et al.	D5/66
D300,292 S *	3/1989	Shoreman et al.	D7/396.5
D553,832 S	10/2007	McClaskie	
D558,963 S	1/2008	McClaskie	
D569,083 S	5/2008	McClaskie	
D590,141 S	4/2009	McClaskie	
D591,942 S	5/2009	McClaskie	
D603,591 S *	11/2009	McClaskie	D2/952

D603,593 S *	11/2009	McClaskie	D2/952
D608,995 S *	2/2010	McClaskie	D2/952
D612,616 S *	3/2010	Sanders et al.	D5/37

* cited by examiner

Primary Examiner—Celia A Murphy

(74) *Attorney, Agent, or Firm*—St. Onge Steward Johnston &
Reens LLC

(57) **CLAIM**

The ornamental design for a shoe, as shown and described.

DESCRIPTION

FIG. 1 is a bottom perspective view of a shoe in accordance with the new design;

FIG. 2 is a left side view thereof;

FIG. 3 is a right side view thereof;

FIG. 4 is a bottom view thereof;

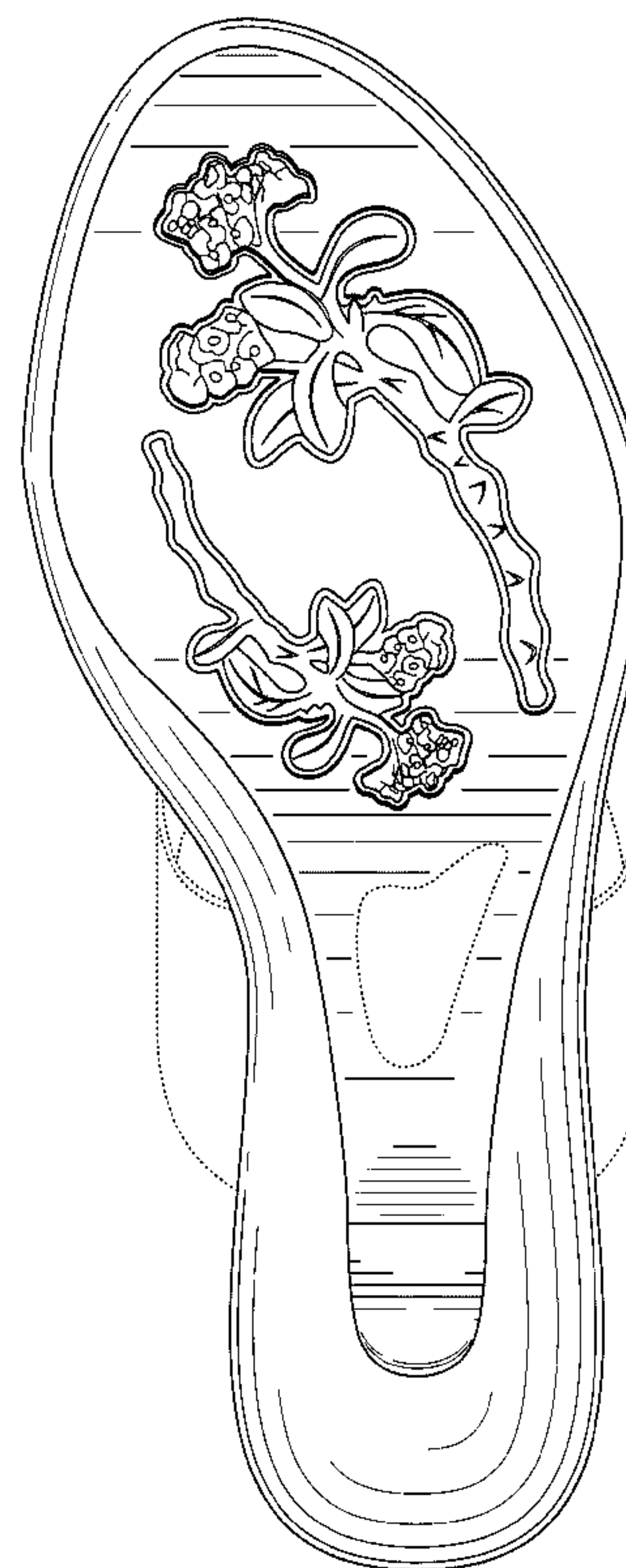

FIG. 5 is a top view thereof;

FIG. 6 is a front view thereof; and,

FIG. 7 is a rear view thereof.

The shoe upper shown in broken lines in FIGS. 1-7 is for environmental purposes only and forms no part of the claimed design. The broken lines shown in each arch area of FIGS. 1 and 4 represent boundaries of the design with the lines themselves and the areas within them forming no part of the claimed design.

1 Claim, 7 Drawing Sheets



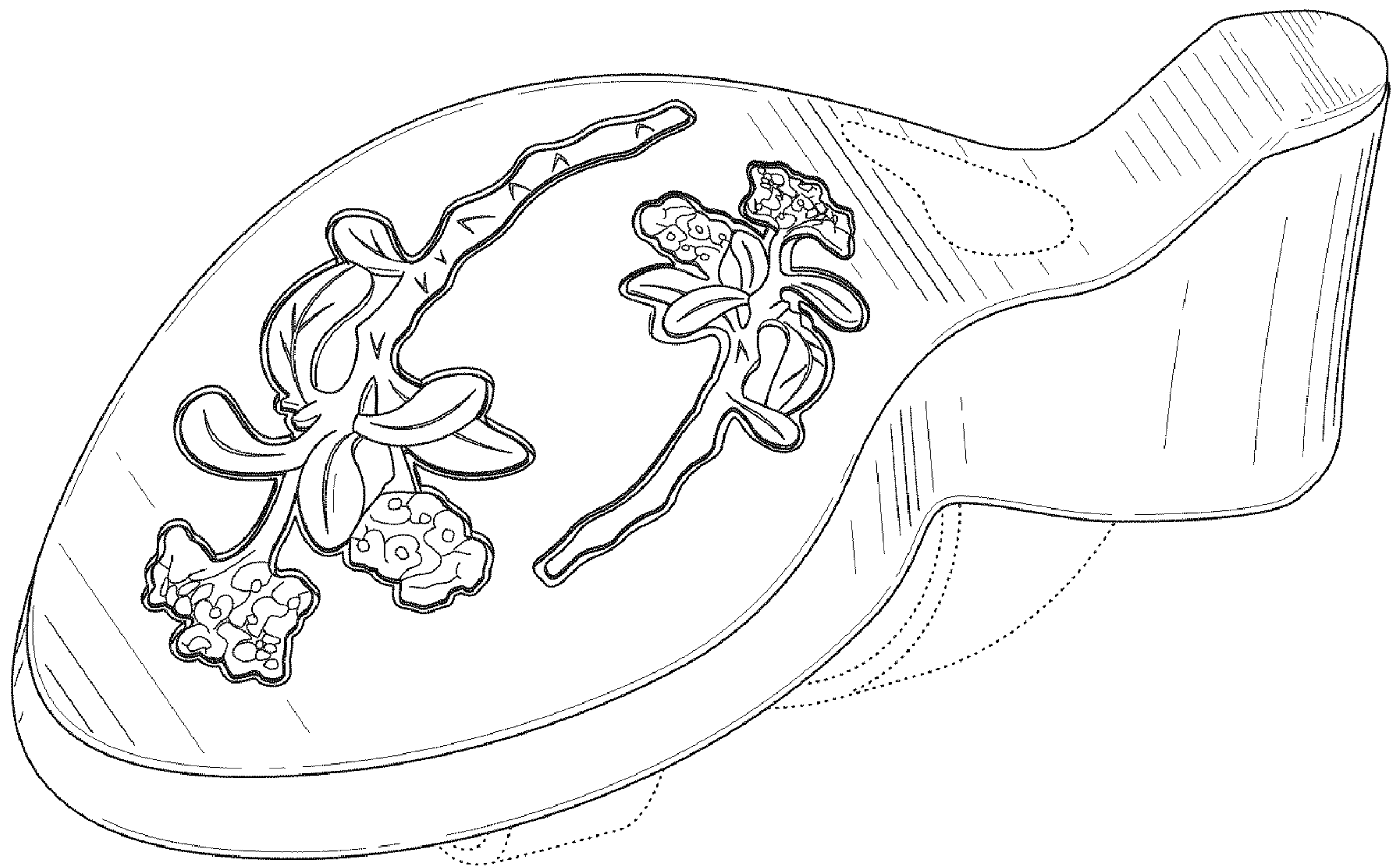


FIG. 1

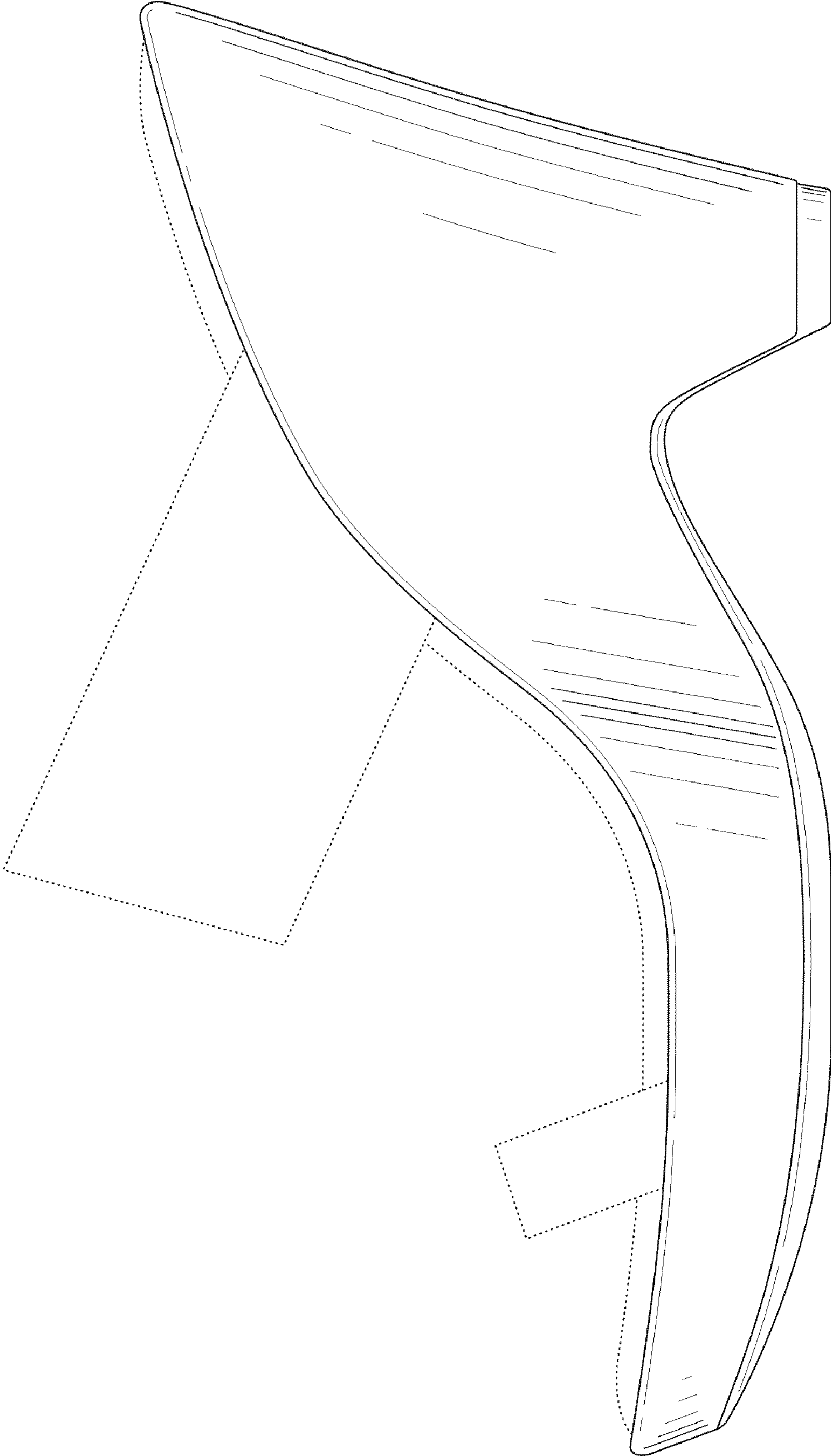


FIG. 2




FIG. 3

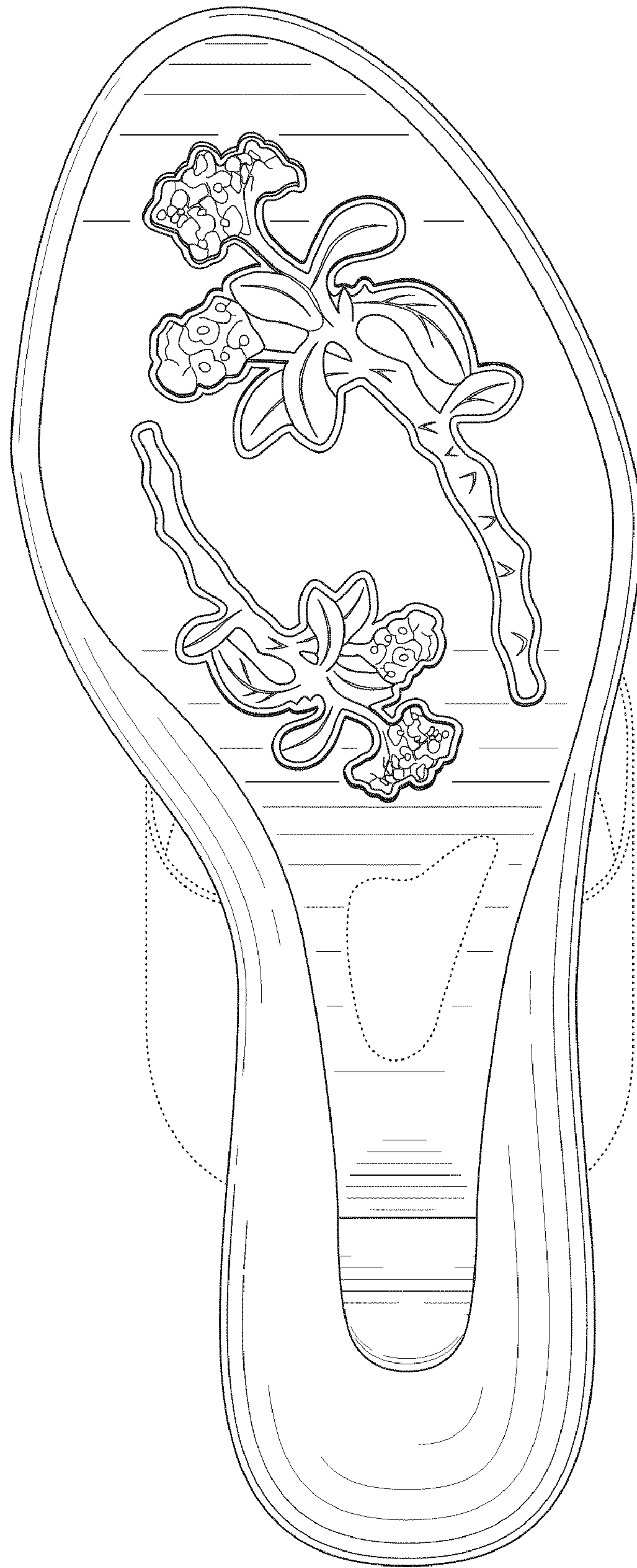


FIG. 4

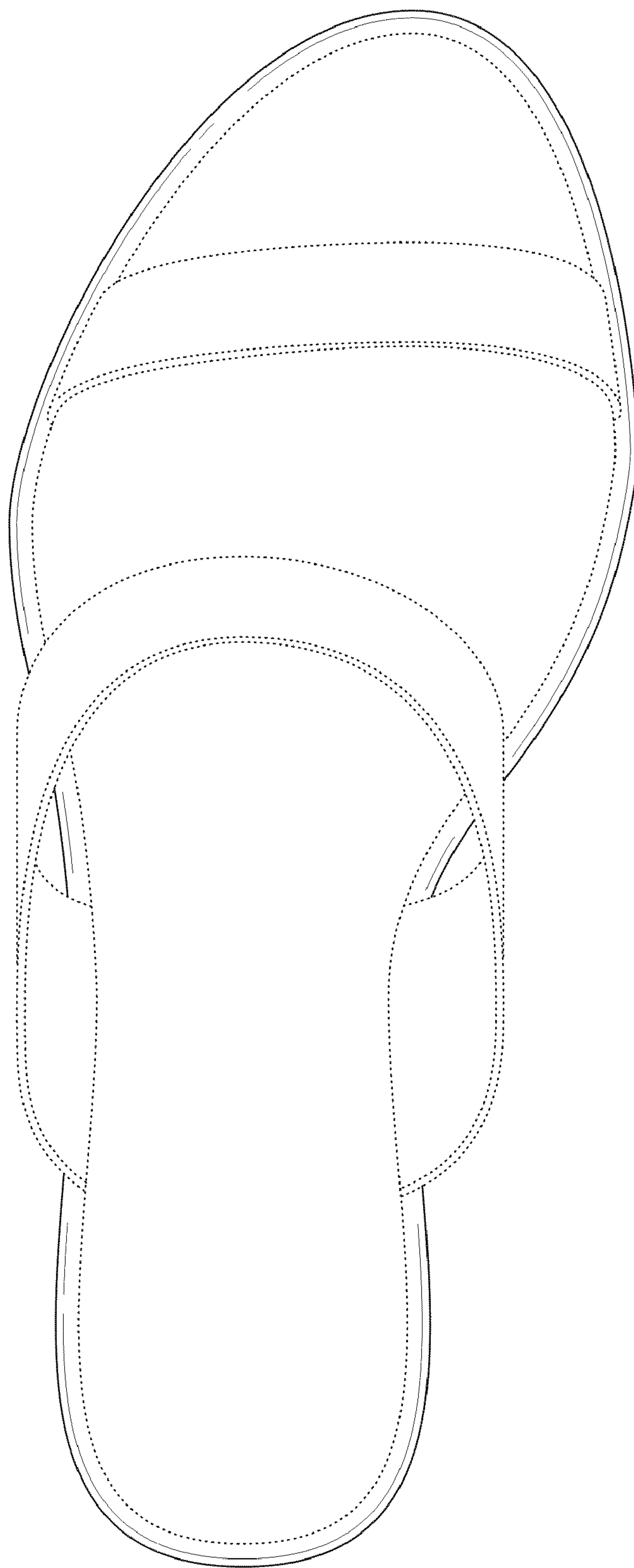


FIG. 5




FIG. 6

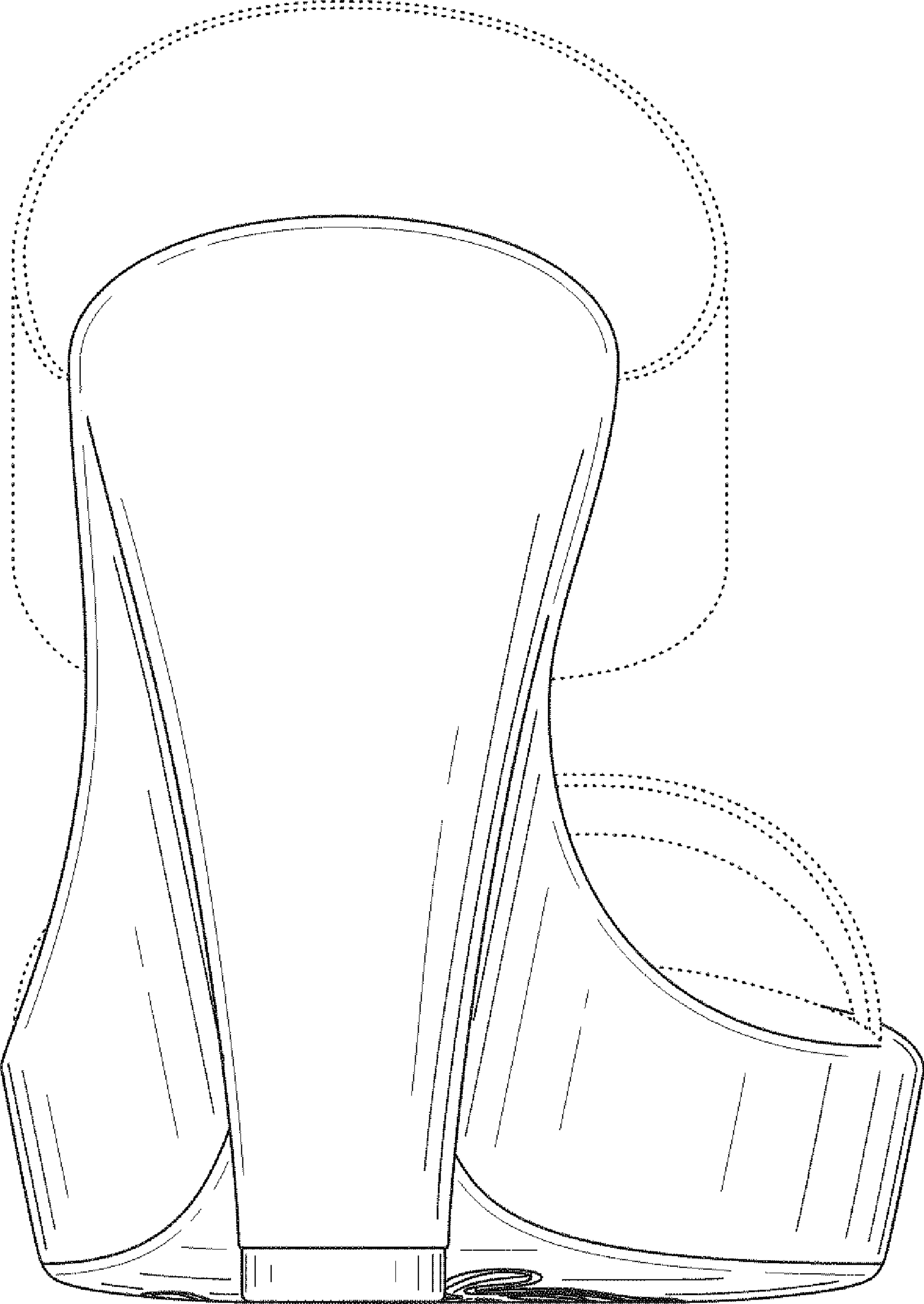


FIG. 7