



US00D626315S

(12) **United States Design Patent**
Teteriatnikov

(10) **Patent No.:** **US D626,315 S**

(45) **Date of Patent:** **** Nov. 2, 2010**

- (54) **PERIPHERY OF AN OUTSOLE**
- (75) Inventor: **Savva Teteriatnikov**, Venice, CA (US)
- (73) Assignee: **Skechers U.S.A., Inc., II**, Manhattan Beach, CA (US)
- (**) Term: **14 Years**
- (21) Appl. No.: **29/365,298**
- (22) Filed: **Jul. 7, 2010**

- D343,281 S 1/1994 James
- D345,243 S 3/1994 Hatfield
- D351,716 S 10/1994 Kawasaki
- D375,830 S 11/1996 Bianchini
- D379,861 S 6/1997 Wunsch
- D394,141 S 5/1998 Takaoka et al.
- D402,795 S 12/1998 Moll et al.
- D405,241 S 2/1999 Gillespie
- D405,242 S 2/1999 Gillespie
- D416,378 S 11/1999 McNaught
- D422,128 S 4/2000 Adler
- D426,372 S 6/2000 Price
- D430,723 S 9/2000 Kim
- D432,292 S 10/2000 Kim
- D434,547 S 12/2000 Kim
- D437,675 S 2/2001 Dahlsten
- D438,368 S 3/2001 Akhidime

Related U.S. Application Data

- (62) Division of application No. 29/355,180, filed on Feb. 3, 2010, now Pat. No. Des. 621,142.

- (51) **LOC (9) Cl.** **02-99**
- (52) **U.S. Cl.** **D2/946; D2/947**
- (58) **Field of Classification Search** D2/896,
D2/902, 903, 906-908, 946, 947, 951-960,
D2/964, 977; 36/25 R-25 A
See application file for complete search history.

(Continued)

Primary Examiner—Dominic Simone
(74) *Attorney, Agent, or Firm*—Marshall A. Lerner; Marvin H. Kleinberg; Kleinberg & Lerner, LLP

(56) **References Cited**

U.S. PATENT DOCUMENTS

- D248,429 S 7/1978 Inohara
- D249,298 S 9/1978 Senter
- D262,581 S 1/1982 Chevallereau
- D273,437 S 4/1984 Kohno
- 4,559,723 A 12/1985 Hamy et al.
- D288,261 S 2/1987 Palacio
- D291,146 S 8/1987 Selbiger
- D293,158 S 12/1987 Campbell
- 4,766,681 A 8/1988 O'Rourke et al.
- D301,385 S 6/1989 Weiner
- D301,386 S 6/1989 Weiner
- D301,798 S 6/1989 Jonah
- D326,762 S 6/1992 Kiyosawa
- D328,968 S 9/1992 Tinker
- D332,346 S 1/1993 Hatfield et al.
- D334,655 S 4/1993 McDonald
- D339,222 S 9/1993 Hatfield et al.
- D339,464 S 9/1993 Teague
- D341,709 S 11/1993 Hatfield et al.


(57) **CLAIM**

The ornamental design for a periphery of an outsole, as shown and described.

DESCRIPTION

FIG. 1 is a perspective view of a periphery of an outsole in accordance with my new design.
FIG. 2 is a left side view thereof;
FIG. 3 is a right side view thereof; and
FIG. 4 is a top plan view thereof.
FIG. 5 is a rear elevation view thereof; and,
FIG. 6 is a front elevation view thereof.
Broken lines in the figures are for illustrative purposes only and form no part of the claimed invention.

1 Claim, 5 Drawing Sheets



US D626,315 S

Page 2

U.S. PATENT DOCUMENTS

D473,047 S	4/2003	Wilson	
D476,796 S	7/2003	Meza et al.	
D487,610 S	3/2004	Lin	
D492,095 S	6/2004	Sanchez et al.	
D492,096 S	6/2004	Sanchez et al.	
D492,472 S	7/2004	Ortuno Santa	
D495,128 S	8/2004	Avar	
D495,129 S	8/2004	Allen	
D497,473 S	10/2004	Martinez	
D497,708 S	11/2004	Granger et al.	
D498,350 S	11/2004	Recchi	
D498,576 S	11/2004	McClaskie	
D498,901 S	11/2004	Hawker et al.	
D498,905 S *	11/2004	Wilson D2/977
D500,914 S	1/2005	Ammon	
D507,694 S	7/2005	Recchi	
D516,786 S	3/2006	Besanceney, III	
D518,285 S	4/2006	Schoenborn et al.	
D519,720 S	5/2006	Lin	
D527,877 S	9/2006	Robinson, Jr. et al.	
D541,020 S	4/2007	McClaskie	
D547,939 S *	8/2007	Link D2/977
D552,335 S	10/2007	Matis et al.	
7,281,343 B2	10/2007	Riha et al.	
D555,348 S	11/2007	Bettencourt	
D555,891 S *	11/2007	Bettencourt D2/977
D556,986 S	12/2007	Horne et al.	
D556,989 S	12/2007	Horne et al.	
D557,481 S	12/2007	Hui	
D558,971 S	1/2008	Wu	
D559,508 S	1/2008	Cintron	
D559,509 S *	1/2008	Hayes D2/977
D568,588 S	5/2008	Dolce et al.	
D575,035 S	8/2008	Hoyt	
D577,180 S	9/2008	Della Valle	
D577,478 S	9/2008	Peveto et al.	
D578,744 S *	10/2008	Earle D2/946
D581,641 S	12/2008	Bathke, Jr.	
D582,133 S	12/2008	Del Biondi	
D584,033 S	1/2009	Dolce et al.	
D584,040 S	1/2009	McDade et al.	
D593,742 S	6/2009	Issler	
D594,639 S	6/2009	Alfaro	
D595,484 S	7/2009	Purdom et al.	
D596,386 S	7/2009	Brambilla	
D599,102 S *	9/2009	Purdom et al. D2/977
D607,188 S *	1/2010	Teteriatnikov D2/946

* cited by examiner

FIG. 1

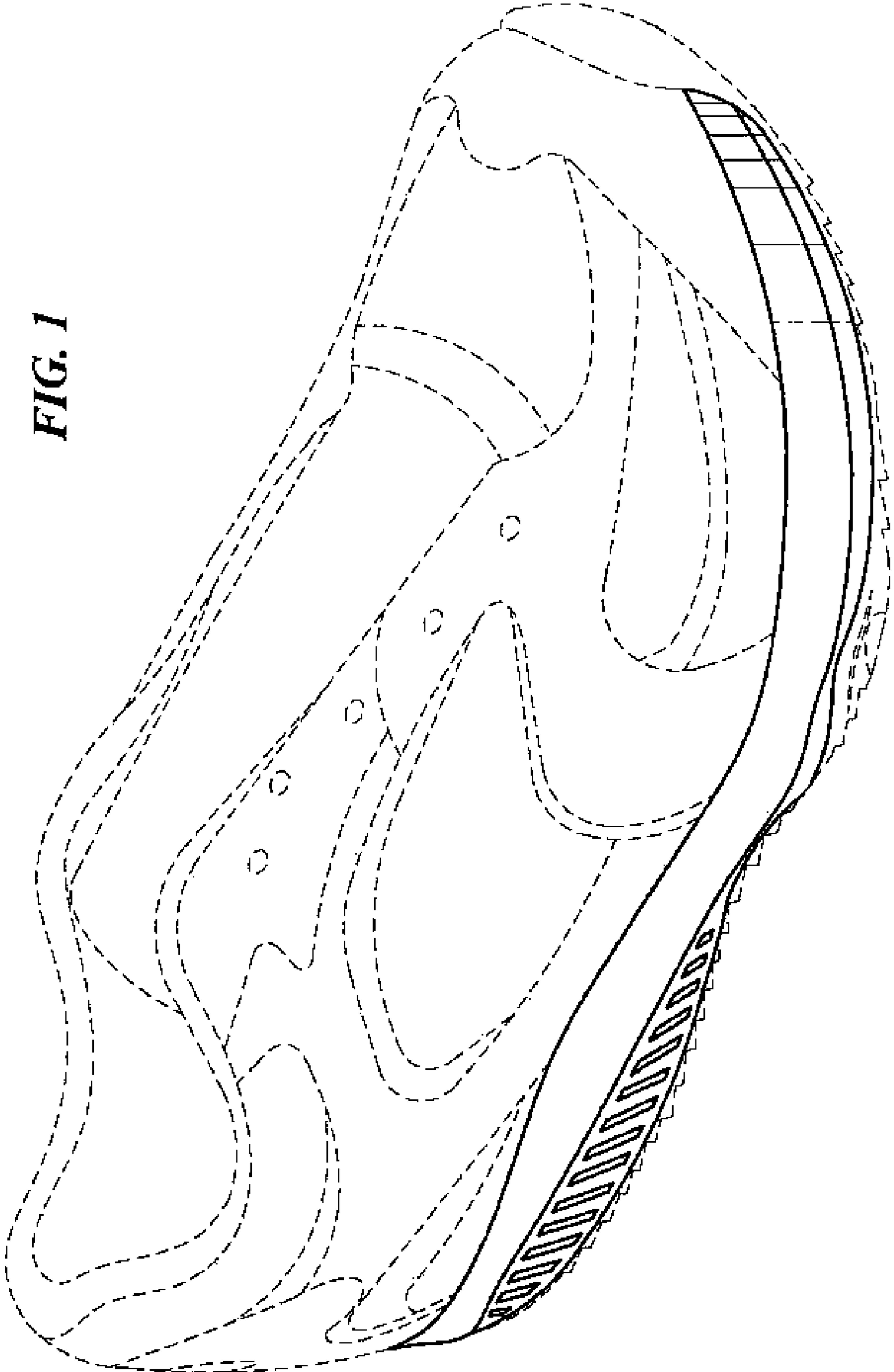
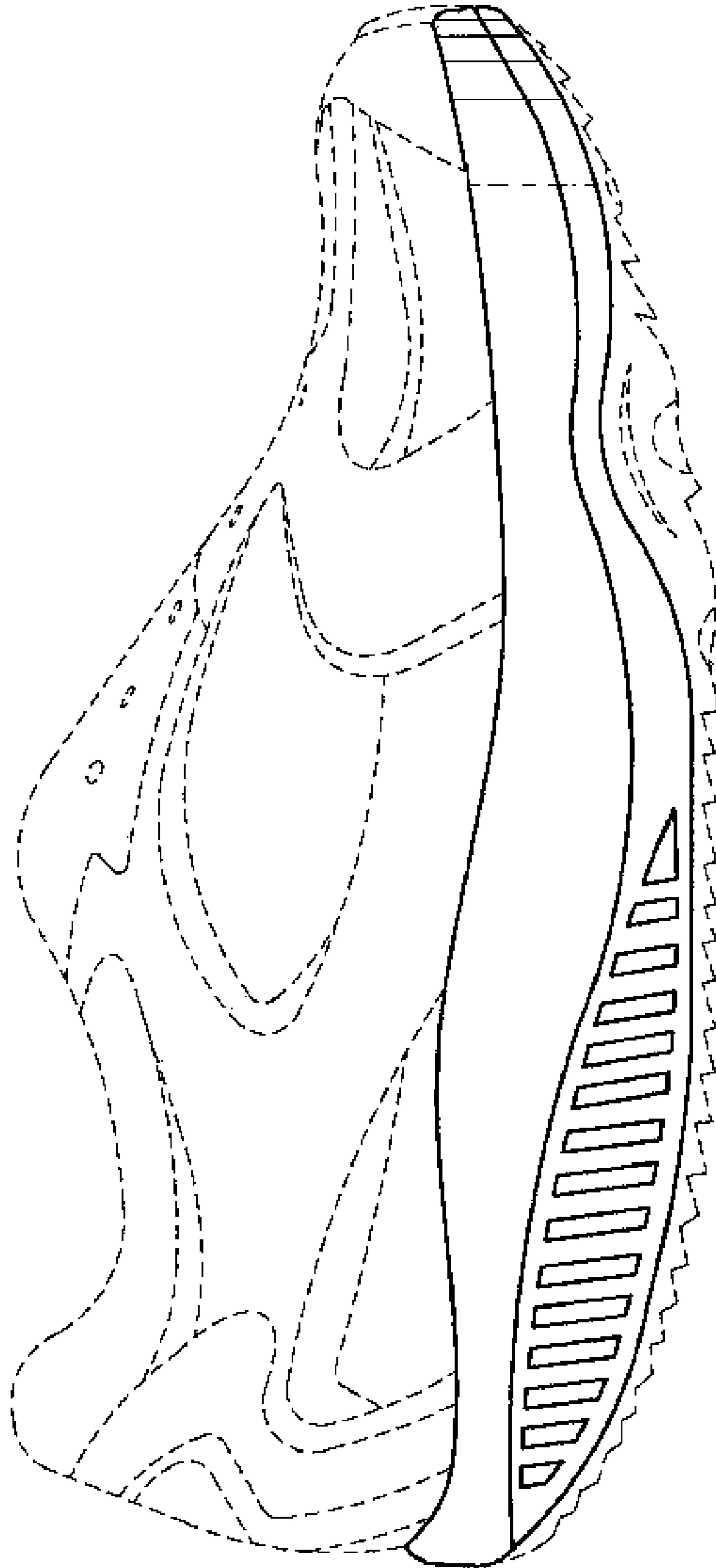


FIG. 2



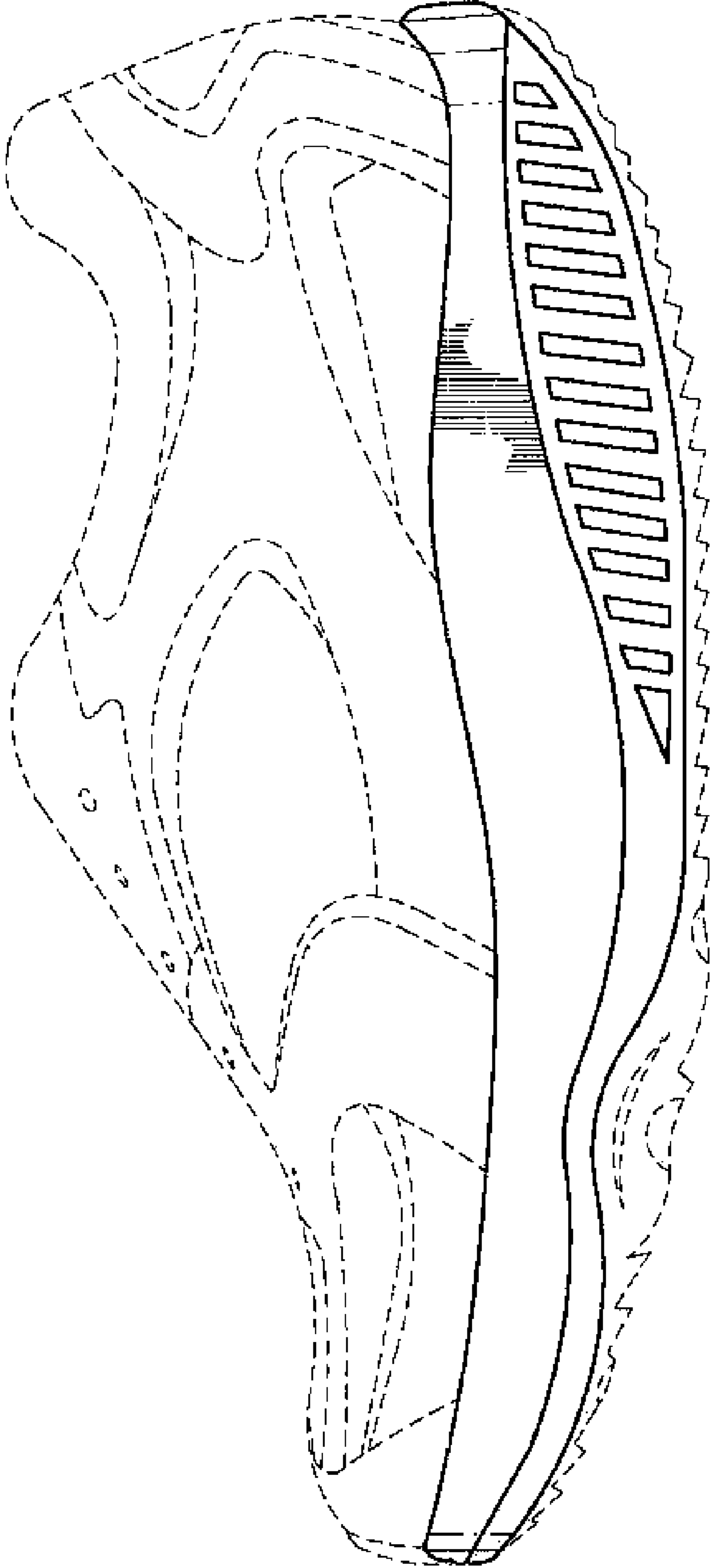


FIG. 3

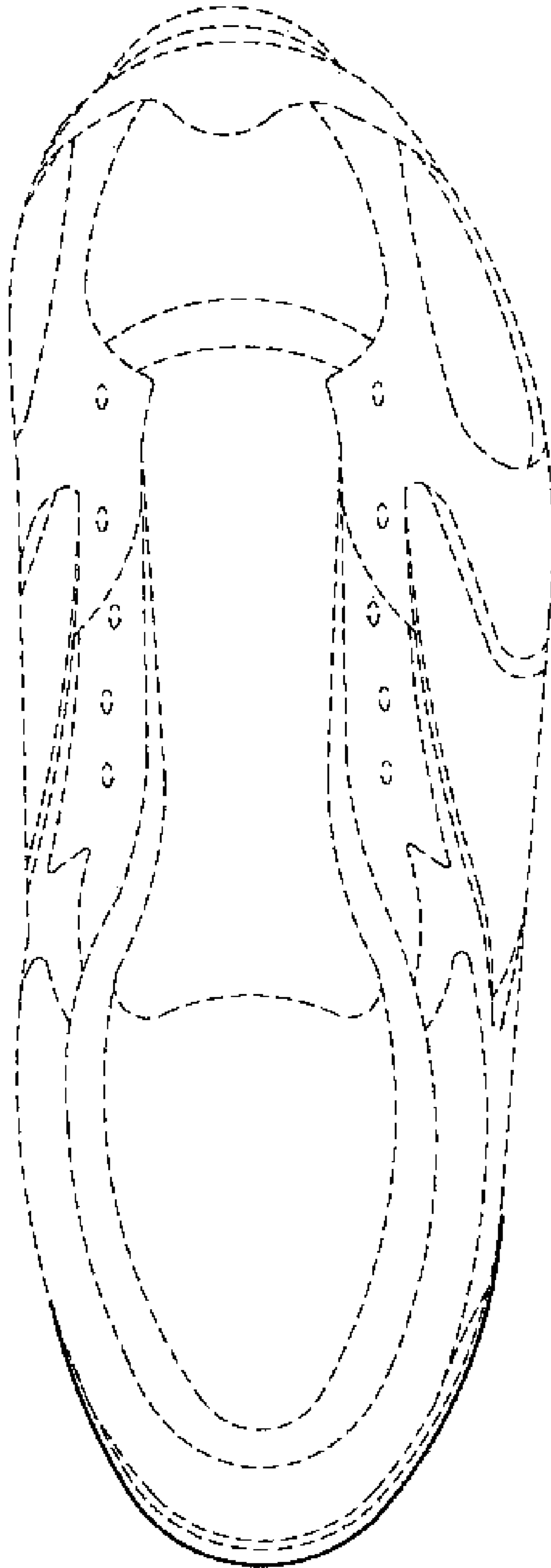


FIG. 4

FIG. 6

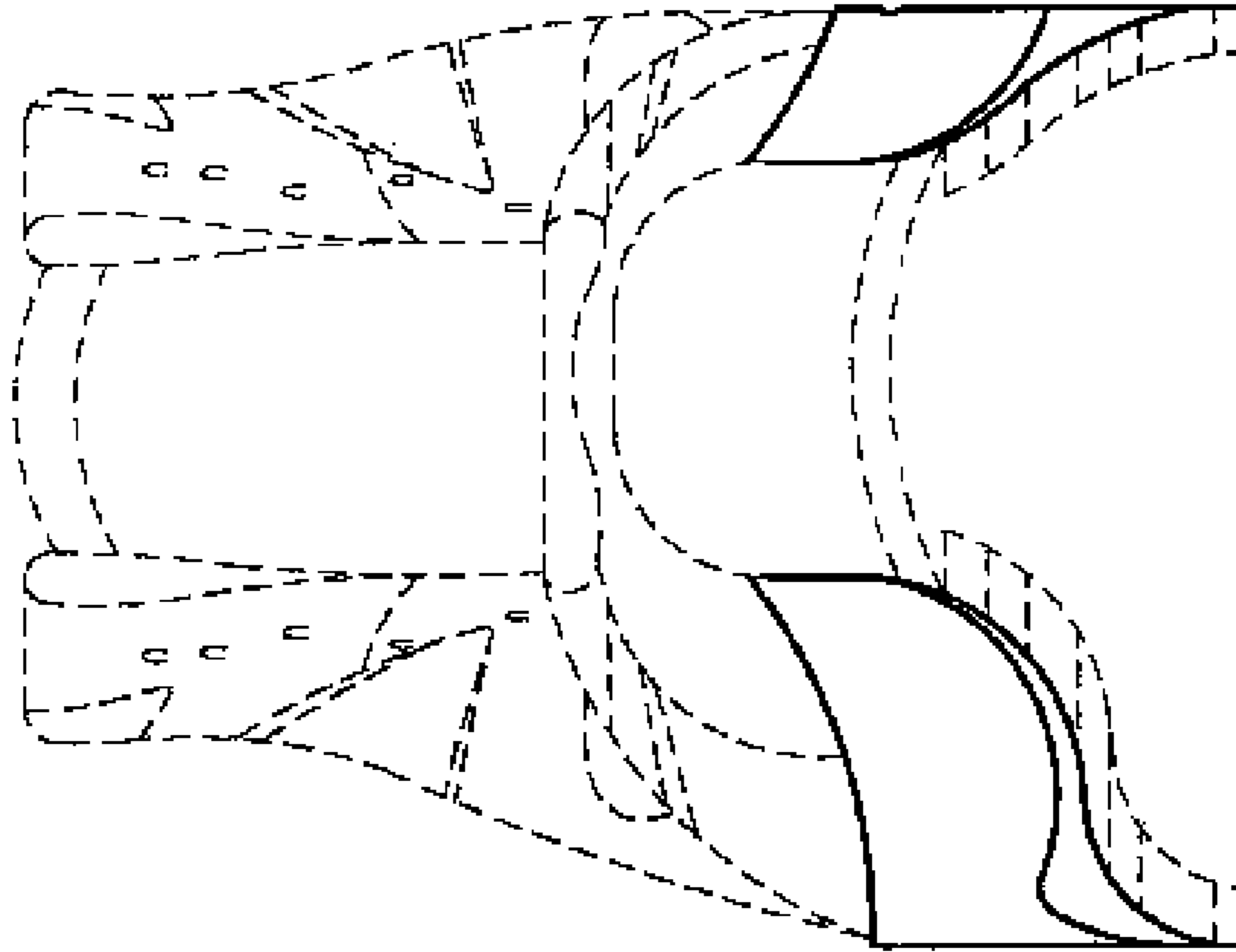


FIG. 5

