



US00D626311S

(12) **United States Design Patent**
Zhang

(10) **Patent No.:** **US D626,311 S**

(45) **Date of Patent:** **** Nov. 2, 2010**

(54) **SHOE**

(75) Inventor: **Rongfu Zhang**, Fujian Province (CN)

(73) Assignee: **Aparso (Fuzhou) Sportwear Co., Ltd.**,
Fujian (CN)

(**) Term: **14 Years**

(21) Appl. No.: **29/362,909**

(22) Filed: **Jun. 2, 2010**

(51) **LOC (9) Cl.** **02-04**

(52) **U.S. Cl.** **D2/898; D2/902**

(58) **Field of Classification Search** D2/897,
D2/898-900, 903, 907, 948, 969, 972-974;
36/45, 50.1, 83, 77 M, 77 R, 88, 113, 114,
36/126-131

See application file for complete search history.

(56) **References Cited**

U.S. PATENT DOCUMENTS

- 1,090,731 A * 3/1914 Lindberg 36/11.5
- 2,952,082 A * 9/1960 Murray 36/154
- D259,296 S * 5/1981 Meyer D2/899
- D321,084 S * 10/1991 Miller et al. D2/903
- D321,971 S * 12/1991 Bajork D2/899

- D333,377 S * 2/1993 Hatfield D2/972
- D349,601 S * 8/1994 Buck, IV D2/969
- 5,392,535 A * 2/1995 Van Noy et al. 36/88
- D492,476 S * 7/2004 Stanley D2/972
- D579,181 S * 10/2008 Swanson et al. D2/903
- D582,134 S * 12/2008 Von Conta et al. D2/903

* cited by examiner

Primary Examiner—Ian Simmons

Assistant Examiner—Rashida C McCoy

(57) **CLAIM**

The ornamental design for a shoe, as shown and described.

DESCRIPTION

FIG. 1 is a front elevational view of a shoe showing my new design;

FIG. 2 is a rear elevational view thereof;

FIG. 3 is a left side view thereof;


FIG. 4 is a right side view thereof;

FIG. 5 is a top plan view thereof; and,

FIG. 6 is a bottom plan view thereof.

The broken lines shown on the surface of the claim represent stitching.

1 Claim, 4 Drawing Sheets






FIG. 1




FIG. 2

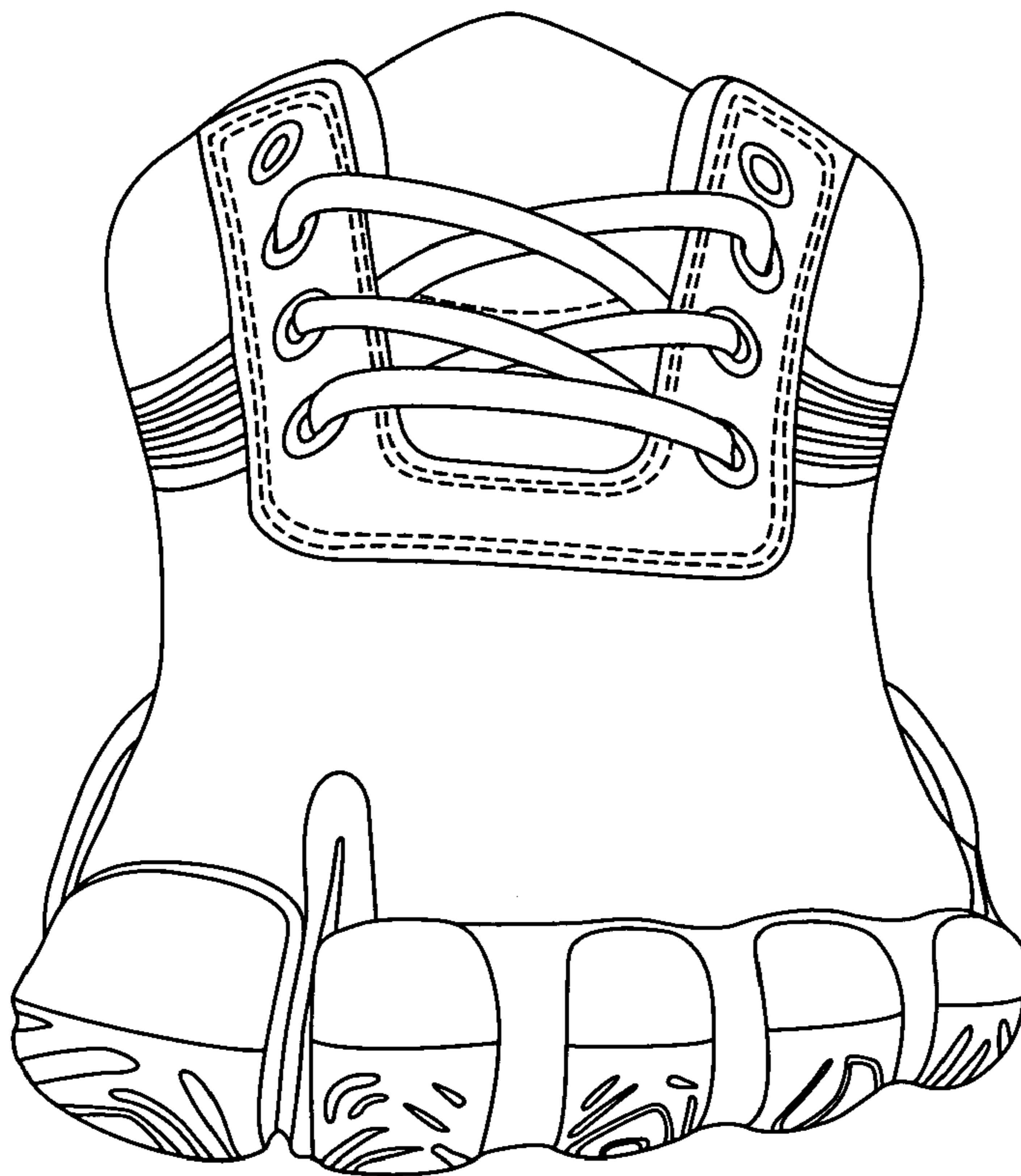


FIG. 3

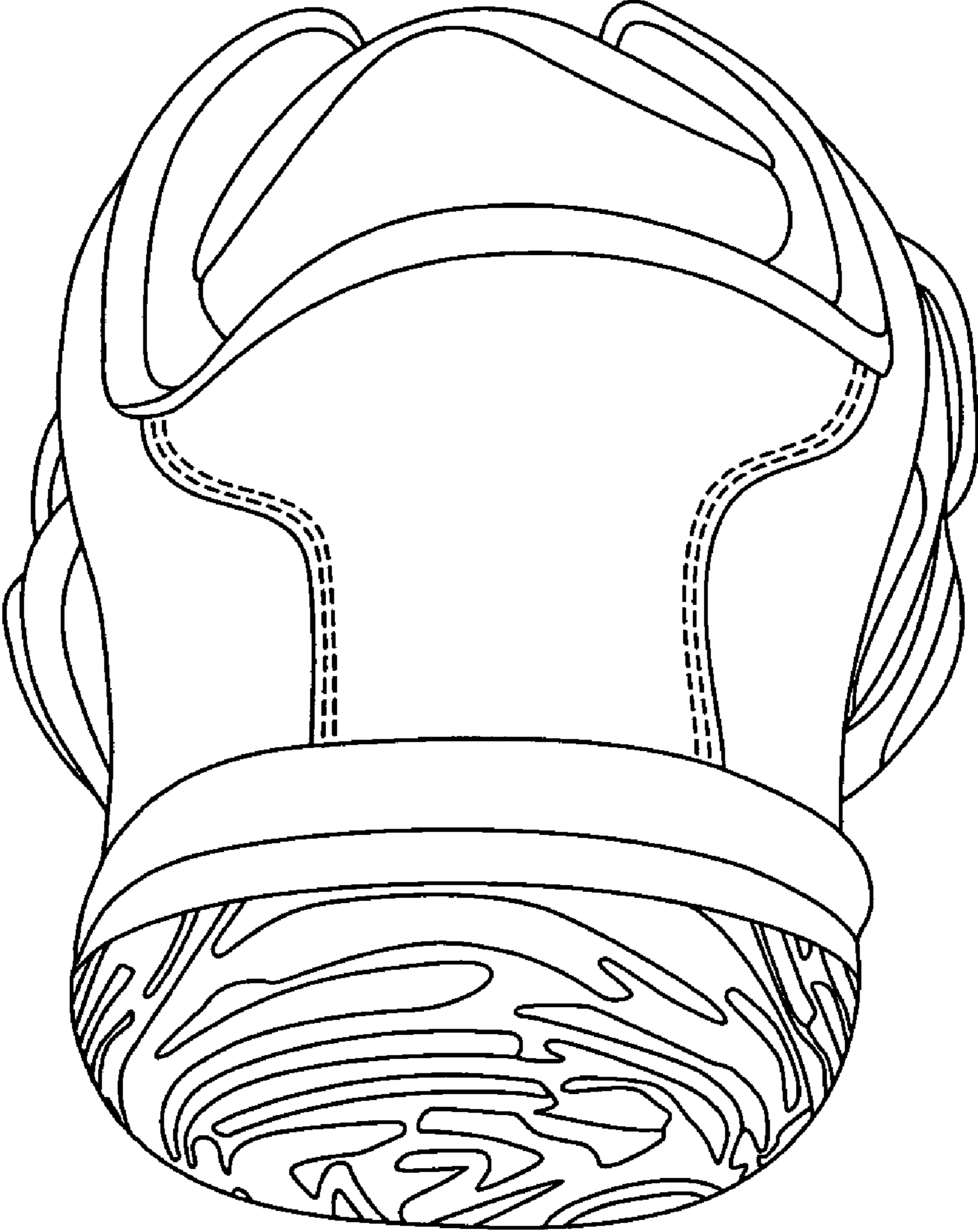


FIG. 4

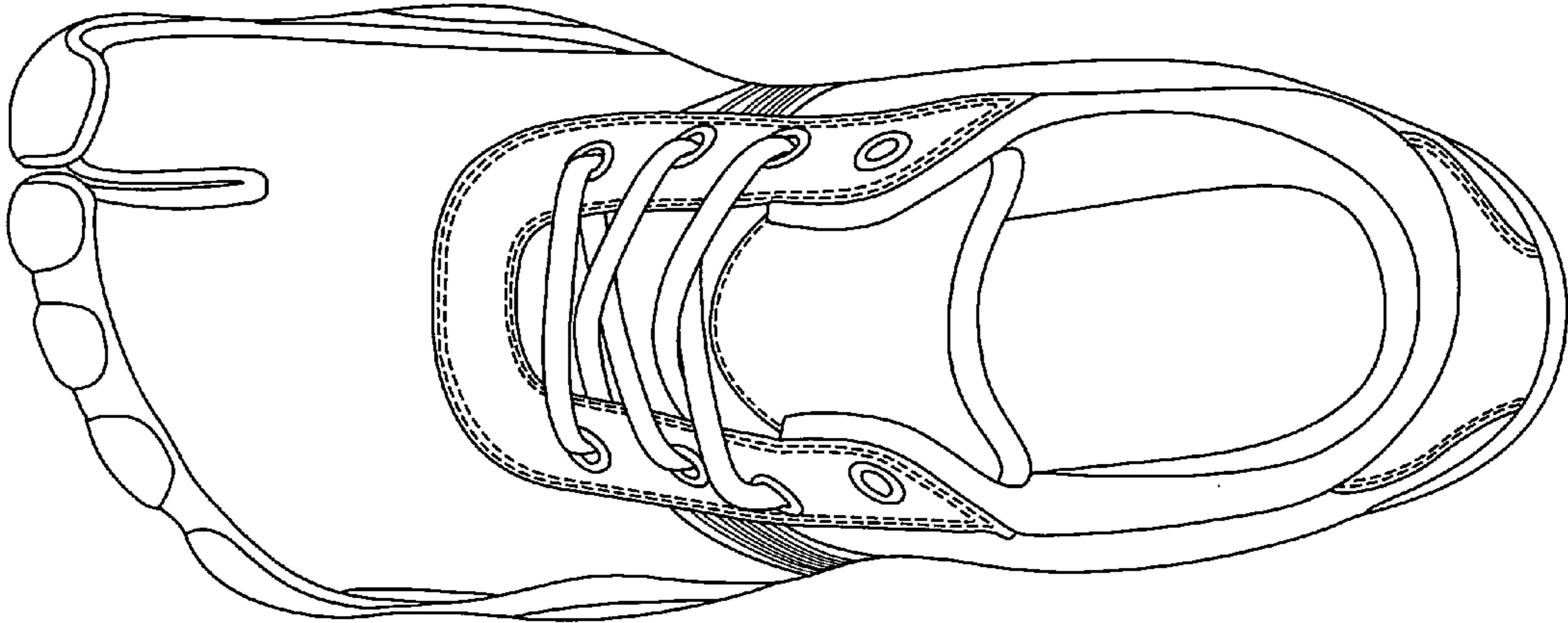


FIG. 5

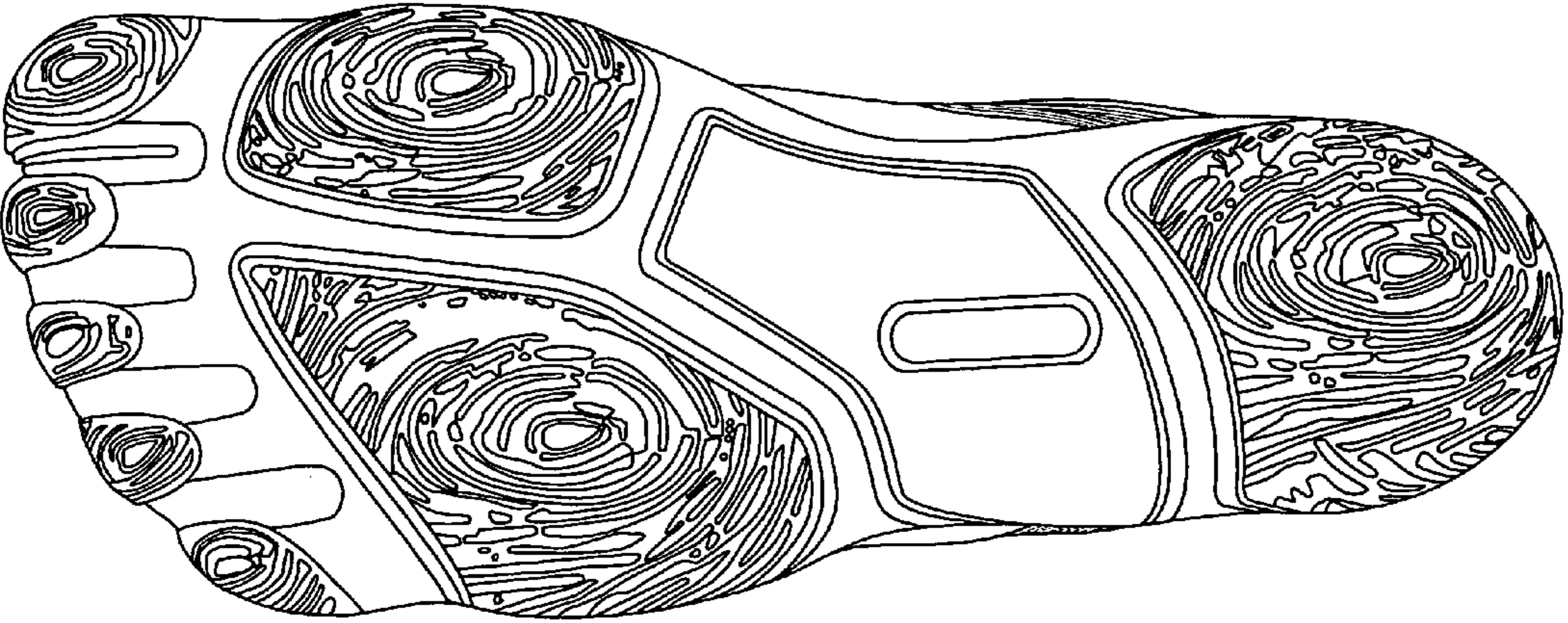


FIG. 6