



US00D626310S

(12) **United States Design Patent**
Cruz

(10) **Patent No.:** **US D626,310 S**

(45) **Date of Patent:** **** Nov. 2, 2010**

(54) **WEARABLE BLANKET**

(76) **Inventor:** **Evannuel Estrada Cruz**, 1118 Taraya Way, Hercules, CA (US) 94547

(**) **Term:** **14 Years**

(21) **Appl. No.:** **29/356,382**

(22) **Filed:** **Feb. 24, 2010**

(51) **LOC (9) Cl.** **02-02**

(52) **U.S. Cl.** **D2/758; D2/752**

(58) **Field of Classification Search** **D2/700, D2/720, 724, 725, 728, 739, 740, 823-826, D2/860-864, 752, 756, 758; 2/46, 48-52, 2/83, 84, 88, 114, 69.5, 70, 74; D6/603; 5/485**

See application file for complete search history.

(56) **References Cited**

U.S. PATENT DOCUMENTS

846,581	A *	3/1907	Lewis	2/85
1,537,119	A *	5/1925	Keplinger	2/84
2,374,643	A *	5/1945	Boettcher	2/114
2,967,306	A *	1/1961	Fabanich	2/94
D249,906	S *	10/1978	Kohutis et al.	D2/800
5,611,083	A *	3/1997	Arnold	2/84
5,697,102	A *	12/1997	Benjamin	2/84
6,185,743	B1 *	2/2001	Mick	2/84
6,367,082	B1 *	4/2002	Mina	2/69
6,405,377	B1 *	6/2002	Davis	2/94
6,859,942	B1 *	3/2005	Cratty	2/88
D534,707	S *	1/2007	Wong	D2/720
2007/0061965	A1 *	3/2007	Crawford	5/413 R
2008/0078027	A1 *	4/2008	Smith	5/413 R
2009/0205117	A1 *	8/2009	Day et al.	2/457

* cited by examiner

Primary Examiner—Ian Simmons

Assistant Examiner—Rashida Johnson

(74) *Attorney, Agent, or Firm*—QuickPatents, Inc.; Kevin Prince

(57) **CLAIM**

What is claimed is the ornamental design for a wearable blanket, as shown and described.

DESCRIPTION

FIG. 1 is a perspective view of a first embodiment of a wearable blanket, showing the new design;

FIG. 2 is a front elevational view thereof;

FIG. 3 is a rear elevational view thereof;

FIG. 4 is a right-side elevational view thereof;

FIG. 5 is a left-side elevational view thereof;

FIG. 6 is a top plan view thereof;

FIG. 7 is a bottom plan view thereof;

FIG. 8 is a perspective view of a second embodiment thereof; and,

FIG. 9 is a front elevational view thereof.

The broken lines showing a person in FIGS. 1 and 8 are included for the purpose of illustrating the invention in use, and form no part of the claimed design. The rear elevational and bottom plan views of the second embodiment are identical to those of the first embodiment.

The broken lines shown throughout the views, on the surface of the wearable blanket, represent stitching.

1 Claim, 7 Drawing Sheets





FIG. 1



FIG. 2



FIG. 3




FIG. 4

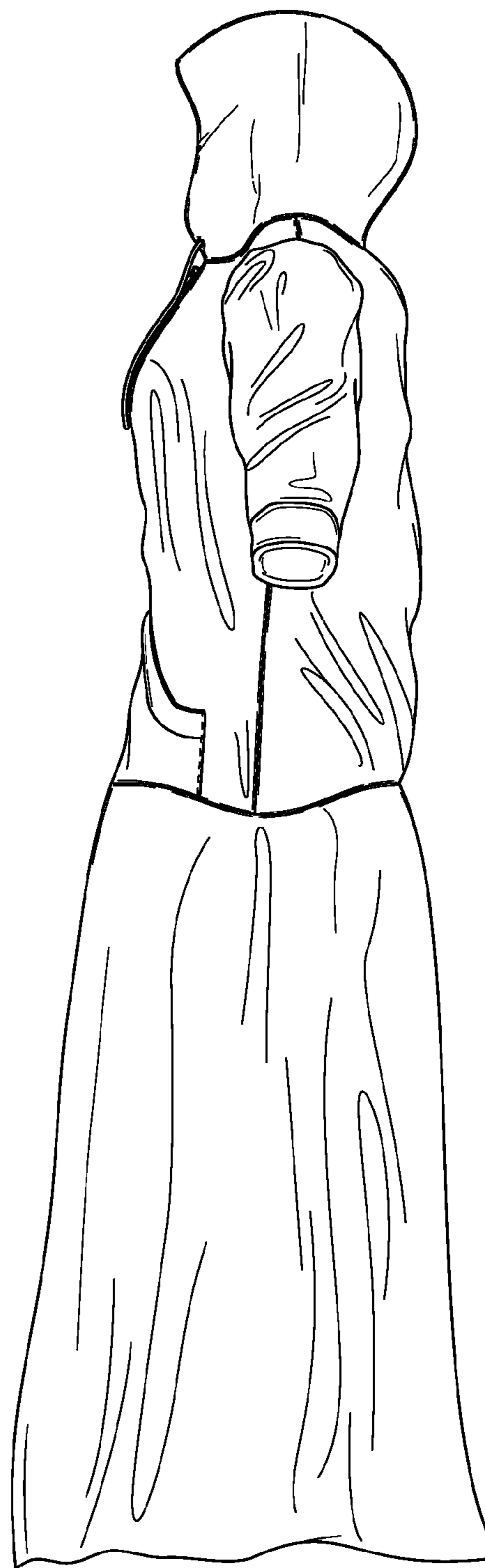


FIG. 5

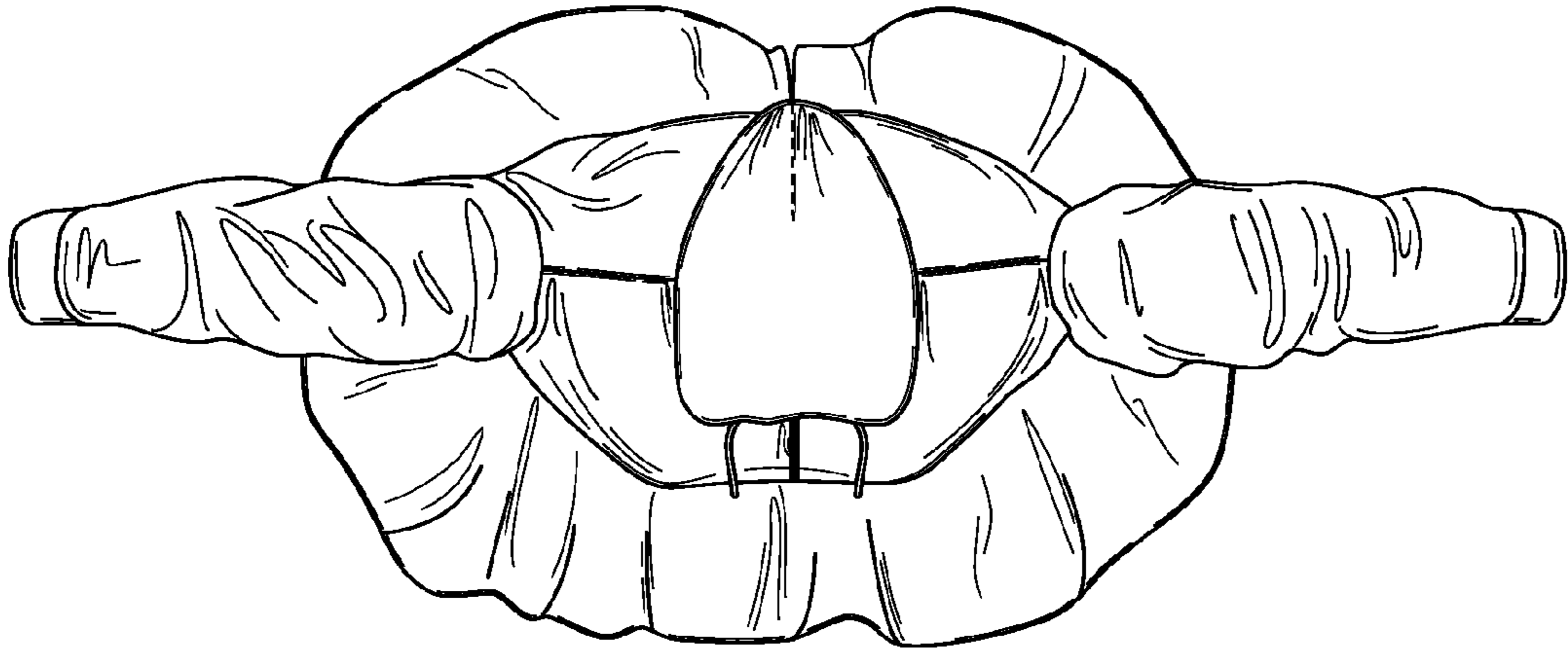


FIG. 6

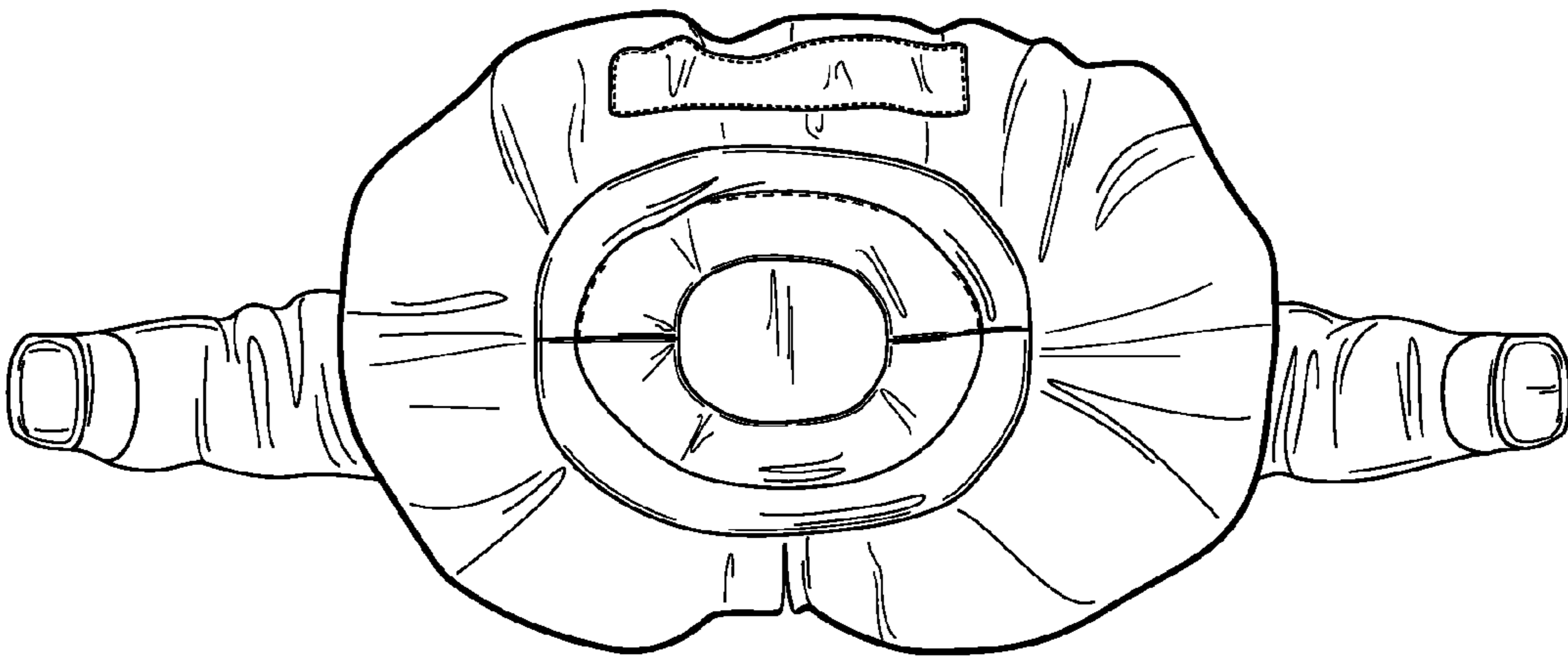


FIG. 7



FIG. 8



FIG. 9