



US00D626305S

(12) **United States Design Patent**
Harrah

(10) **Patent No.:** **US D626,305 S**

(45) **Date of Patent:** **** Oct. 26, 2010**

(54) **JACK RUNNING GEAR COVER**

(75) Inventor: **E. Austin Harrah**, Bloomfield, IN (US)

(73) Assignee: **Bloomfield Manufacturing Co., Inc.**,
Bloomfield, IN (US)

(**) Term: **14 Years**

(21) Appl. No.: **29/352,398**

(22) Filed: **Dec. 21, 2009**

(51) **LOC (9) Cl.** **12-05**

(52) **U.S. Cl.** **D34/31**

(58) **Field of Classification Search** D34/31,
D34/35; 254/8 R, 8 B, 11, 84, 88, 93 H,
254/420, 134, 2 R

See application file for complete search history.

(56) **References Cited**

U.S. PATENT DOCUMENTS

D349,800 S * 8/1994 Chambers D34/31

D470,642 S * 2/2003 Kubota D34/31

* cited by examiner

Primary Examiner—Cynthia E Ramirez

(74) *Attorney, Agent, or Firm*—C. David Emhardt

(57) **CLAIM**

The ornamental design for a jack running gear cover, as shown and described.

DESCRIPTION

FIG. 1 is a perspective view of the jack running gear cover of the present invention also showing the environment thereof. The broken line showing the jack is included for the purposes of illustrating the environmental structure and forms no part of the claimed design.

FIG. 2 is a front elevation of the jack running gear cover.

FIG. 3 is a rear elevation.

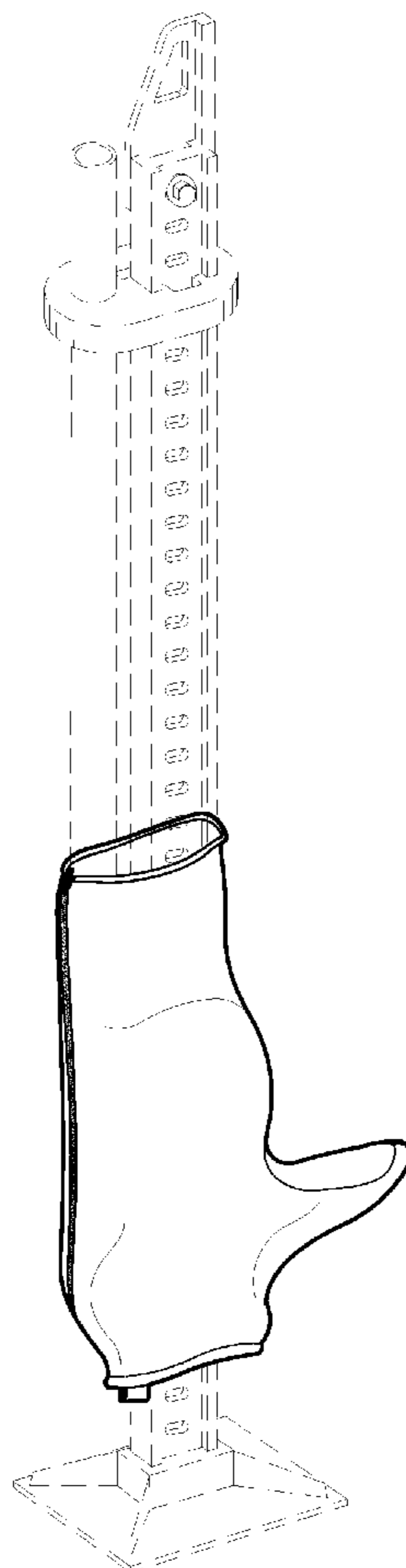
FIG. 4 is a side elevation.

FIG. 5 is the opposite side elevation.

FIG. 6 is a top plan view; and,

FIG. 7 is a bottom plan view.

1 Claim, 6 Drawing Sheets



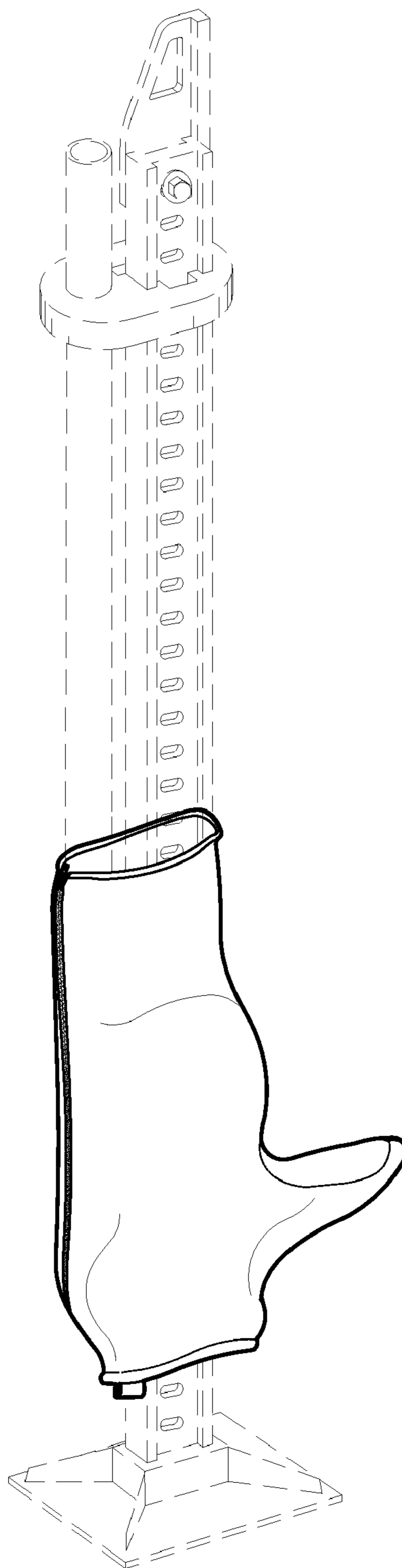


Fig. 1

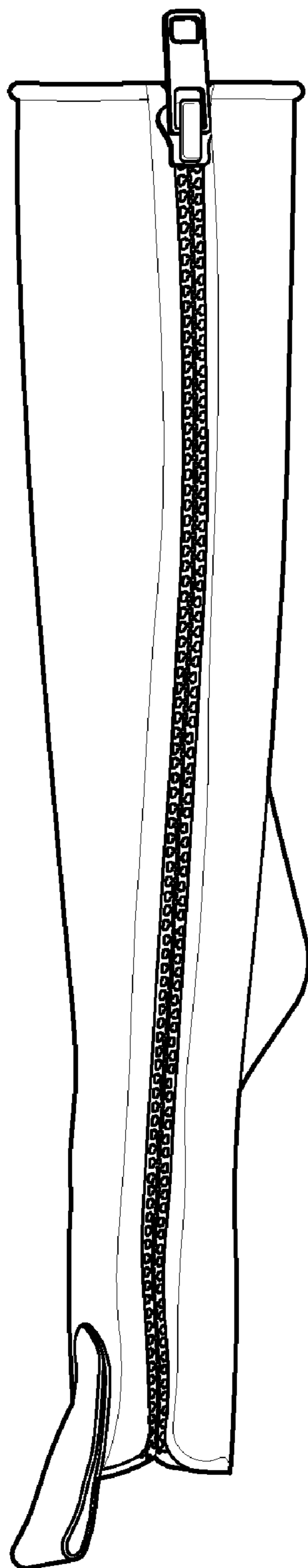


Fig. 2



Fig. 3



Fig. 4



Fig. 5




Fig. 6




Fig. 7