



US00D626282S

(12) **United States Design Patent**
Sabernig

(10) **Patent No.:** **US D626,282 S**

(45) **Date of Patent:** **** Oct. 26, 2010**

(54) **LIGHT FIXTURE**

(75) Inventor: **Robert Sabernig**, Munster (AT)

(73) Assignee: **EGLO Leuchten GmbH**, Innsbruck (AT)

(**) Term: **14 Years**

(21) Appl. No.: **29/357,357**

(22) Filed: **Mar. 11, 2010**

(51) **LOC (9) Cl.** **26-99**

(52) **U.S. Cl.** **D26/120; D26/85**

(58) **Field of Classification Search** D26/83,
D26/85-92, 120; 362/147, 404-408, 431,
362/432

See application file for complete search history.

(56) **References Cited**

U.S. PATENT DOCUMENTS

D152,889 S *	3/1949	Kuhler	D26/85
D263,426 S *	3/1982	Sportelli	D26/120
D486,600 S *	2/2004	Coe	D26/85
D496,485 S *	9/2004	Stekelenburg	D26/72
D566,879 S *	4/2008	Jamelle et al.	D26/85
D568,523 S *	5/2008	Goetz-Schaefer	D26/85
D595,889 S *	7/2009	Sabernig	D26/87
D601,746 S *	10/2009	Sabernig	D26/120
D608,488 S *	1/2010	Miranda	D26/87

OTHER PUBLICATIONS

“Sfera” 1 light pendant #12180 shown on p. 266 in White-042 and Cranberry-035, from the 2009 Eurofase Illuminations Catalog. (2 pages).*

“Oggetti” Mosaic Satin Wall Sconce from lightinguniverse.com visited Sep. 14, 2009.(1 page).*

“Bamboo Rings” pendant #19084/4 from the Modern Organics Collection, shown on p. 247 of the E.L.K. Lighting Catalog 2900. © 2009. (2 pages).*

“Mr. Square” wall sconce from Edge Lighting. PDF brochure created Feb. 26, 2009. (1 page).*

1.) “Lamontage Alpine Swirl” shade by Liora Manne shown on p. 164; 2.) “Retro” shade shown on p. 214; and 3.) “Nadine” shade shown on p. 216—all from the AF Lighting Spring 2007 catalog. (5 pages).*

“Contempra” light fixtures shown on p. 186 of the ET2 2007 Lighting Catalog. (2 pages).*

* cited by examiner

Primary Examiner—Clare E Heflin

(74) *Attorney, Agent, or Firm*—Baker & McKenzie LLP

(57) **CLAIM**

The ornamental design for a light fixture, as shown and described.

DESCRIPTION

FIG. 1 is a perspective view of a light fixture in accordance with my design;

FIG. 2 is a front plan view of the light fixture in accordance with my design;

FIG. 3 is a side elevation view of the light fixture in accordance with my design;

FIG. 4 is an opposite side elevation view of the light fixture in accordance with my design;

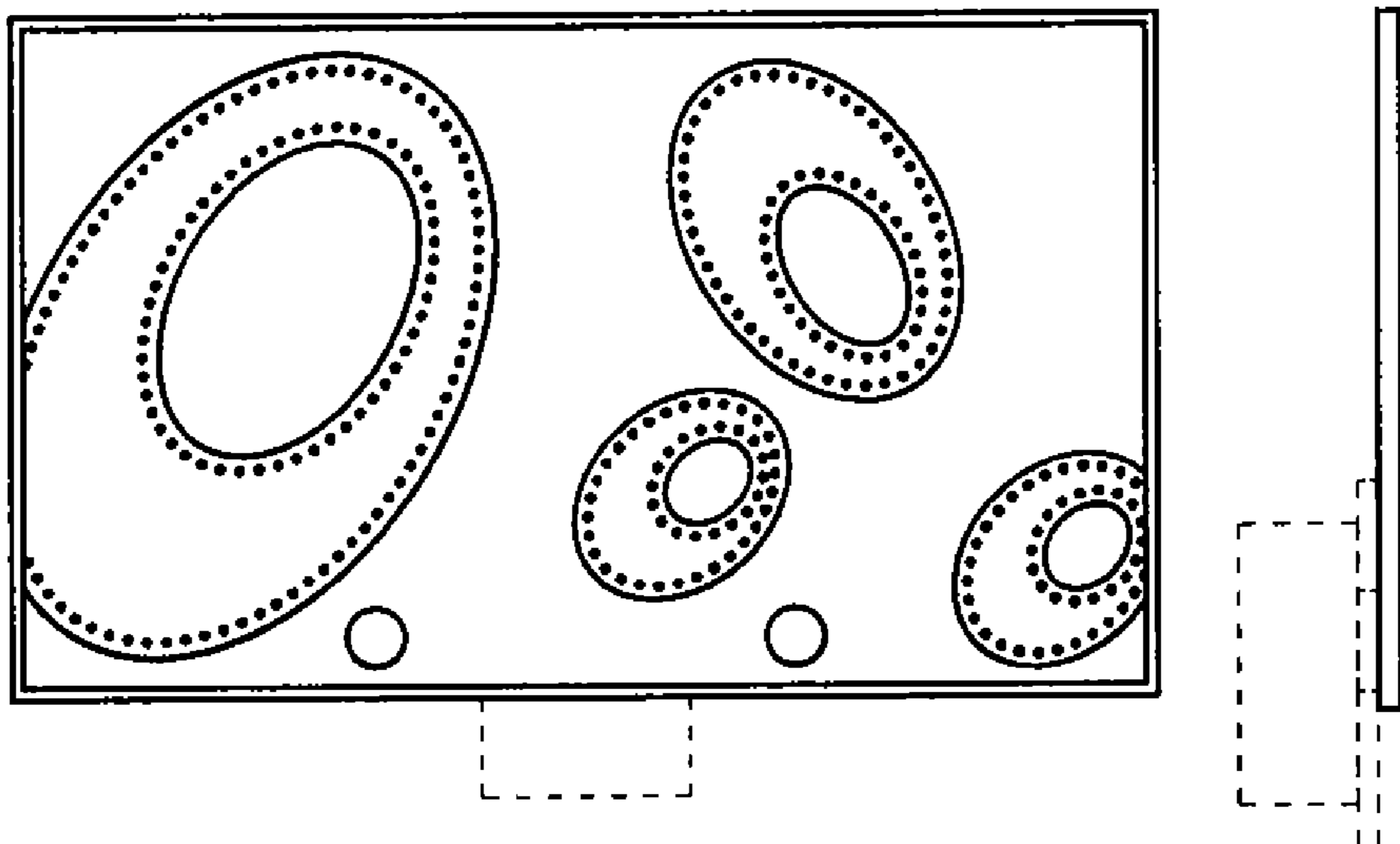
FIG. 5 is a top plan view of the light fixture in accordance with my design; and,

FIG. 6 is a bottom plan view of the light fixture in accordance with my design.

The broken-line disclosure of elements is understood to represent portions of the article in which the design is embodied, but which form no part of the claimed design.

Features of the design include the shape and configuration of the article and/or the pattern and ornament applied to the article as shown in the draftsman’s representations, the article having a randomly arranged pattern thereon.

1 Claim, 1 Drawing Sheet



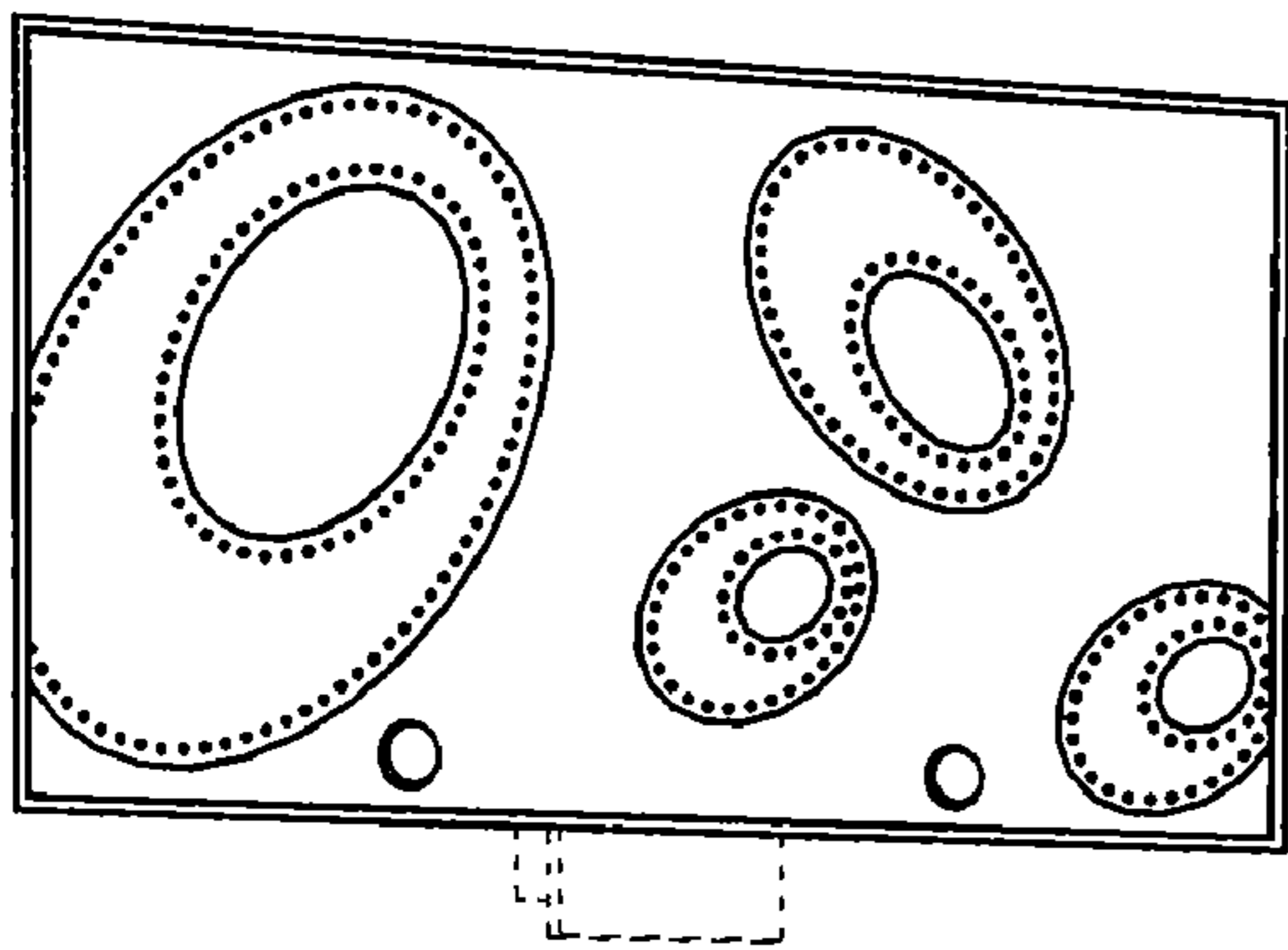


Fig.1

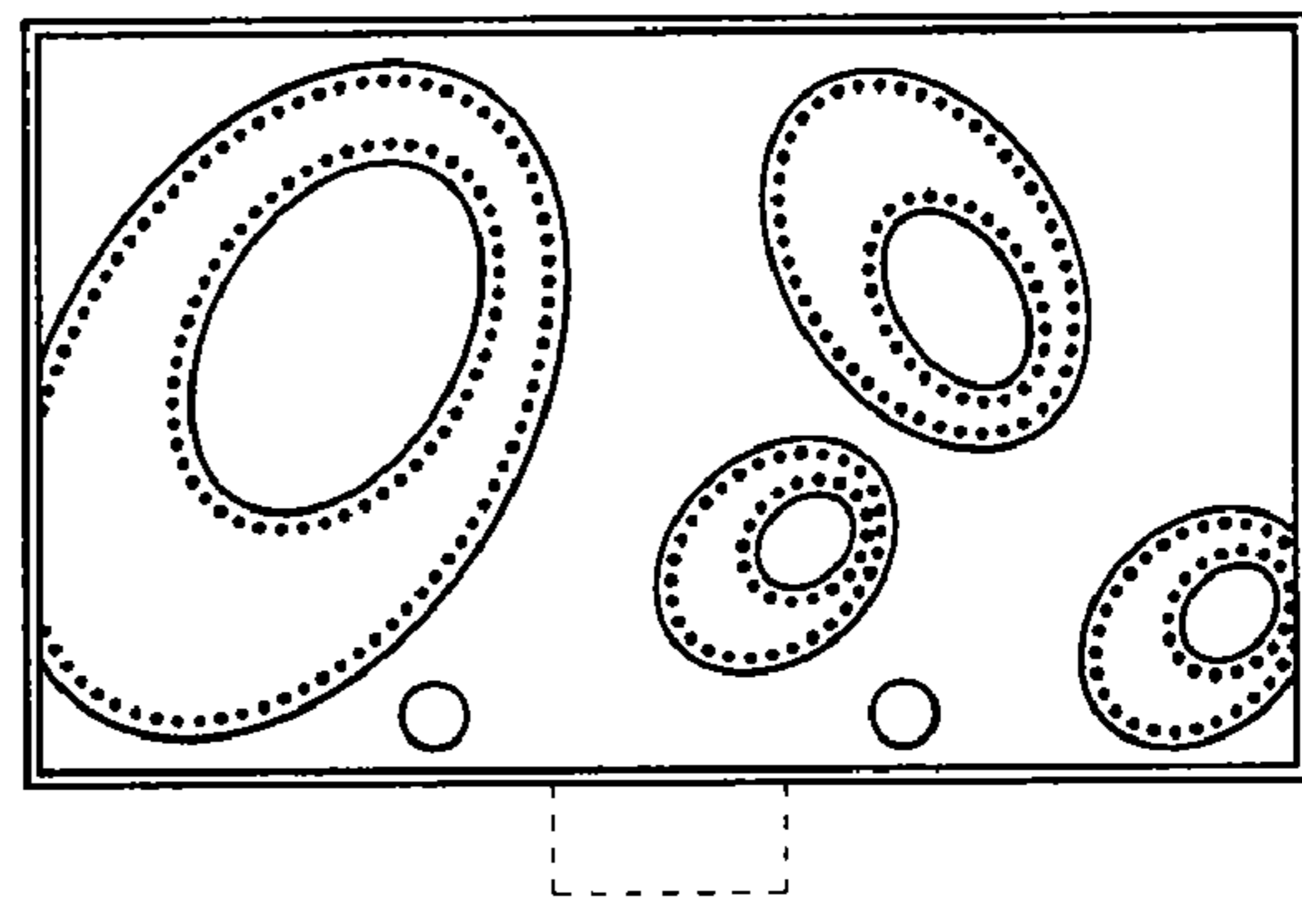


Fig.2

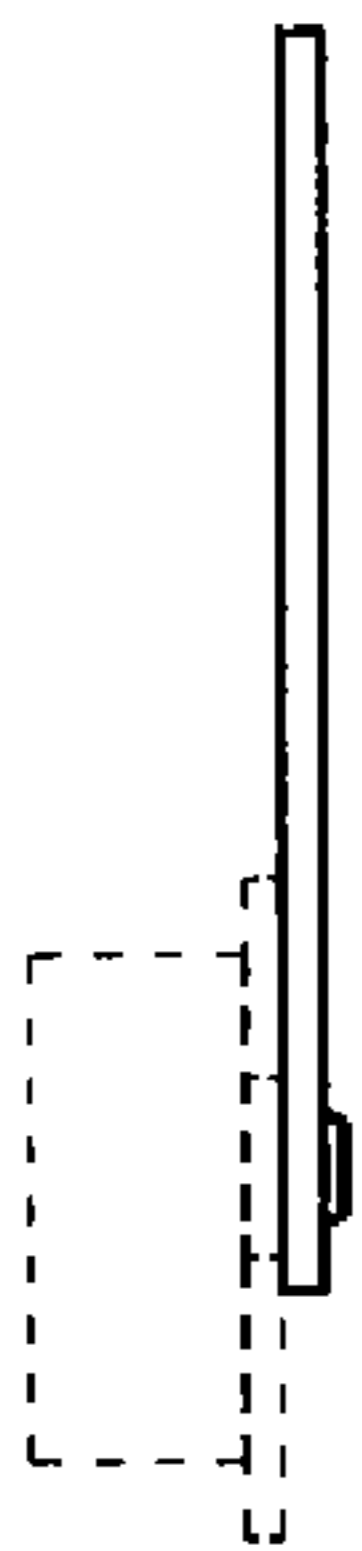


Fig.3

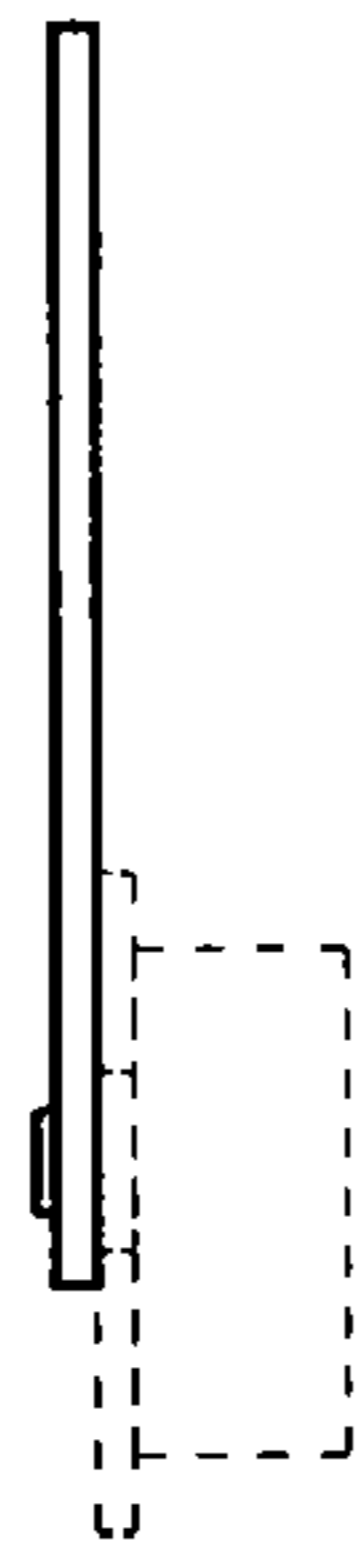


Fig.4

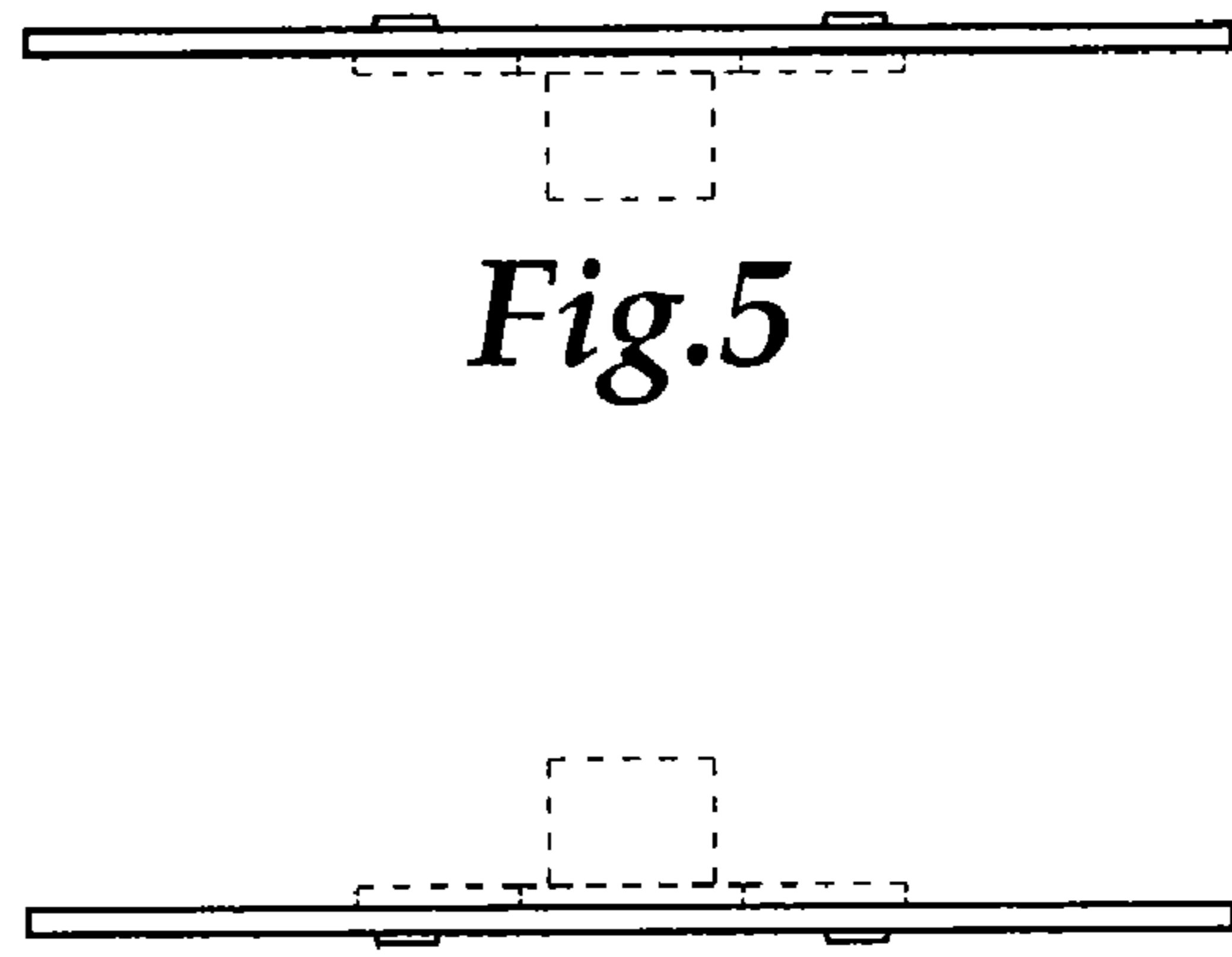


Fig.5




Fig.6