



US00D626281S

(12) **United States Design Patent**  
**Mark**

(10) **Patent No.:** **US D626,281 S**  
(45) **Date of Patent:** **\*\* Oct. 26, 2010**

(54) **ILLUMINANT**

(75) Inventor: **Klaus Mark, Weer (AT)**

(73) Assignee: **MK Illumination Hong Kong, Ltd.,**  
**Hong Kong (CN)**

(\*\*) Term: **14 Years**

(21) Appl. No.: **29/352,102**

(22) Filed: **Dec. 16, 2009**

**Related U.S. Application Data**

(62) Division of application No. 29/311,150, filed on Jan. 5, 2009, now Pat. No. Des. 610,740.

(30) **Foreign Application Priority Data**

Jul. 7, 2008 (EM) ..... 964416-0003  
Jul. 18, 2008 (EM) ..... 972534-0001  
Jul. 18, 2008 (EM) ..... 972534-0003

(51) **LOC (9) Cl.** ..... **26-99**

(52) **U.S. Cl.** ..... **D26/113**

(58) **Field of Classification Search** ..... D26/120,  
D26/144, 88, 71, 152, 124, 113, 118, 128,  
D26/135, 121, 25, 27, 72, 78, 132, 137, 74,  
D26/77, 80, 85, 86, 90, 119, 122, 123, 125,  
D26/127, 129, 130, 83, 28; D16/135, 101;  
D10/121; D8/353; D13/156, 180, 133, 110,  
D13/147, 134; 362/364, 365, 147, 235, 257,  
362/290, 296, 330, 335, 351, 354, 355, 404;  
439/552, 121

See application file for complete search history.

(56) **References Cited**

**U.S. PATENT DOCUMENTS**

D106,835 S 11/1937 Stewart  
D155,725 S \* 10/1949 Nicyper ..... D26/109  
D168,280 S 11/1952 Schwarz  
D170,774 S \* 11/1953 Rosenthal ..... D26/93  
2,740,886 A \* 4/1956 Williams ..... 362/355  
4,286,307 A \* 8/1981 Harvey et al. .... 362/15

D312,891 S 12/1990 Starck  
D326,733 S 6/1992 Lee  
D328,153 S 7/1992 Benghozi  
D334,441 S 3/1993 Nicolin  
D345,029 S 3/1994 Morelli  
5,404,282 A \* 4/1995 Klinke et al. .... 362/249.06  
D370,276 S 5/1996 Davis  
D373,740 S \* 9/1996 Narushima ..... D10/114  
5,622,423 A \* 4/1997 Lee ..... 362/186  
D388,222 S 12/1997 Barry  
D388,224 S 12/1997 Barry  
6,070,987 A 6/2000 Jarvik

(Continued)

*Primary Examiner*—Cathron C Brooks  
*Assistant Examiner*—Kevin K Rudzinski  
(74) *Attorney, Agent, or Firm*—Wenderoth, Lind & Ponack,  
L.L.P.

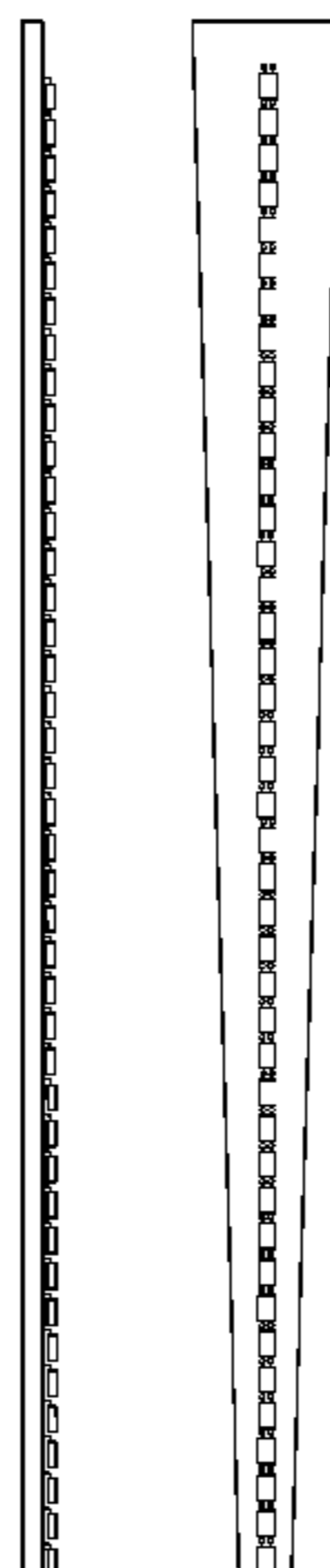
(57) **CLAIM**

The ornamental design for an illuminant, as shown and described.

**DESCRIPTION**

FIG. 1 is a left side view of an illuminant;  
FIG. 2 is a front view of the illuminant of FIG. 1;  
FIG. 3 is a rear view of the illuminant of FIG. 1;  
FIG. 4 is a bottom view of the illuminant of FIG. 1; and,  
FIG. 5 is a top view of the illuminant of FIG. 1.  
The portions of the illuminant shown in broken lines form no part of the claimed design.

**1 Claim, 4 Drawing Sheets**



# US D626,281 S

Page 2

---

U.S. PATENT DOCUMENTS							
				6,319,572	B1 *	11/2001	Howell ..... 428/34.1
				7,448,768	B2 *	11/2008	Sloan et al. .... 362/145
				2003/0021115	A1 *	1/2003	Sloan et al. .... 362/240
D436,213	S	1/2001	Seal				
D442,712	S *	5/2001	Boyer ..... D26/25				
D446,341	S *	8/2001	Orozco ..... D26/110				
							* cited by examiner



Fig. 1

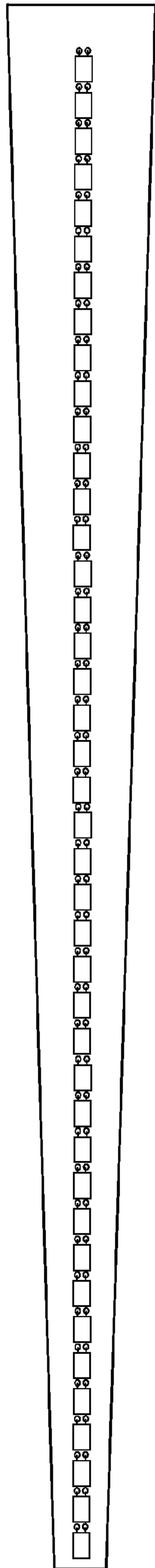


Fig. 2

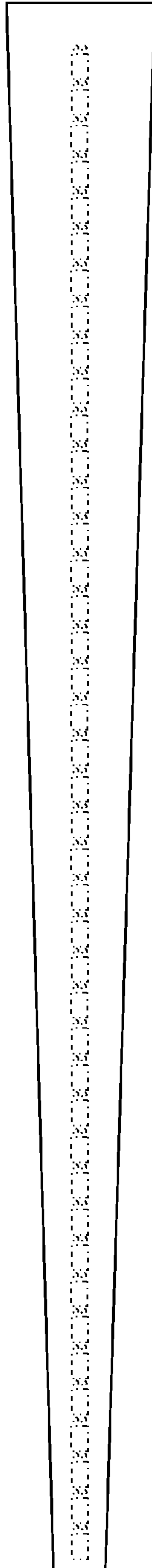


Fig. 3

Fig. 4



Fig. 5

