



US00D626280S

(12) **United States Design Patent**
Feigenbaum

(10) **Patent No.:** **US D626,280 S**

(45) **Date of Patent:** **** Oct. 26, 2010**

(54) **ILLUMINATING STAND**

(75) **Inventor:** **Marvin Feigenbaum**, New York, NY
(US)

(73) **Assignee:** **Acolyte Technologies Corporation**,
New York, NY (US)

(**) **Term:** **14 Years**

(21) **Appl. No.:** **29/350,014**

(22) **Filed:** **Nov. 10, 2009**

(51) **LOC (9) Cl.** **26-03**

(52) **U.S. Cl.** **D26/104; D26/93**

(58) **Field of Classification Search** D26/1,
D26/24, 67, 93-94, 104-110; 362/3, 153,
362/186, 217, 255, 257, 277, 317, 351, 353,
362/362, 363, 382, 431, 433, 458, 806

See application file for complete search history.

(56) **References Cited**

U.S. PATENT DOCUMENTS

D234,155 S *	1/1975	Gellert	D26/108
D348,535 S *	7/1994	Burnett	D26/93
D370,072 S *	5/1996	Arden	D26/110
D377,229 S *	1/1997	Shalvi	D26/104
5,685,097 A *	11/1997	Marinov	362/277
6,120,162 A	9/2000	Guerrieri		
D446,325 S	8/2001	Guerrieri		
D447,584 S	9/2001	Guerrieri		
D482,469 S	11/2003	Guerrieri		
D485,004 S *	1/2004	Olson	D26/104
D495,818 S *	9/2004	Shieh	D26/94
6,840,654 B2	1/2005	Guerrieri et al.		

6,848,807 B2	2/2005	Guerrieri		
6,848,808 B2	2/2005	Guerrieri		
6,857,771 B2	2/2005	Guerrieri		
6,900,735 B2	5/2005	Guerrieri et al.		
D510,639 S *	10/2005	Brady	D26/24
D590,098 S *	4/2009	Campbell	D26/104

OTHER PUBLICATIONS

Acolyte Technologies Corporation, Products Catalog, www.
888Acolyte.com.

* cited by examiner

Primary Examiner—Brian N Vinson

(74) *Attorney, Agent, or Firm*—Gottlieb, Rackman &
Reisman PC

(57) **CLAIM**

The ornamental design for an illuminating stand, as shown
and described.

DESCRIPTION

FIG. 1 is a top, front and left side perspective view of an
illuminating stand showing my new design;

FIG. 2 is a front elevational view thereof, the rear elevational
view being a mirror image;

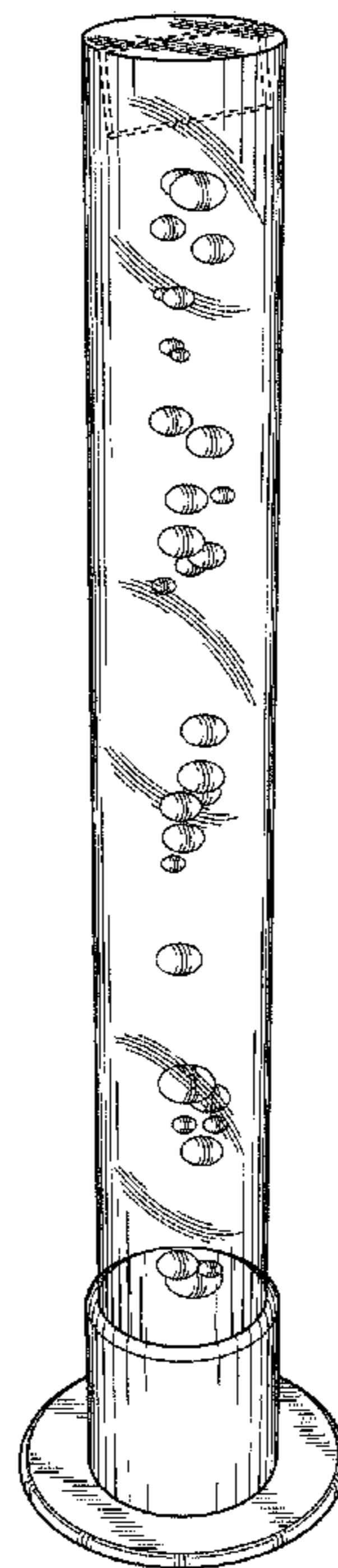
FIG. 3 is a left side elevational view thereof, the right side
elevational view being a mirror image;

FIG. 4 is a top plan view thereof; and,

FIG. 5 is a bottom plan view thereof.

The broken-line disclosure in the views is understood to
represent portions of the article in which the claimed design is
embodied, but which form no part of the claimed design.

1 Claim, 4 Drawing Sheets



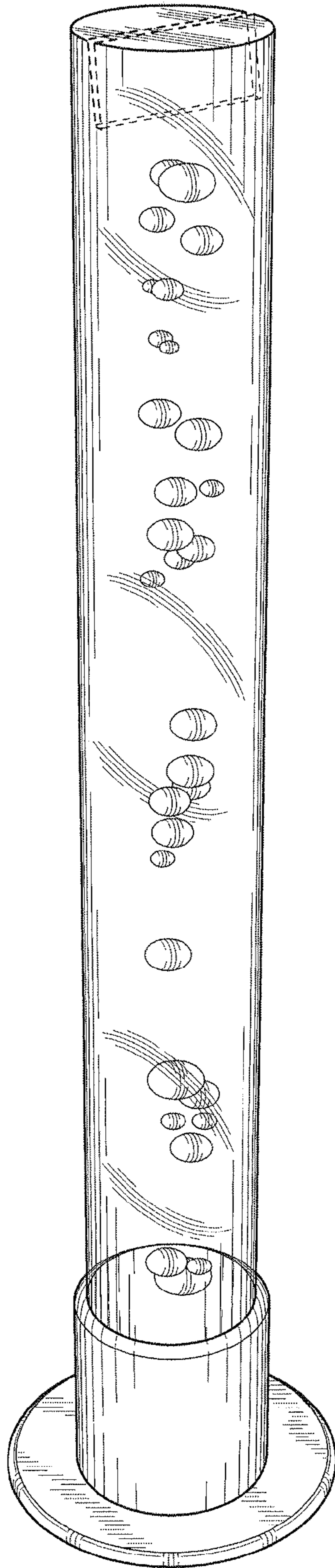


FIG. 1

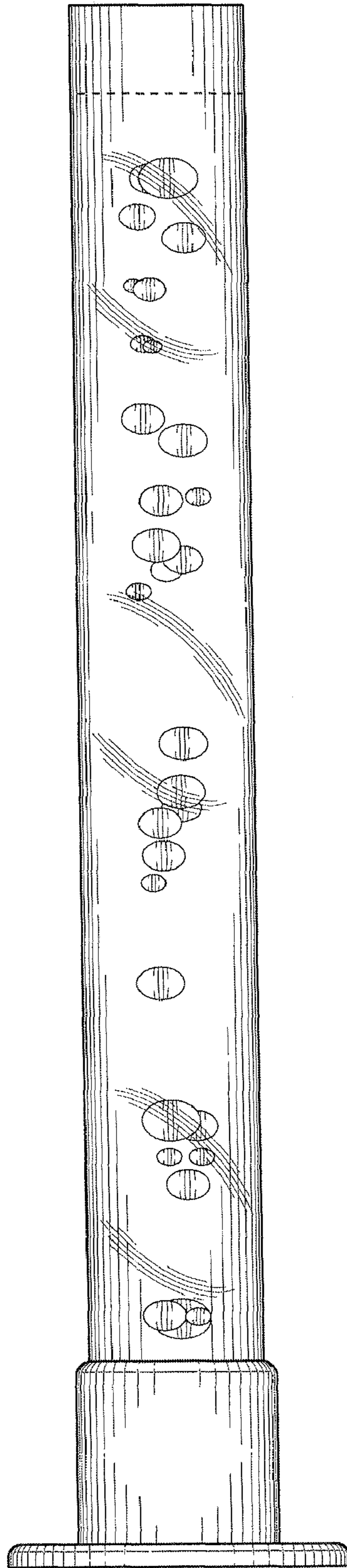


FIG. 2

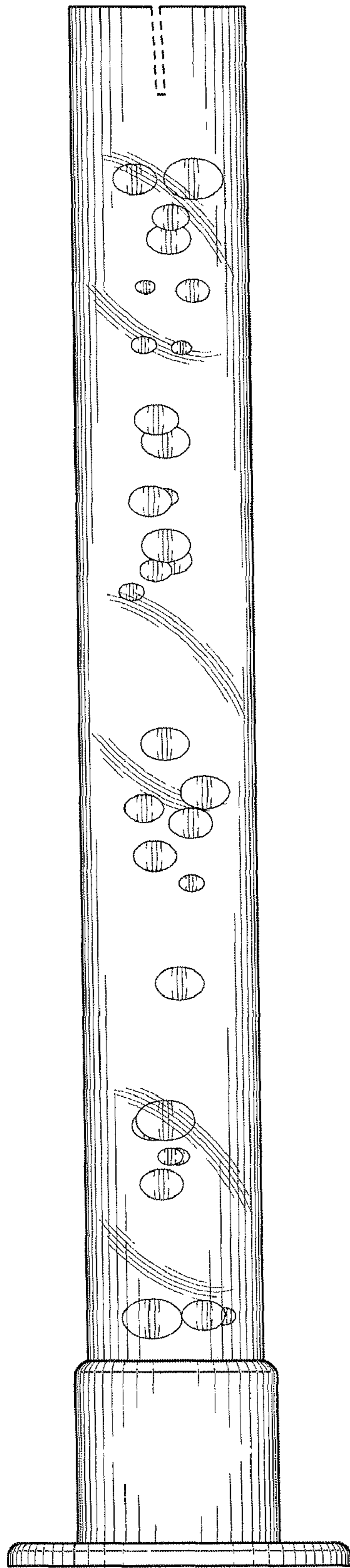


FIG. 3

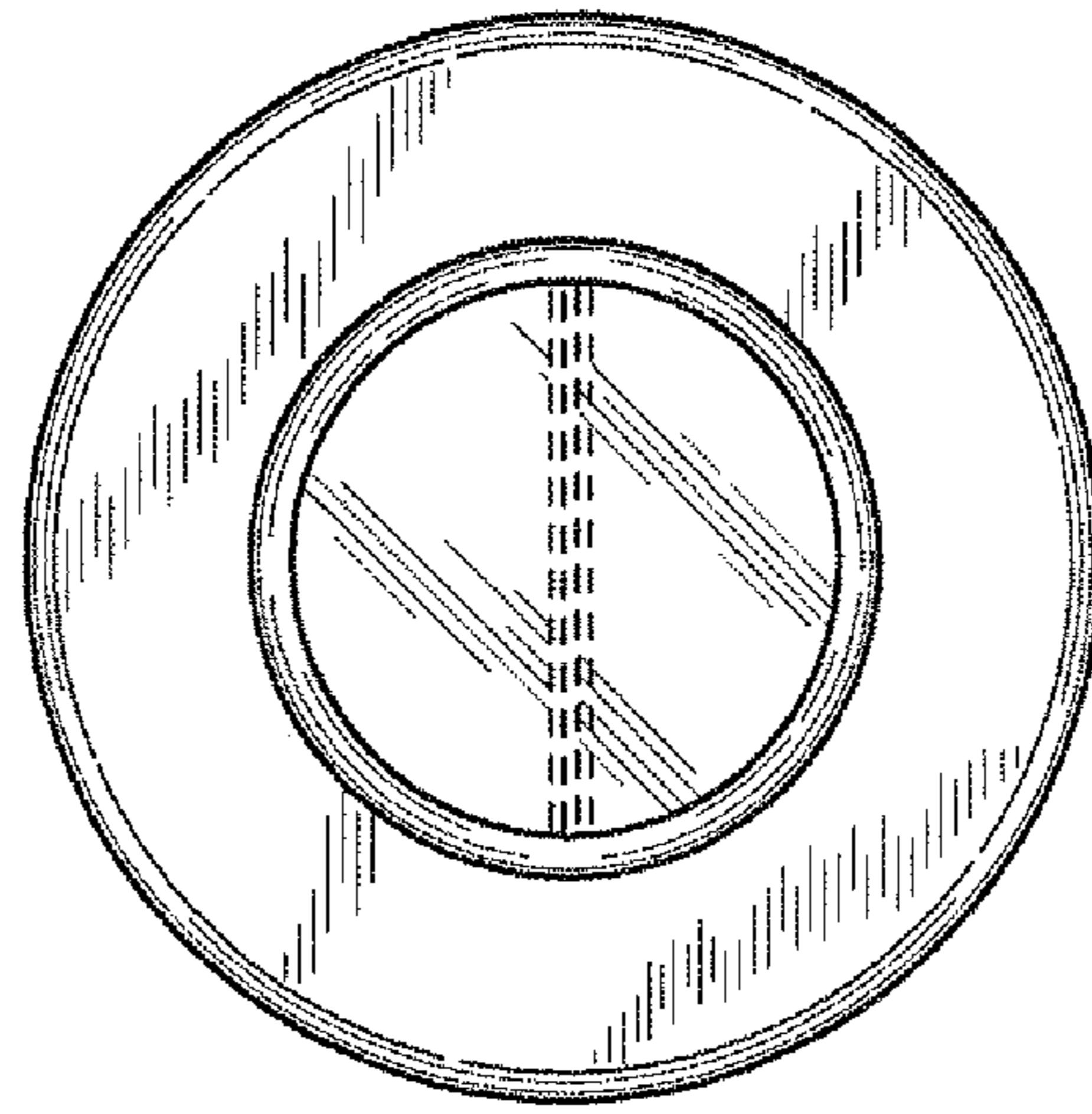


FIG. 4

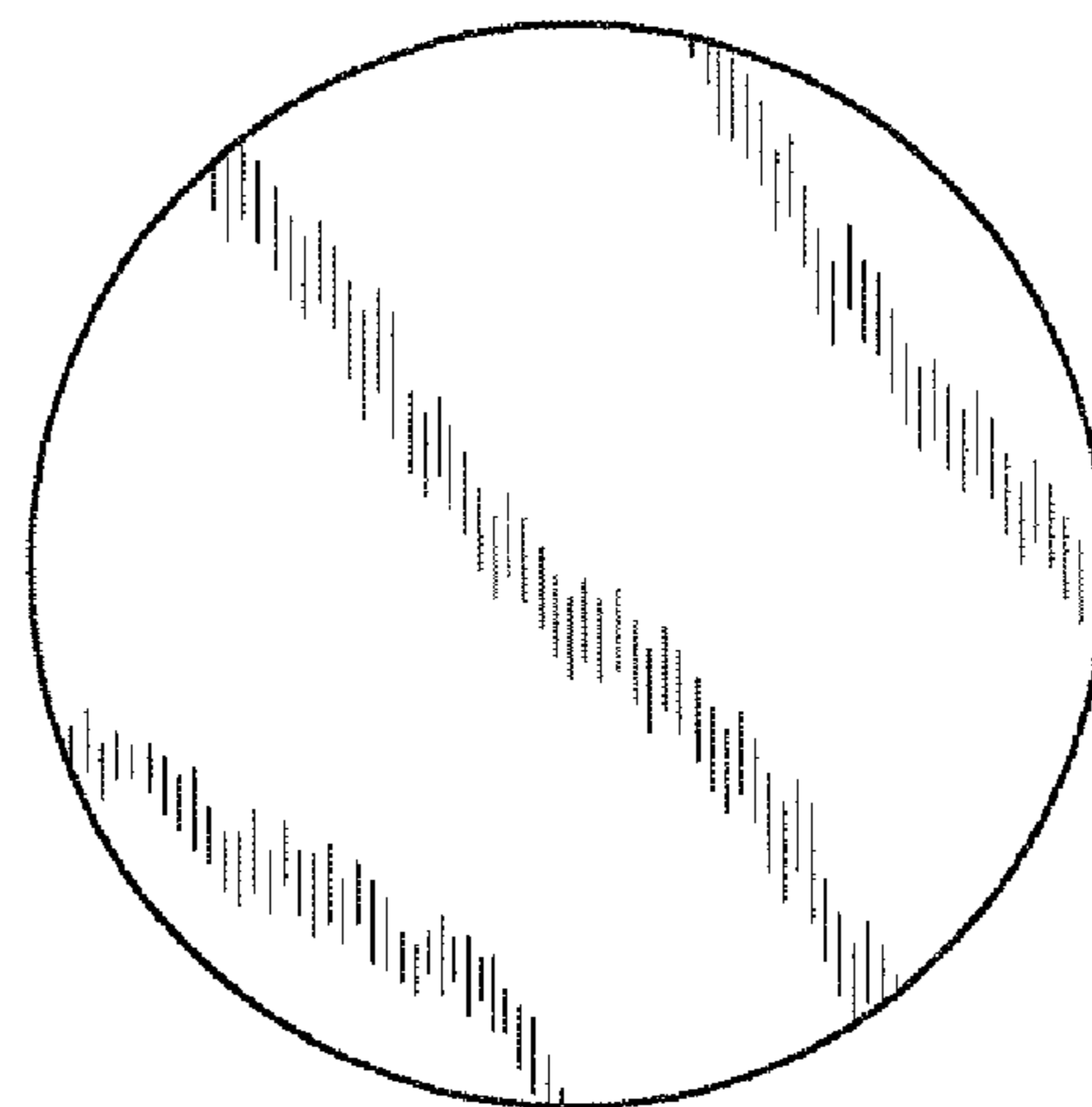


FIG. 5