

US00D626272S

(12) **United States Design Patent**
Verelst

(10) **Patent No.:** **US D626,272 S**
(45) **Date of Patent:** **** Oct. 26, 2010**

(54) **LUMINAIRE**

(75) Inventor: **Dirk Verelst**, Boechout (BE)

(73) Assignee: **Koninklijke Philips Electronics N.V.**,
Eindhoven (NL)

(**) Term: **14 Years**

(21) Appl. No.: **29/350,075**

(22) Filed: **Nov. 11, 2009**

(30) **Foreign Application Priority Data**

May 12, 2009 (EM) 001136675-0021

(51) **LOC (9) Cl.** **26-03**

(52) **U.S. Cl.** **D26/85**

(58) **Field of Classification Search** D26/83,
D26/85-92, 120; 362/147, 404-408, 431,
362/432

See application file for complete search history.

(56) **References Cited**

U.S. PATENT DOCUMENTS

D120,772 S	*	5/1940	Arenberg	D26/120
D237,533 S	*	11/1975	Gandini	D26/87
D298,059 S	*	10/1988	Muller	D26/86
D315,416 S	*	3/1991	Ziaylek et al.	D26/28
D319,319 S	*	8/1991	Von Kluck	D26/85
D406,670 S	*	3/1999	Yeh	D26/74
D484,633 S	*	12/2003	Campagna	D26/72
D487,529 S	*	3/2004	Kowitz	D26/85
D565,232 S	*	3/2008	Butler	D26/85

D568,524 S	*	5/2008	Sandell	D26/85
D583,497 S	*	12/2008	Miller et al.	D26/85
D606,232 S	*	12/2009	Sabernig	D26/85
D606,700 S	*	12/2009	Sabernig	D26/85

OTHER PUBLICATIONS

“Beam” wall sconce from Edge Lighting brochure. PDF created Feb. 26, 2009.*

Jesco “Cirque” aluminum 2 light wall sconce. found at lightinguniverse.com visited Sep. 14, 2009.*

A-19 “Islands of Light” wall sconce. Found at lightinguniverse.com, visited Sep. 14, 2009.*

Kenroy “Angoli” satin nickel wall sconce. Found at lightinguniverse.com, visited Sep. 14, 2009.*

* cited by examiner

Primary Examiner—Clare E Heflin

(57) **CLAIM**

The ornamental design for a luminaire, as shown.

DESCRIPTION

FIG. 1 is a perspective view showing my design;

FIG. 2 is a front elevational view thereof;

FIG. 3 is a rear elevational view thereof;

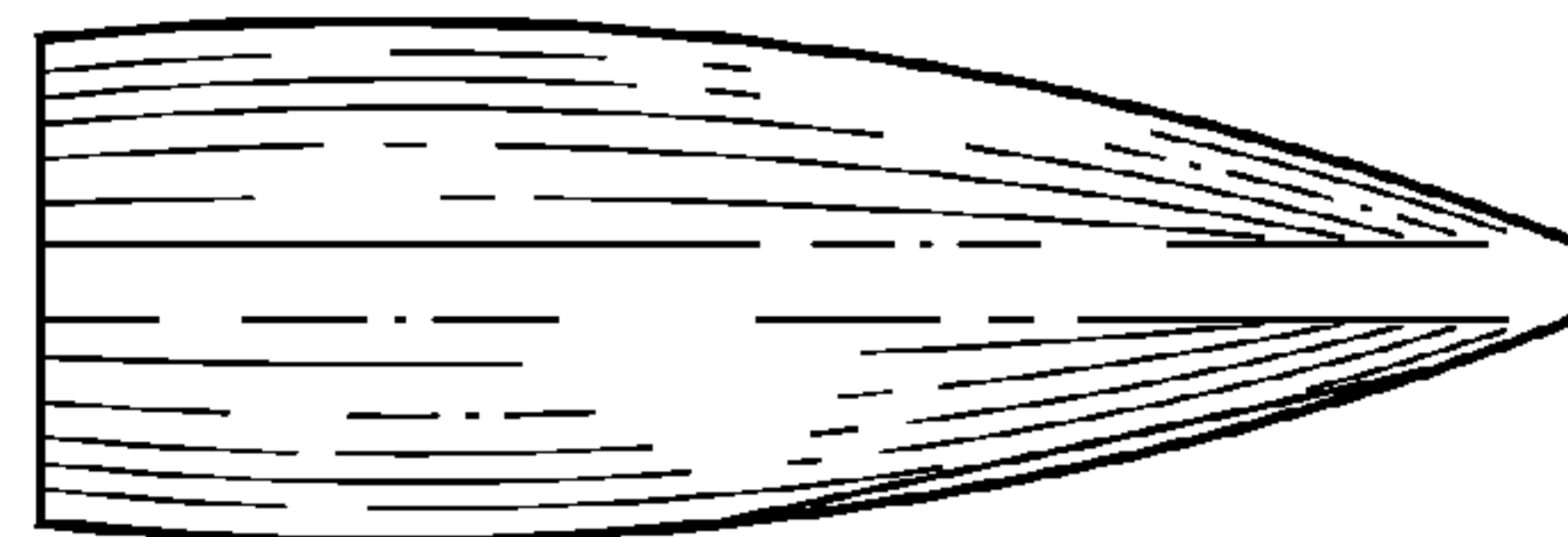

FIG. 4 is a right side elevational view thereof;

FIG. 5 is a left side elevational view thereof;

FIG. 6 is a top plan view thereof; and,

FIG. 7 is a bottom plan view thereof.

1 Claim, 3 Drawing Sheets



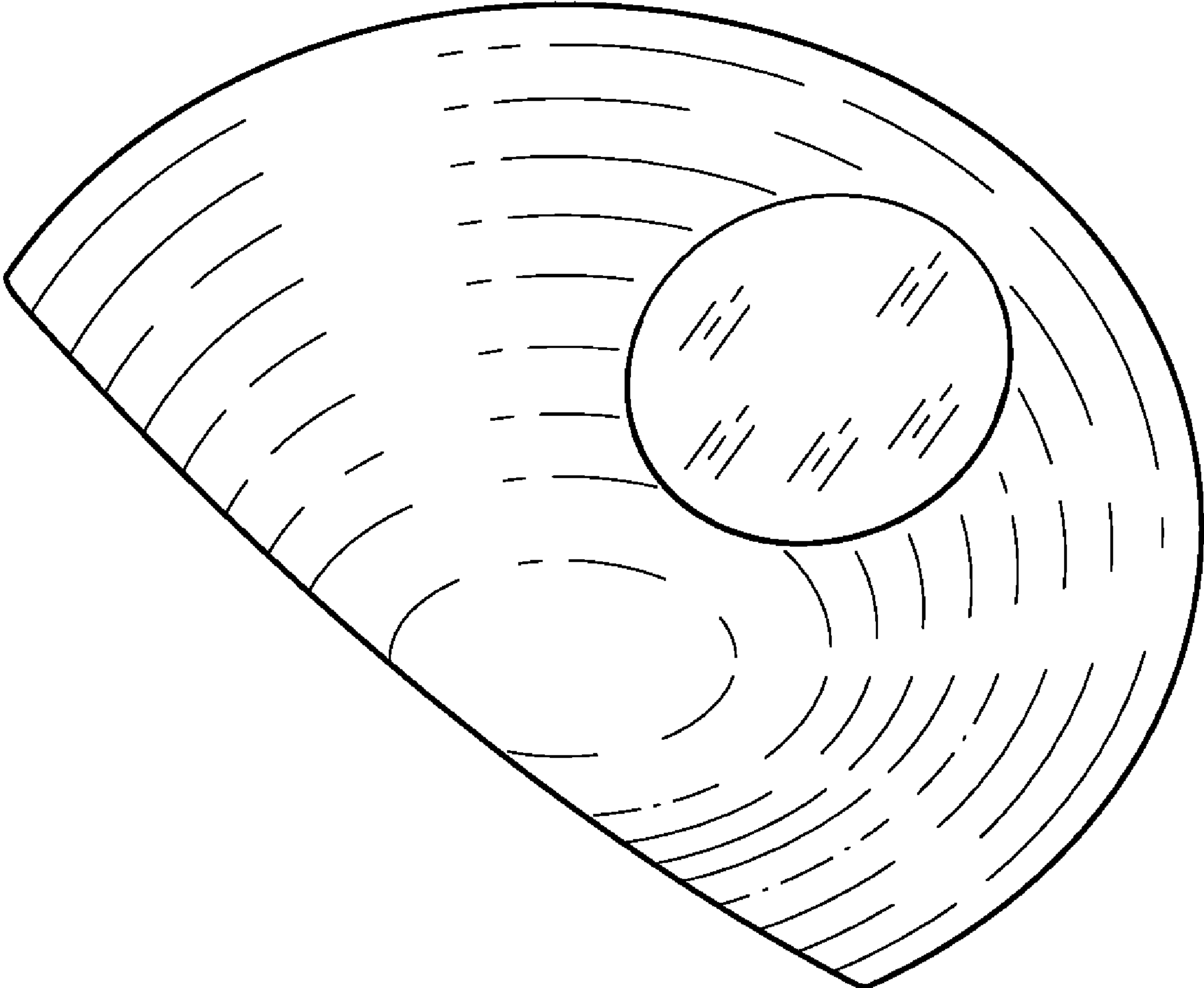


FIG. 1

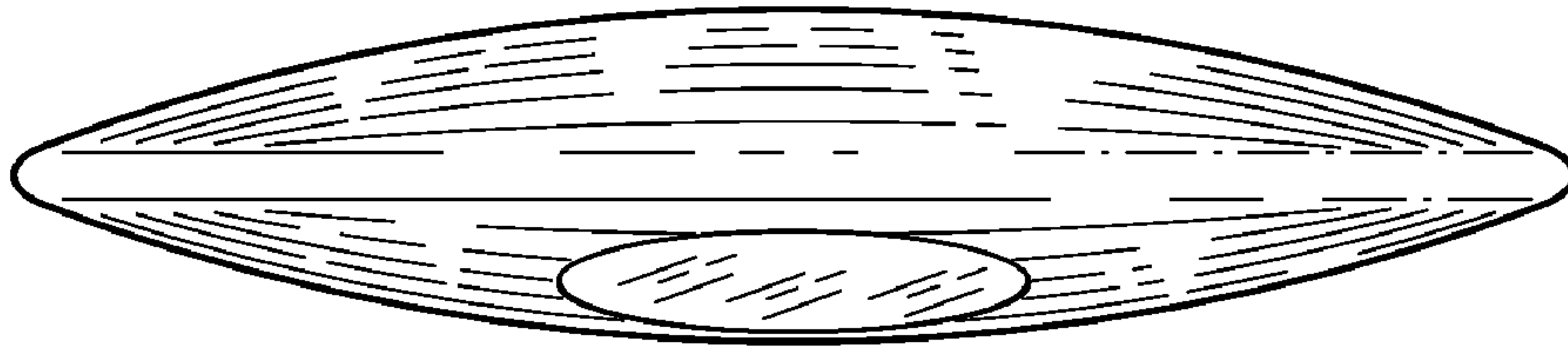


FIG. 2

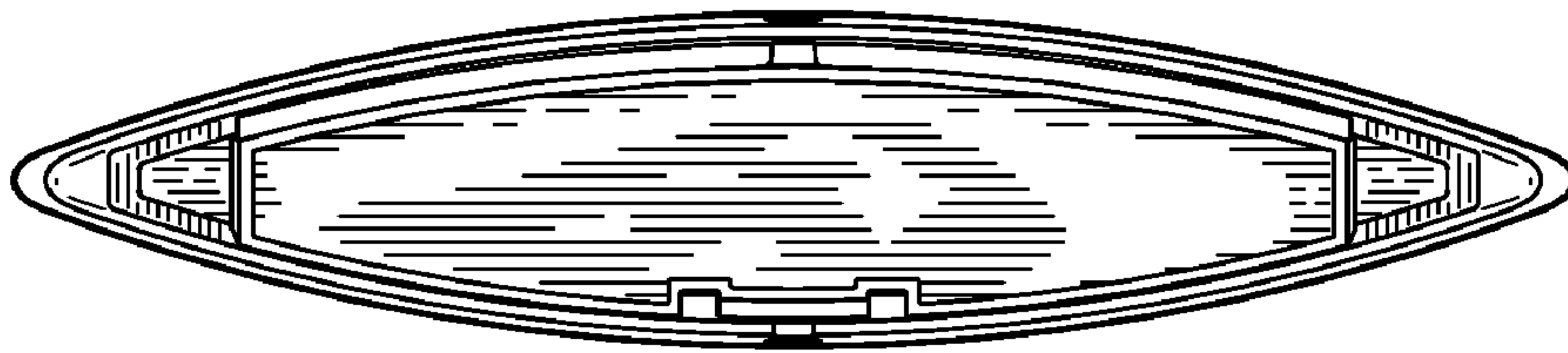


FIG. 3

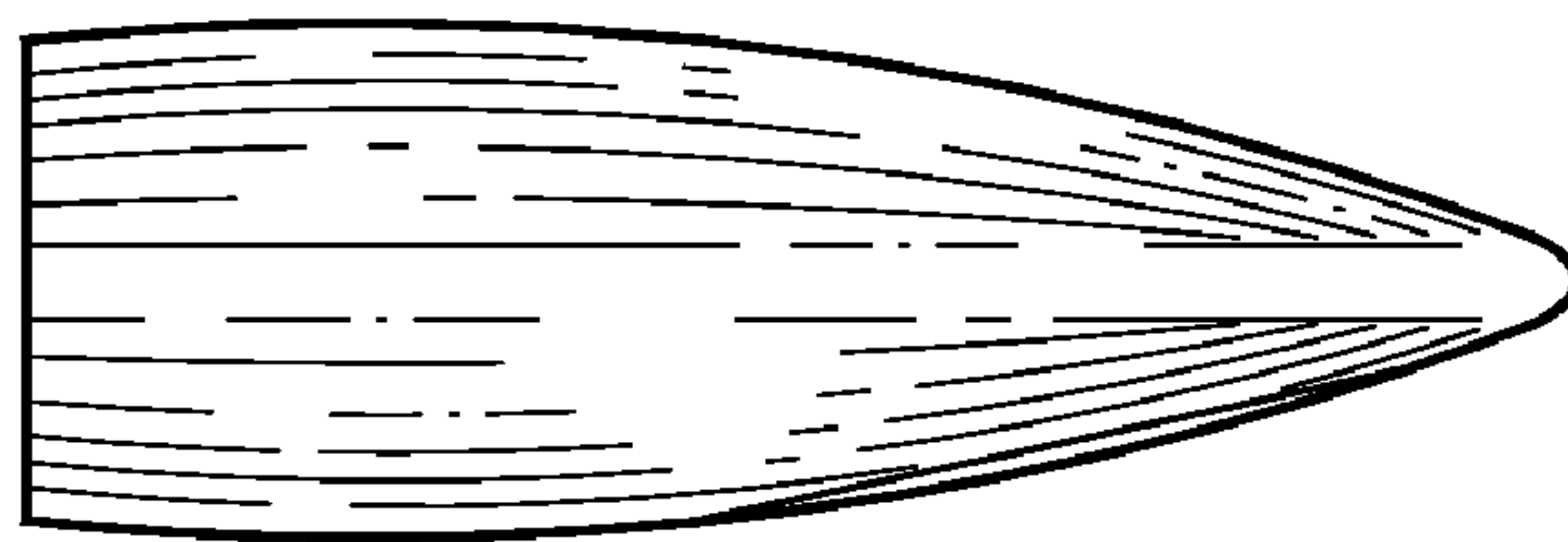


FIG. 4

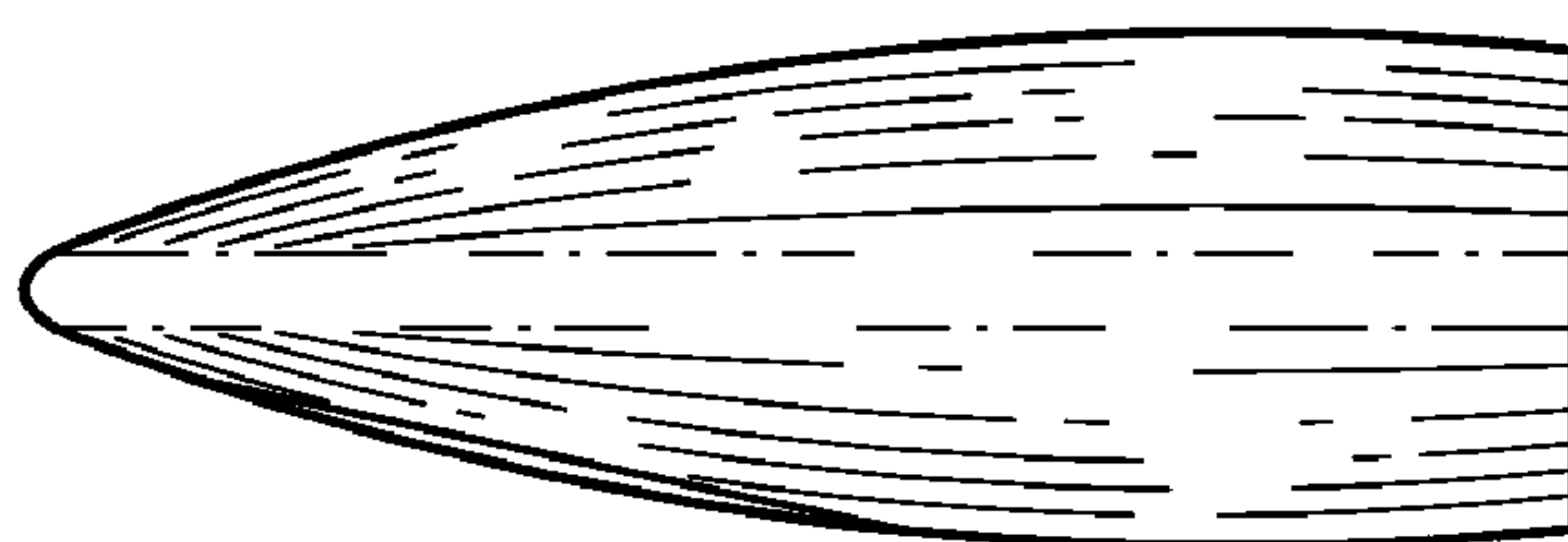


FIG. 5

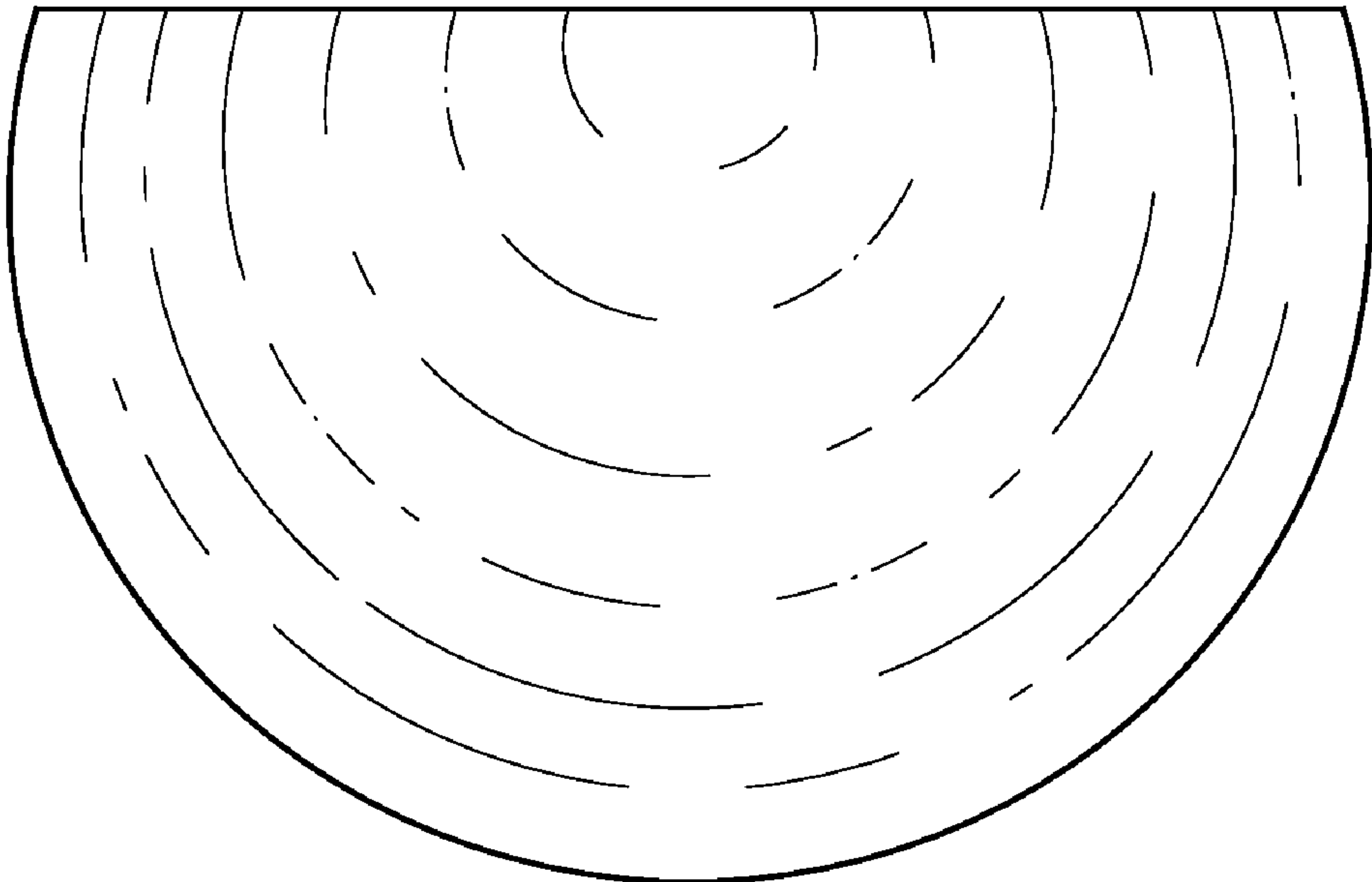


FIG. 6




FIG. 7