



US00D626256S

(12) **United States Design Patent**  
**Richter**

(10) **Patent No.:** **US D626,256 S**

(45) **Date of Patent:** **\*\* Oct. 26, 2010**

(54) **LED LIGHTING EQUIPMENT**

D547,382 S \* 7/2007 Bock ..... D20/40  
D581,985 S \* 12/2008 Spratt ..... D20/42  
D611,628 S \* 3/2010 Uemoto et al. .... D26/24

(75) Inventor: **Tobias Richter**, Aachen (DE)

(73) Assignee: **Koninklijke Philips Electronics N.V.**,  
Eindhoven (NL)

\* cited by examiner

*Primary Examiner*—Marcus A Jackson

(\*\*) Term: **14 Years**

(21) Appl. No.: **29/326,582**

(57) **CLAIM**

(22) Filed: **Oct. 21, 2008**

The ornamental design for a LED lighting equipment, as shown.

(30) **Foreign Application Priority Data**

**DESCRIPTION**

Apr. 21, 2008 (EM) ..... 000920467

(51) **LOC (9) Cl.** ..... **26-06**

(52) **U.S. Cl.** ..... **D26/1; D20/42**

(58) **Field of Classification Search** ..... D26/1;  
D20/42; D13/180; 362/612, 800  
See application file for complete search history.

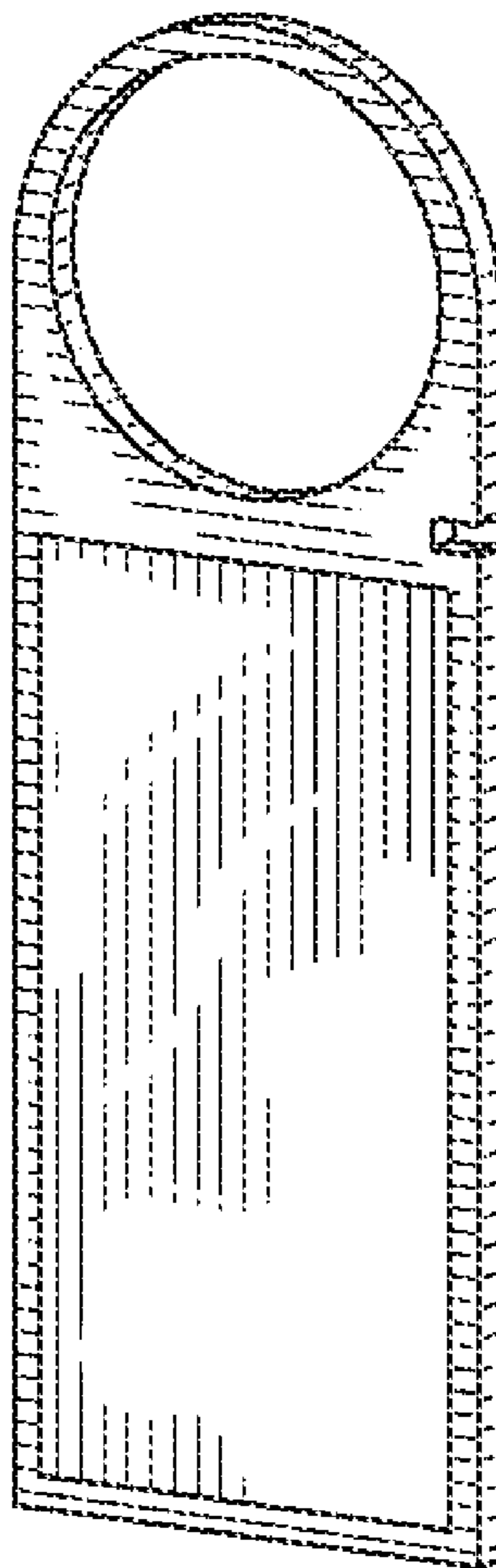
FIG. 1 is a perspective view showing my design;  
FIG. 2 is a front elevational view thereof;  
FIG. 3 is a rear elevational view thereof;  
FIG. 4 is a right side elevational view thereof;  
FIG. 5 is a left side elevational view thereof;  
FIG. 6 is a top plan view thereof; and,  
FIG. 7 is a bottom plan view thereof.

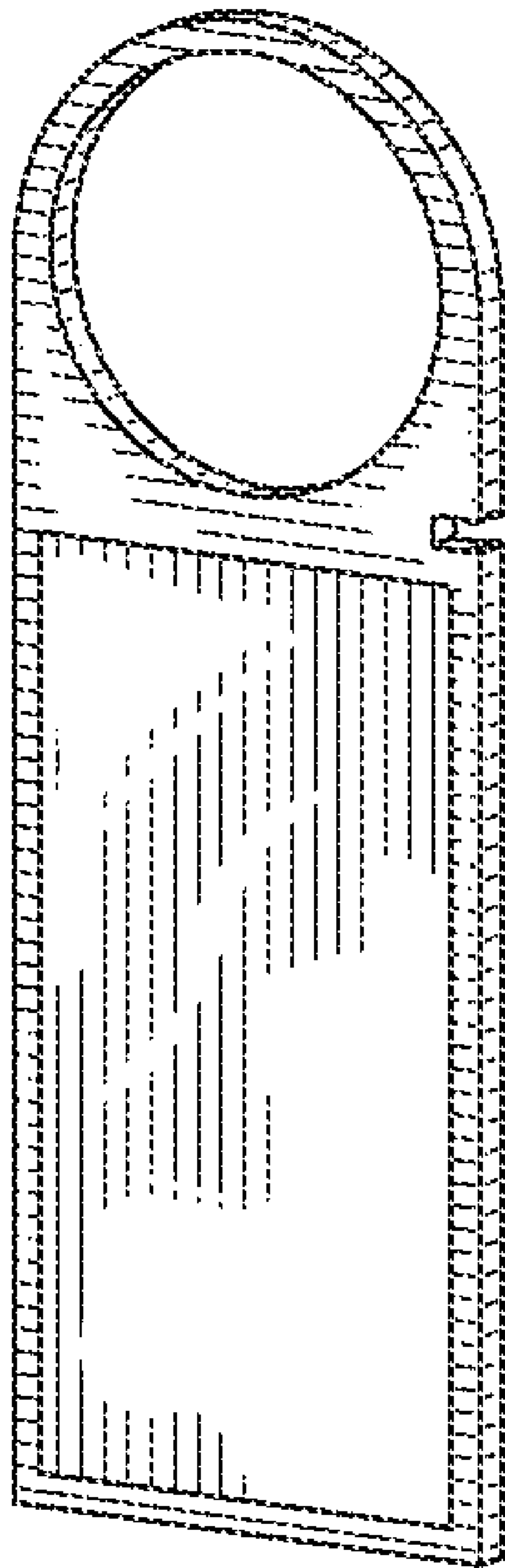
(56) **References Cited**

**U.S. PATENT DOCUMENTS**

D509,253 S \* 9/2005 Makki ..... D20/42

**1 Claim, 2 Drawing Sheets**





**FIG. 1**

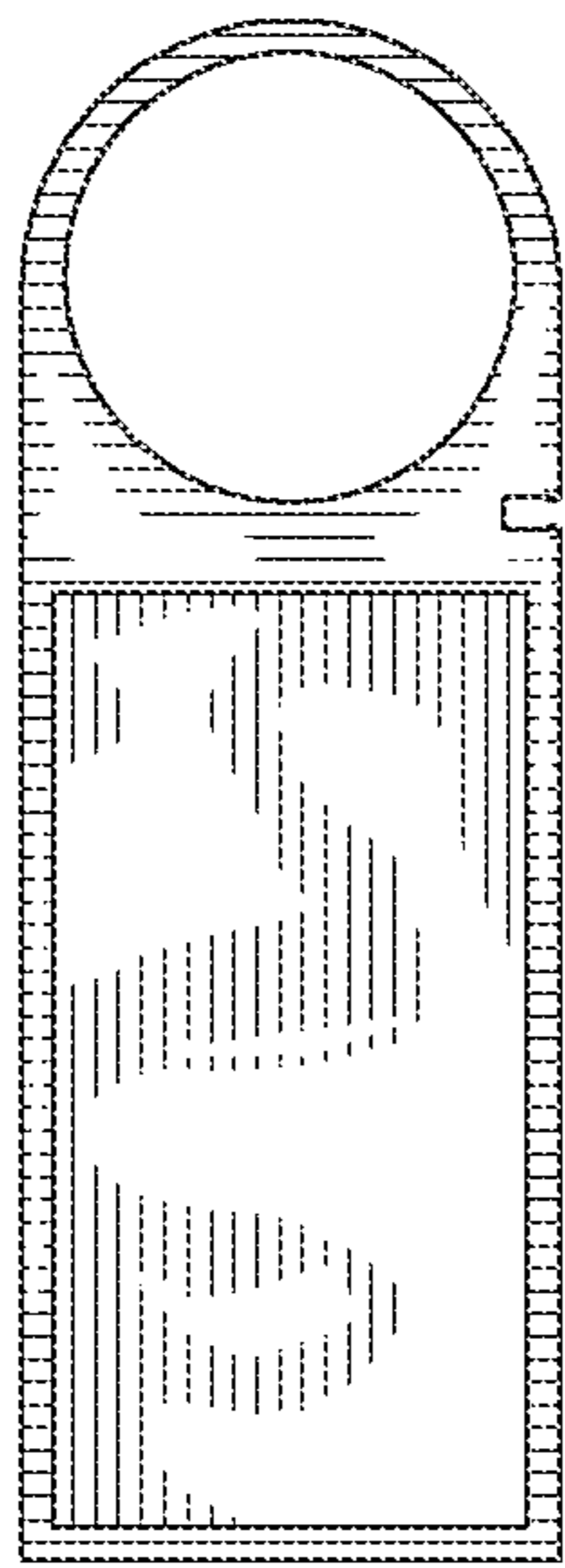


FIG. 2



FIG. 3



FIG. 4

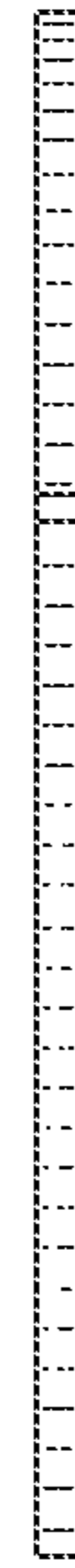


FIG. 5




FIG. 6

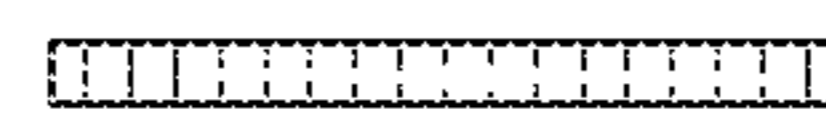


FIG. 7