

US00D626248S

(12) **United States Design Patent**
Götzen et al.

(10) **Patent No.:** **US D626,248 S**
(45) **Date of Patent:** **** Oct. 26, 2010**

(54) **VIBRATOR**

(75) Inventors: **Lars Götzen**, Ratingen (DE); **Andre Schieck**, Ratingen (DE)

(73) Assignee: **Majestix GmbH & Co KG**, Ratingen (DE)

(**) Term: **14 Years**

(21) Appl. No.: **29/336,042**

(22) Filed: **Apr. 27, 2009**

(30) **Foreign Application Priority Data**

Oct. 27, 2008 (EM) 001028120-0001

(51) **LOC (9) Cl.** **28-03**

(52) **U.S. Cl.** **D24/215**

(58) **Field of Classification Search** D24/200,
D24/204, 206, 211-215, 201; 601/19, 22,
601/27, 28, 29, 30, 31, 39, 46, 56, 63, 68,
601/72, 80, 125, 135, 157, 169, DIG. 12,
601/DIG. 14, DIG. 16, DIG. 17; D6/335,
D6/336; D21/685

See application file for complete search history.

(56) **References Cited**

U.S. PATENT DOCUMENTS

D234,724 S * 4/1975 Tavel D24/214
3,996,930 A * 12/1976 Sekulich 601/137
D384,156 S * 9/1997 Kain D24/200
5,690,603 A * 11/1997 Kain 600/38
5,853,362 A * 12/1998 Jacobs 600/38

6,190,307 B1 * 2/2001 Tsai 600/38
D495,803 S * 9/2004 Gough et al. D24/211
D515,219 S * 2/2006 Nan D24/215
D558,356 S * 12/2007 Nan D24/215
D559,990 S * 1/2008 Gayne D24/200
D568,490 S * 5/2008 Nan D24/215
D592,758 S * 5/2009 Kain D24/215
D596,307 S * 7/2009 Stewart D24/214
D599,486 S * 9/2009 Stewart D24/214
D604,425 S * 11/2009 Stewart D24/214
D606,206 S * 12/2009 Nan et al. D24/215
D606,208 S * 12/2009 Nan et al. D24/215
2008/0139980 A1 * 6/2008 Fladl et al. 601/70
2009/0005714 A1 * 1/2009 Mecenero 601/46

* cited by examiner

Primary Examiner—Sandra Snapp

(74) *Attorney, Agent, or Firm*—Smartpat PLC; Axel Nix

(57) **CLAIM**

I claim the ornamental design for a vibrator, as shown and described.

DESCRIPTION

FIG. 1 is a front view of a vibrator showing my new design;
FIG. 2 is a top view thereof;
FIG. 3 is a bottom view thereof;
FIG. 4 is a perspective right side and top view thereof;
FIG. 5 is a right side view thereof;
FIG. 6 is a left side view thereof; and,
FIG. 7 is a perspective right side and bottom view thereof.

1 Claim, 7 Drawing Sheets



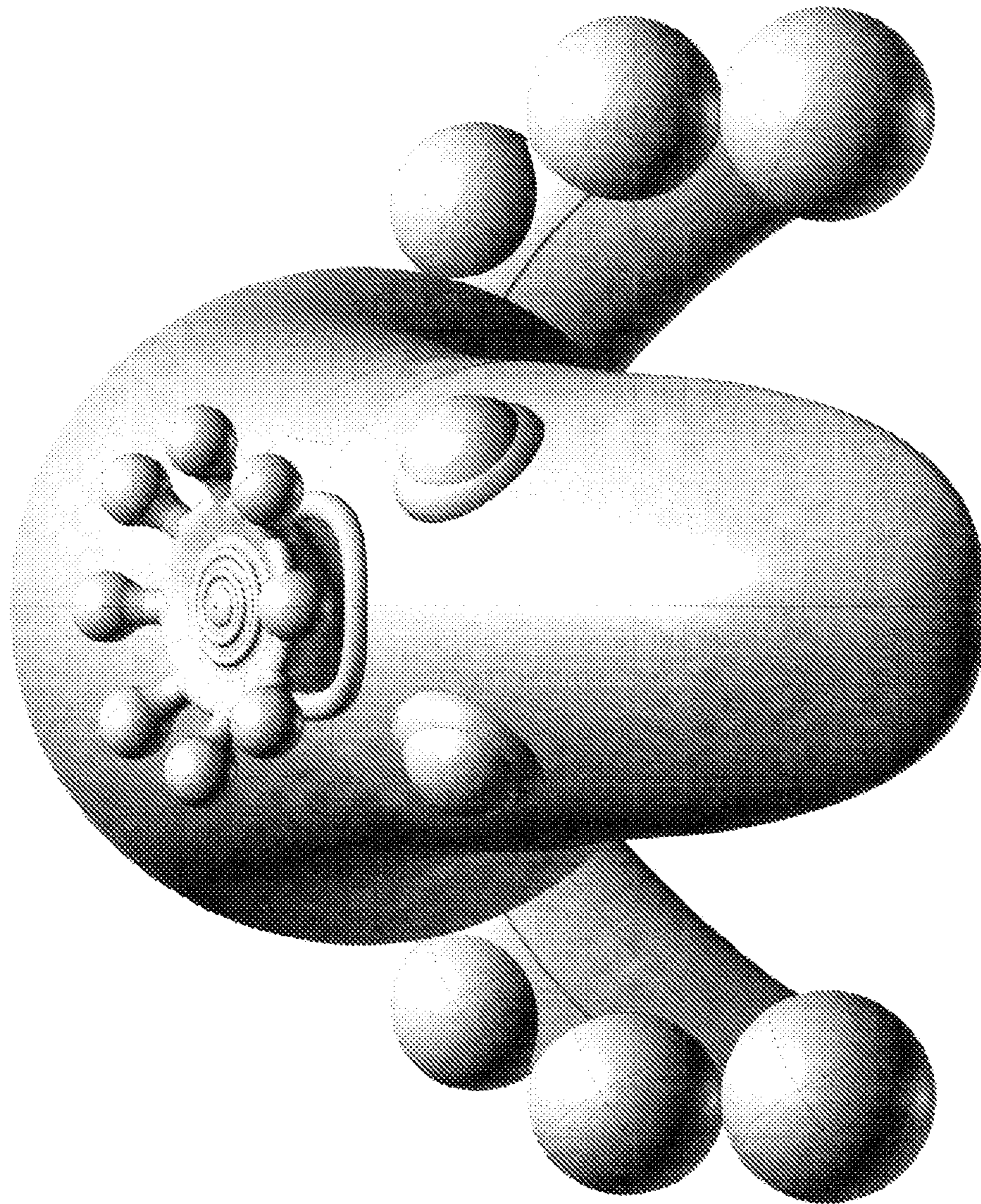


FIG. 1




FIG. 2




FIG. 3




FIG. 4




FIG. 5




FIG. 6

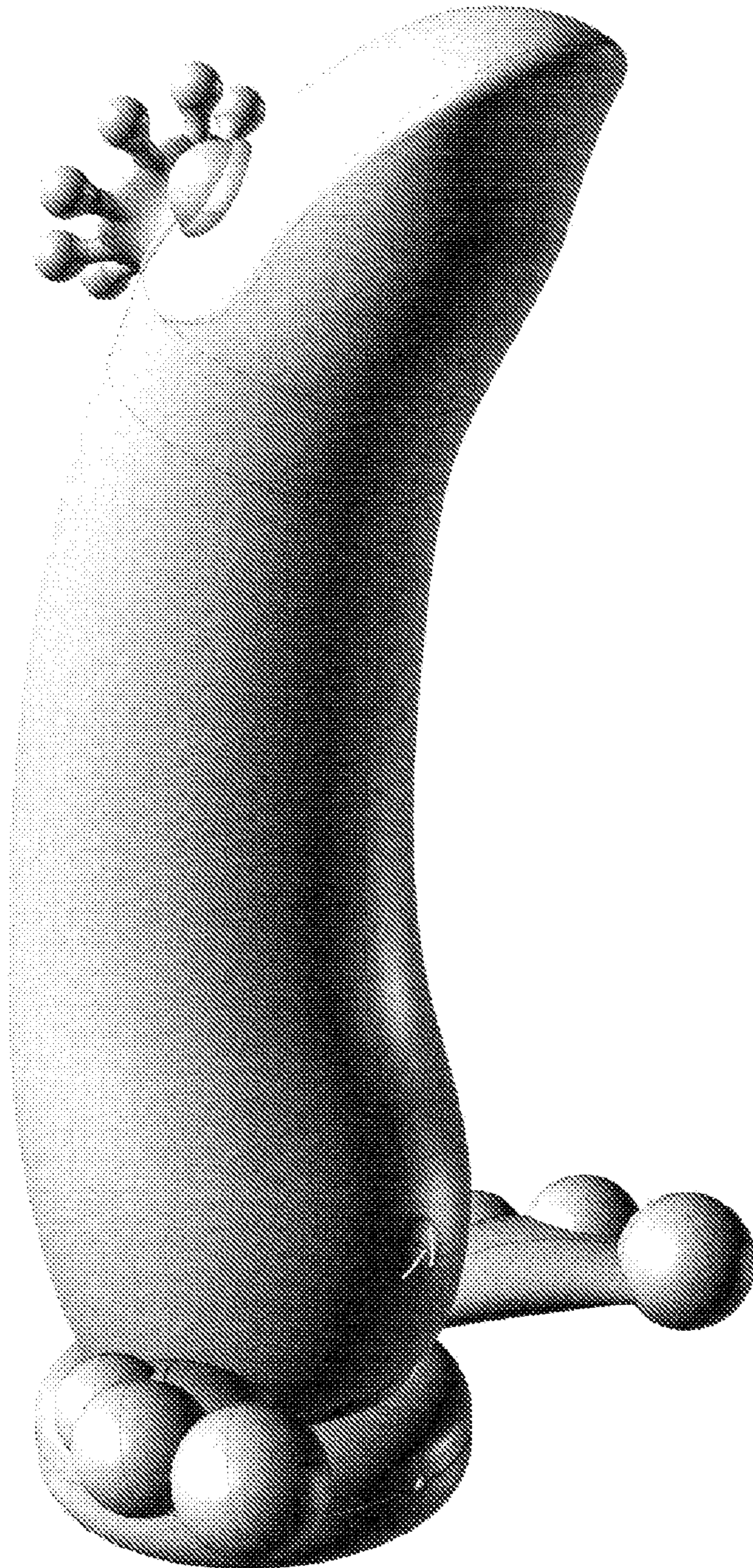


FIG. 7