



US00D626208S

(12) **United States Design Patent**
Clements

(10) **Patent No.:** **US D626,208 S**

(45) **Date of Patent:** **** Oct. 26, 2010**

(54) **CARTRIDGE FILTER GASKET**

(75) Inventor: **Jack T Clements**, Lees Summit, MO
(US)

(73) Assignee: **iFil USA, LLC**, Harrisonville, MO (US)

(**) Term: **14 Years**

(21) Appl. No.: **29/355,427**

(22) Filed: **Feb. 8, 2010**

(51) **LOC (9) Cl.** **23-04**

(52) **U.S. Cl.** **D23/386; D23/365**

(58) **Field of Classification Search** D23/386,
D23/365, 209, 363, 358, 354, 341, 364, 205,
D23/260-262, 249, 269, 259, 266; 55/385.3,
55/502, 497, 506, 505, 521, 495, 422, 493,
55/DIG. 30, 377, DIG. 26; 210/497.1, 211,
210/444, 446, 282; D32/31; 277/602

See application file for complete search history.

(56) **References Cited**

U.S. PATENT DOCUMENTS

D285,109 S *	8/1986	Jornhagen	D23/269
D285,247 S *	8/1986	Jornhagen	D23/269
5,746,792 A	5/1998	Clements et al.		
D437,034 S *	1/2001	Stout, Jr.	D23/269
6,858,052 B2	2/2005	Clements		
D513,072 S *	12/2005	Berg	D23/386

D534,253 S *	12/2006	Sandman et al.	D23/269
7,186,284 B2	3/2007	Clements		
D553,238 S *	10/2007	Haggkvist	D23/386
D556,867 S *	12/2007	Darce	D23/269
D557,387 S *	12/2007	Darce	D23/269
D557,771 S *	12/2007	Darce	D23/269
D572,348 S *	7/2008	Arosio	D23/269
D574,934 S *	8/2008	Darce	D23/269
D598,988 S *	8/2009	Jacoby	D23/269
D605,739 S *	12/2009	Henry et al.	D23/269

* cited by examiner

Primary Examiner—T. Chase Nelson

Assistant Examiner—David G Muller

(74) *Attorney, Agent, or Firm*—Joseph B Bowman

(57) **CLAIM**

The ornamental design for a cartridge filter gasket, as shown and described.

DESCRIPTION

FIG. 1 is a top plan view of a cartridge filter gasket showing my new design;

FIG. 2 is a front elevational view thereof, with all side and rear views thereof having the same appearance;

FIG. 3 is a bottom plan view thereof; and,

FIG. 4 is a sectional side view thereof to better illustrate the contours of the gasket.

1 Claim, 2 Drawing Sheets

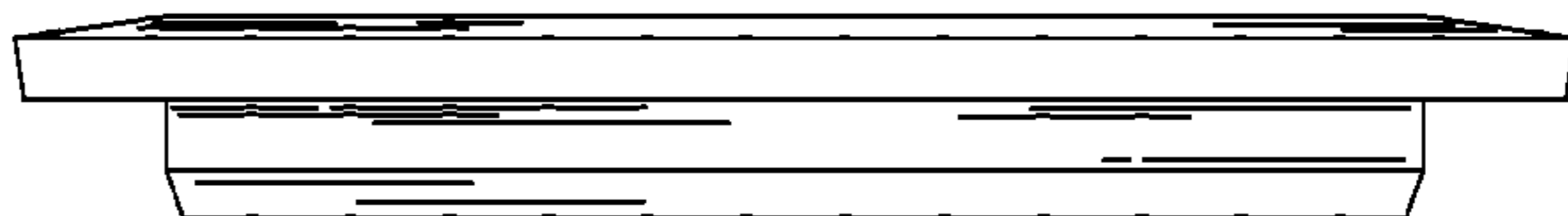
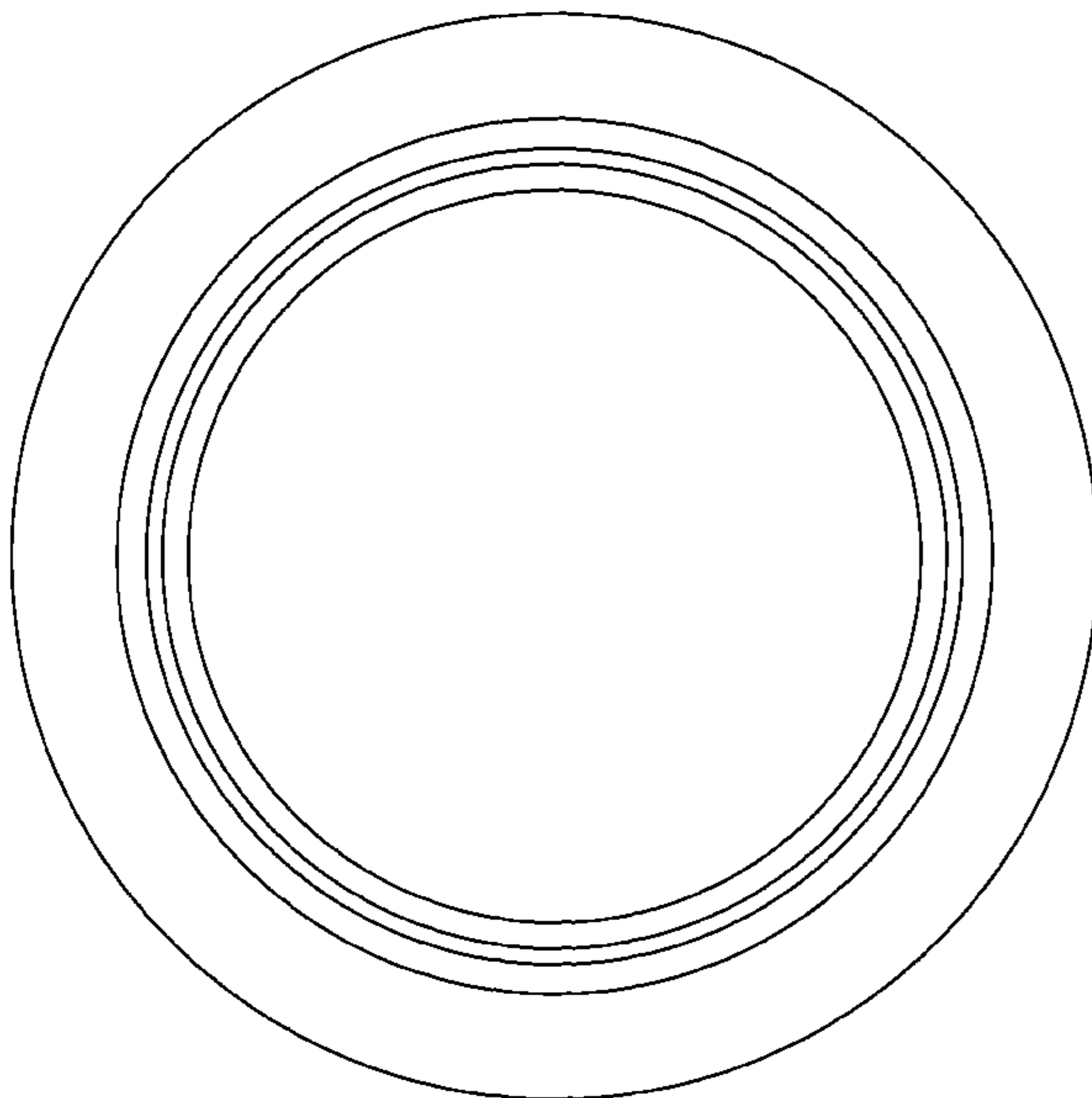


Fig. 1

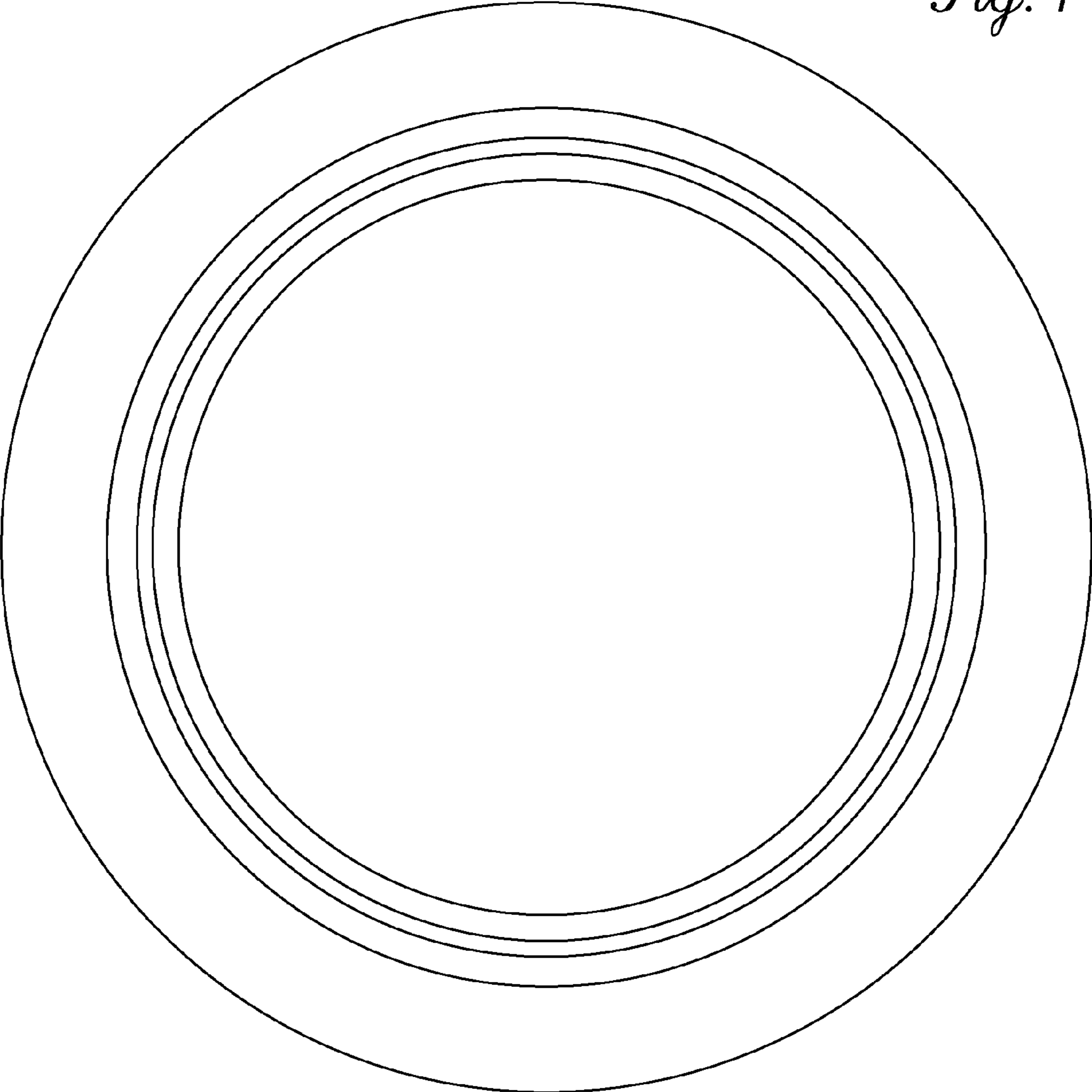


Fig. 2

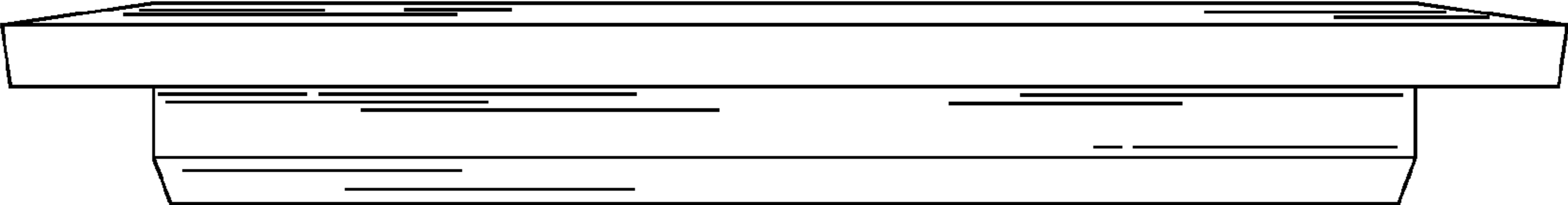


Fig. 3

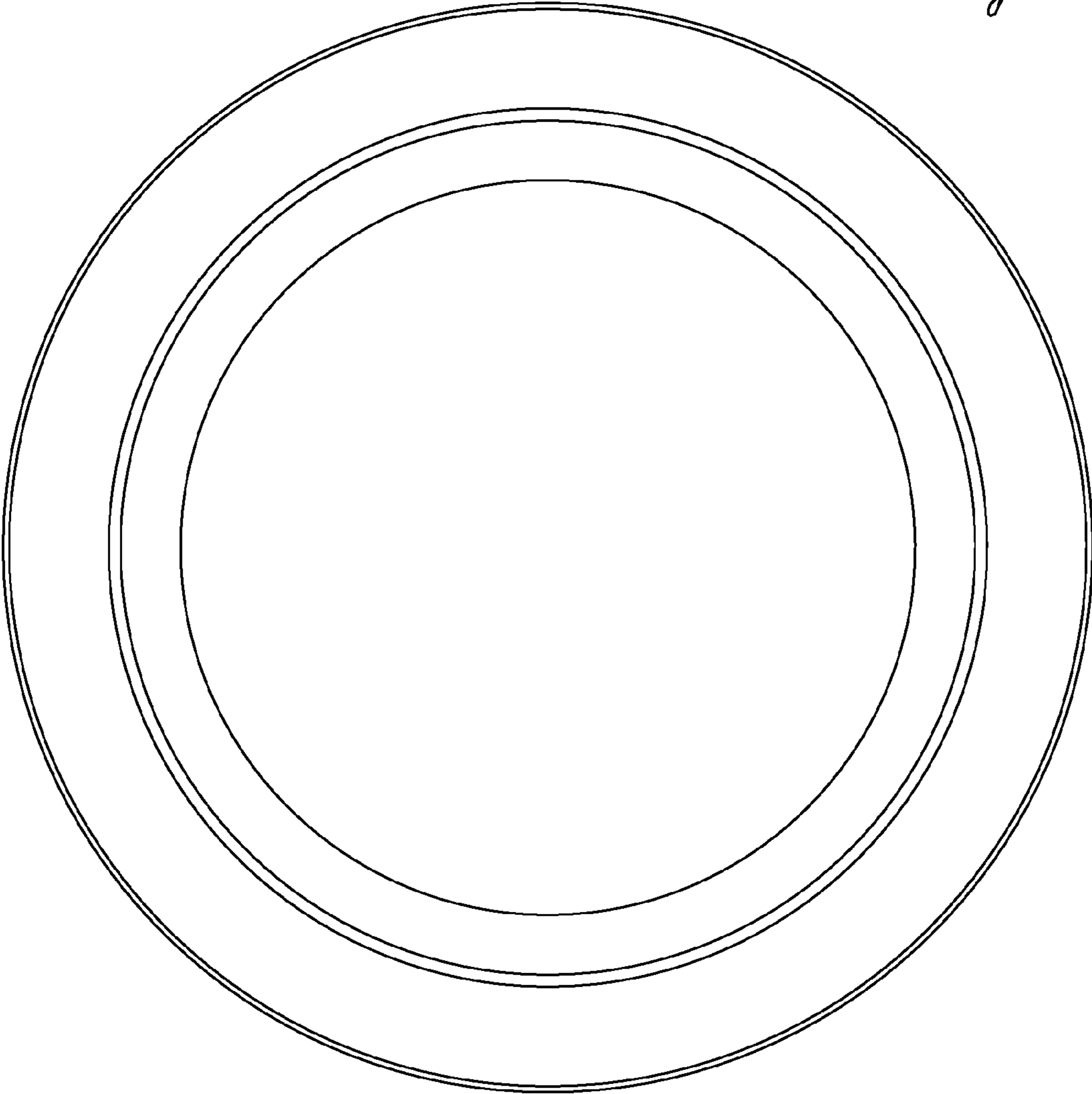


Fig. 4

