



US00D626196S

(12) **United States Design Patent**  
**Gilbert**

(10) **Patent No.:** **US D626,196 S**  
(45) **Date of Patent:** **\*\* Oct. 26, 2010**

(54) **HANDHELD SHOWER PORTION**

D415,821 S 10/1999 Milrud et al.

(75) Inventor: **Christopher Jon Gilbert**, Moreland Hills, OH (US)

(Continued)

(73) Assignee: **Moen Incorporated**, North Olmsted, OH (US)

**OTHER PUBLICATIONS**

(\*\*) Term: **14 Years**

Michael Graves Hand Held Shower Sprayer Massager, "Hand Held Shower Sprayer & Massager—Michael Graves Active Living Collection," <http://www.allegromedical.com/bathroom-assists-c517/michael-graves-shower-heads-p556562.html>, Nov. 26, 2008, 3 pages.

(21) Appl. No.: **29/353,358**

*Primary Examiner*—Robin V Webster

(22) Filed: **Jan. 7, 2010**

(74) *Attorney, Agent, or Firm*—Calfee, Halter & Griswold LLP

(51) **LOC (9) Cl.** ..... **23-01**

(52) **U.S. Cl.** ..... **D23/223**

(58) **Field of Classification Search** ..... D23/213,  
D23/223, 229–230; 239/394, 282, 283;  
4/615

(57) **CLAIM**

See application file for complete search history.

The ornamental design for a handheld shower portion, as shown and described.

(56) **References Cited**

**U.S. PATENT DOCUMENTS**

D141,185 S *	5/1945	Stanitz	.....	D23/223
2,532,270 A	11/1950	Ellinger		
D179,666 S	2/1957	Sykes		
3,318,530 A	5/1967	Rhodes		
D241,546 S	9/1976	Rizzuto		
D258,677 S	3/1981	Larsson		
D261,300 S *	10/1981	Klose	.....	D23/223
D269,540 S	6/1983	Larsson		
D309,773 S	8/1990	Huen		
D328,634 S	8/1992	Ward		
D337,810 S	7/1993	Bengtson et al.		
D344,573 S	2/1994	Bruno et al.		
D363,972 S	11/1995	Huen		
D367,696 S	3/1996	Andrus		
D372,517 S	8/1996	Farnsteiner		
D376,410 S	12/1996	Chen		
D380,808 S	7/1997	Barre		
D385,333 S	10/1997	Caroen et al.		
D387,414 S	12/1997	Kieffer et al.		
5,749,552 A	5/1998	Fan		
D403,408 S	12/1998	Andrus et al.		
D405,503 S	2/1999	Endo		
D410,729 S	6/1999	Fan		

**DESCRIPTION**

FIG. 1 is a front, right side perspective view of a handheld shower portion of the new design;

FIG. 2 is a front elevational view of the handheld shower portion of FIG. 1;

FIG. 3 is a rear elevational view of the handheld shower portion of FIG. 1;

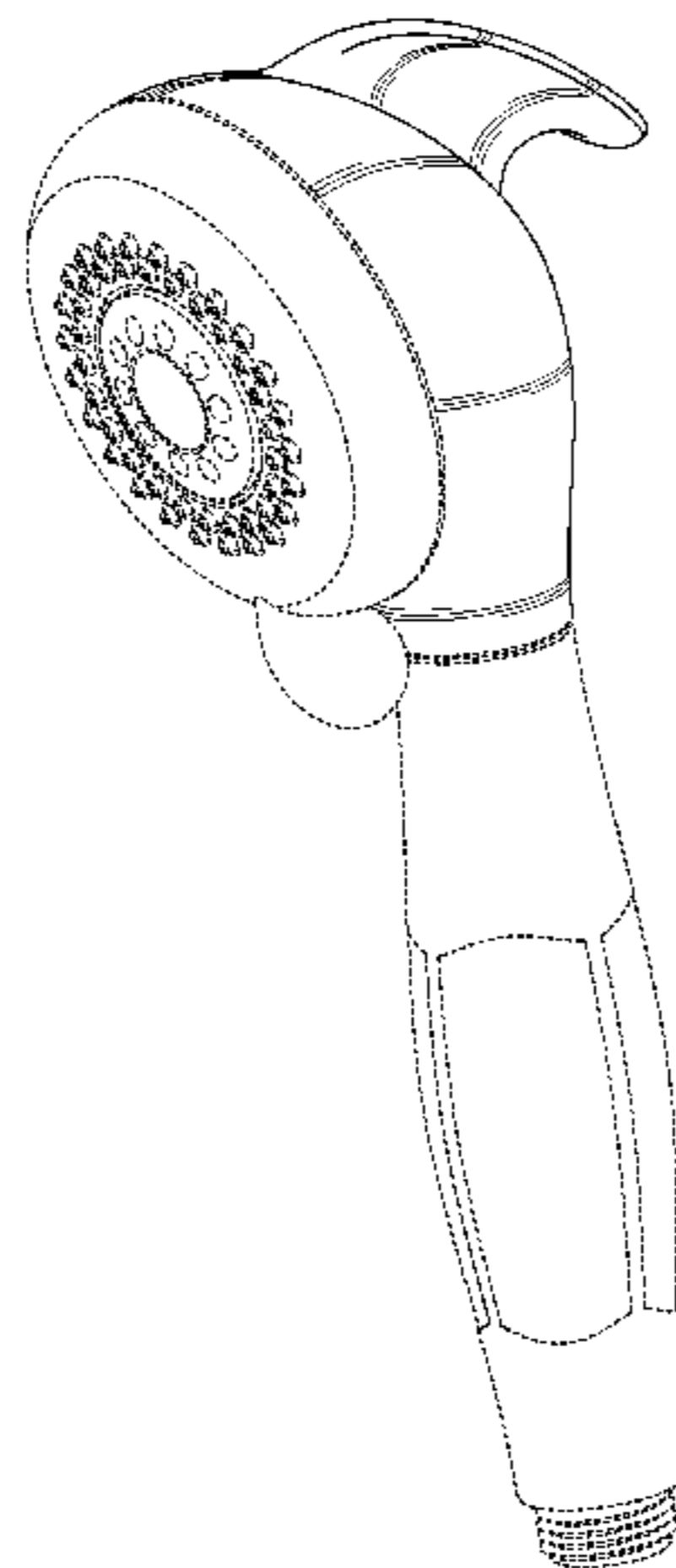
FIG. 4 is a left side elevational view of the handheld shower portion of FIG. 1, the right side elevational view being a mirror image thereof;

FIG. 5 is a top plan view of the handheld shower portion of FIG. 1; and,

FIG. 6 is a rear, bottom perspective view of the handheld shower portion of FIG. 1.

The portions of the Figures shown in broken lines are not part of the claimed design and are for illustration only.

**1 Claim, 4 Drawing Sheets**



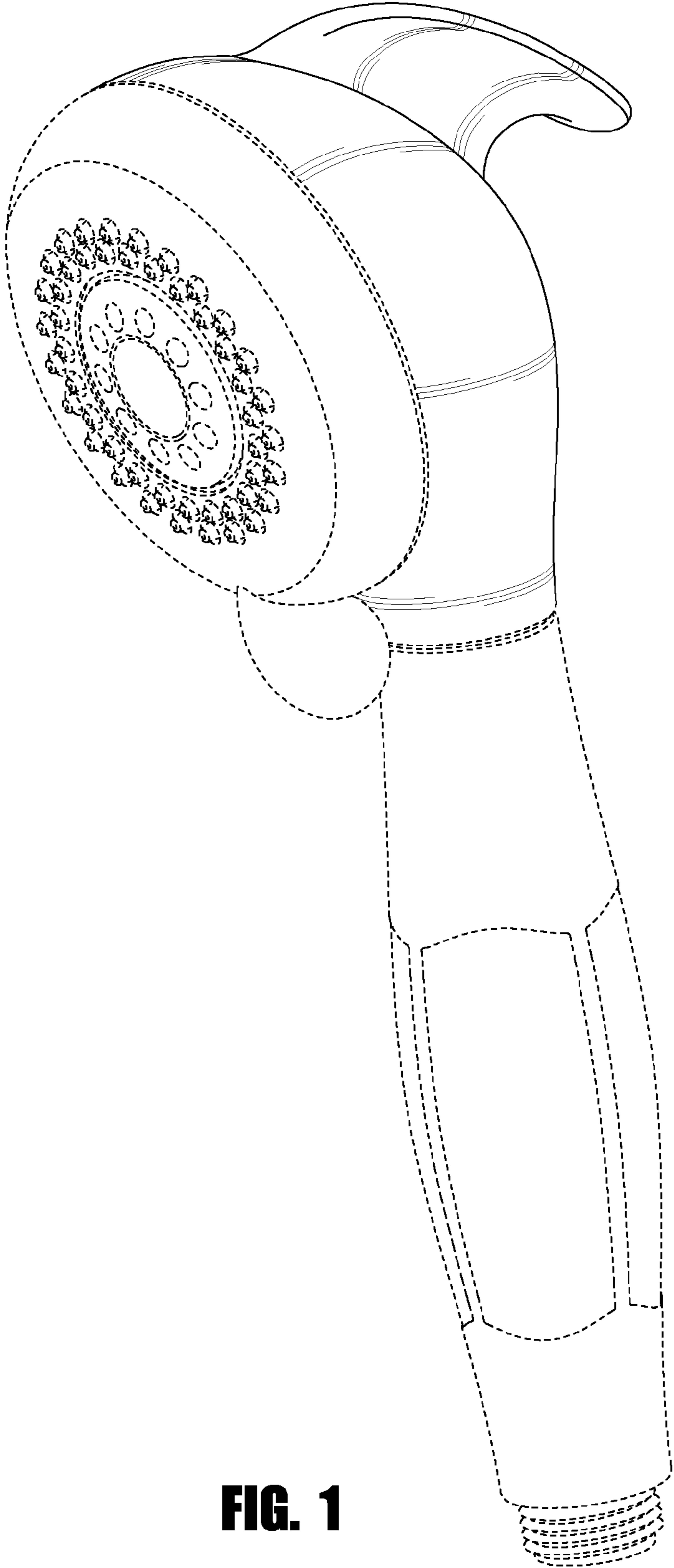
# US D626,196 S

Page 2

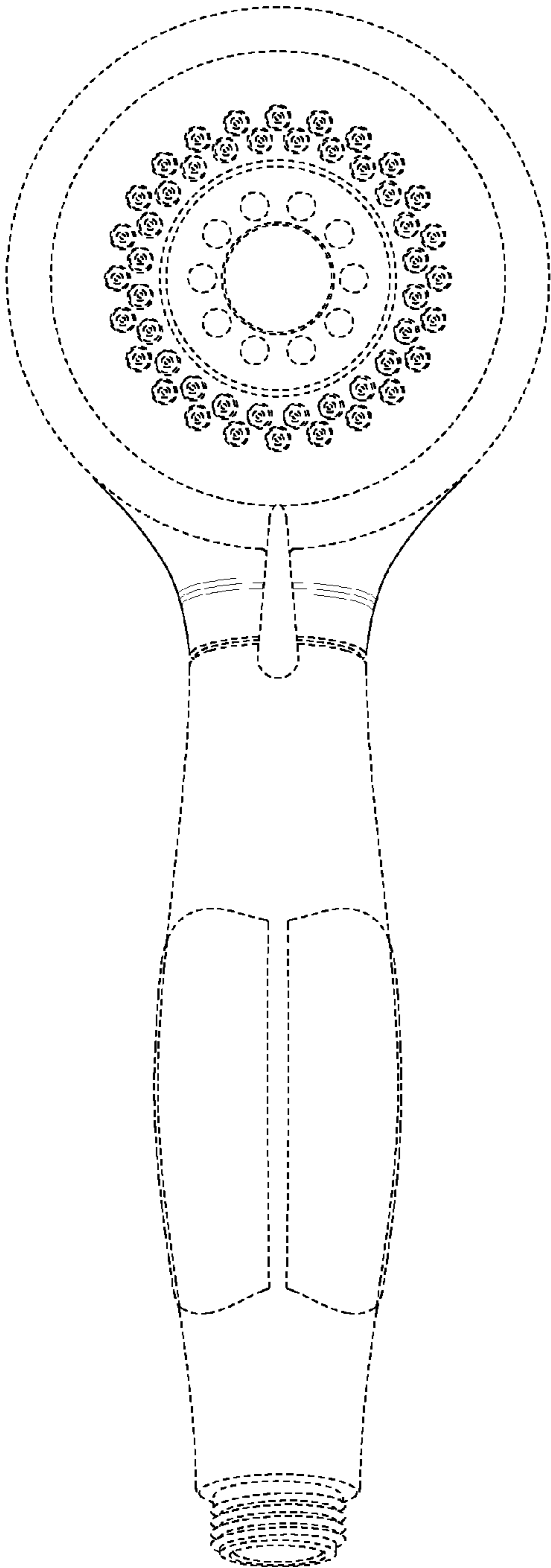
---

U.S. PATENT DOCUMENTS					
D421,482 S	3/2000	Milrud et al.	6,964,382 B2	11/2005	Alexander et al.
D424,160 S	5/2000	Haug et al.	D516,671 S	3/2006	Wu et al.
D424,164 S	5/2000	Haug et al.	D534,239 S *	12/2006	Dingler et al. .... D23/223
D428,110 S	7/2000	Haug et al.	D535,354 S	1/2007	Wu
D433,097 S	10/2000	Tse	D542,378 S	5/2007	Jou
D437,393 S	2/2001	Ouano et al.	D542,887 S	5/2007	Cutler
D457,937 S	5/2002	Lindholm et al.	D547,420 S	7/2007	Lobermeier
6,412,711 B1	7/2002	Fan	D547,421 S	7/2007	Lobermeier
D465,548 S	11/2002	Tse	D553,709 S	10/2007	Huang
D466,185 S	11/2002	Tse	D553,710 S	10/2007	Huang
D467,302 S	12/2002	Singtoroj	D559,947 S	1/2008	Tse
D470,568 S	2/2003	Wu	D569,479 S	5/2008	Genord et al.
D489,790 S	5/2004	Lin	D574,463 S	8/2008	Soriano
D490,139 S	5/2004	Lin	D575,373 S *	8/2008	Giggs et al. .... D23/223
D491,632 S	6/2004	Lin	D579,517 S	10/2008	Corbett
D492,006 S	6/2004	Haug et al.	D581,484 S	11/2008	Schoenherr et al.
6,789,751 B1	9/2004	Fan	D587,340 S *	2/2009	Parsons et al. .... D23/223
D507,630 S	7/2005	Huang	2007/0180608 A1	8/2007	Zhadanov et al.
			2008/0313802 A1	12/2008	Heisterhagen

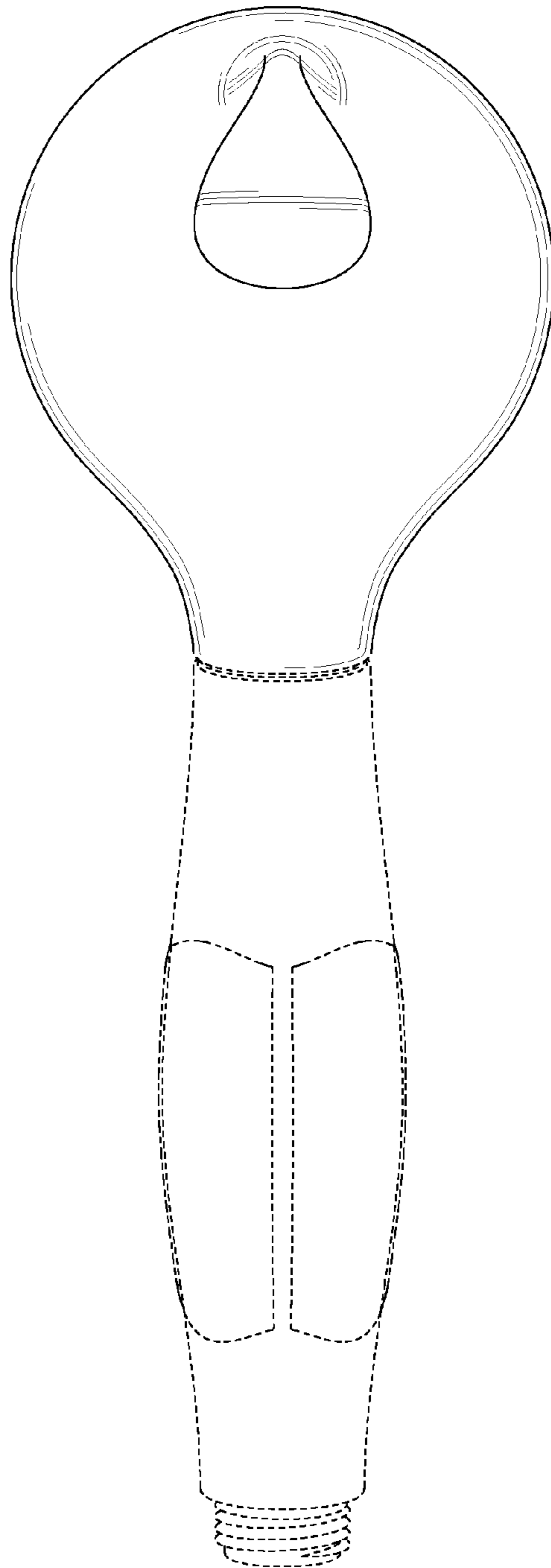
\* cited by examiner



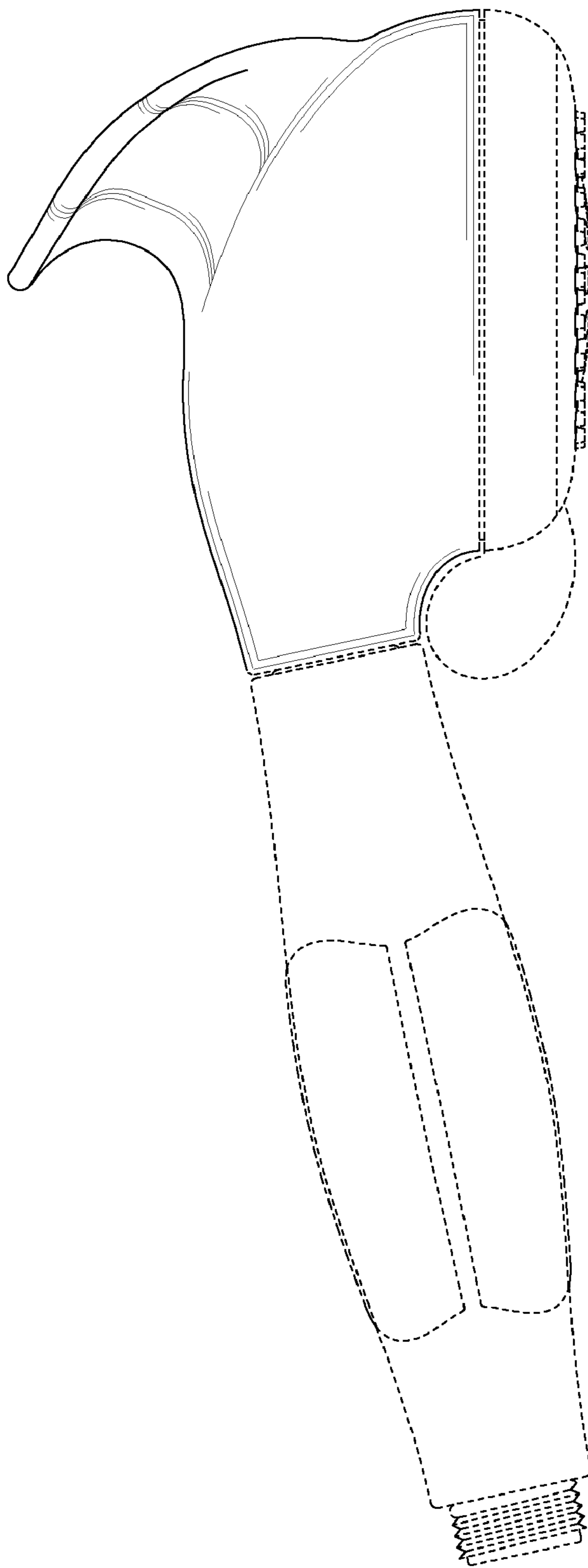
**FIG. 1**



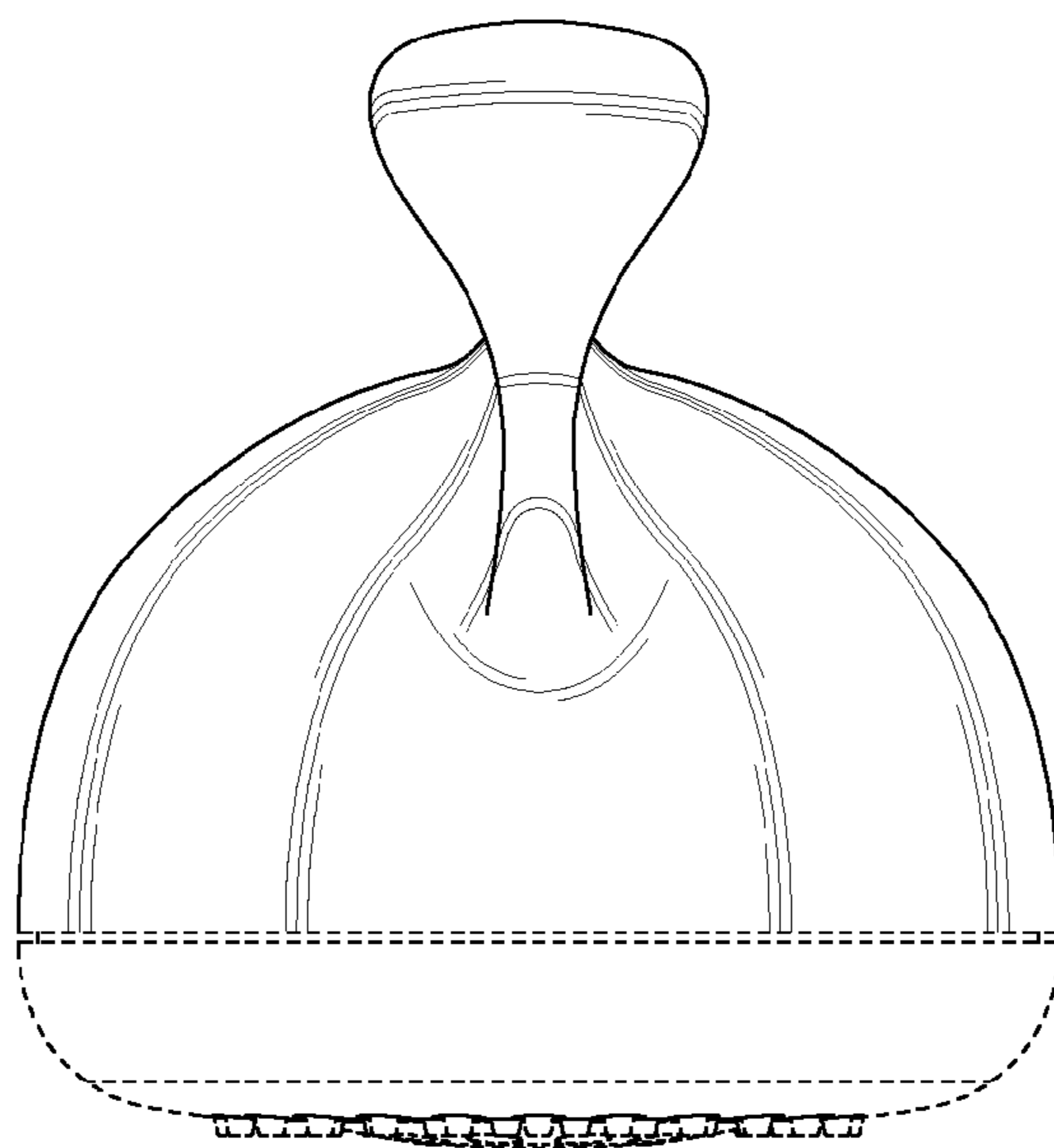
**FIG. 2**



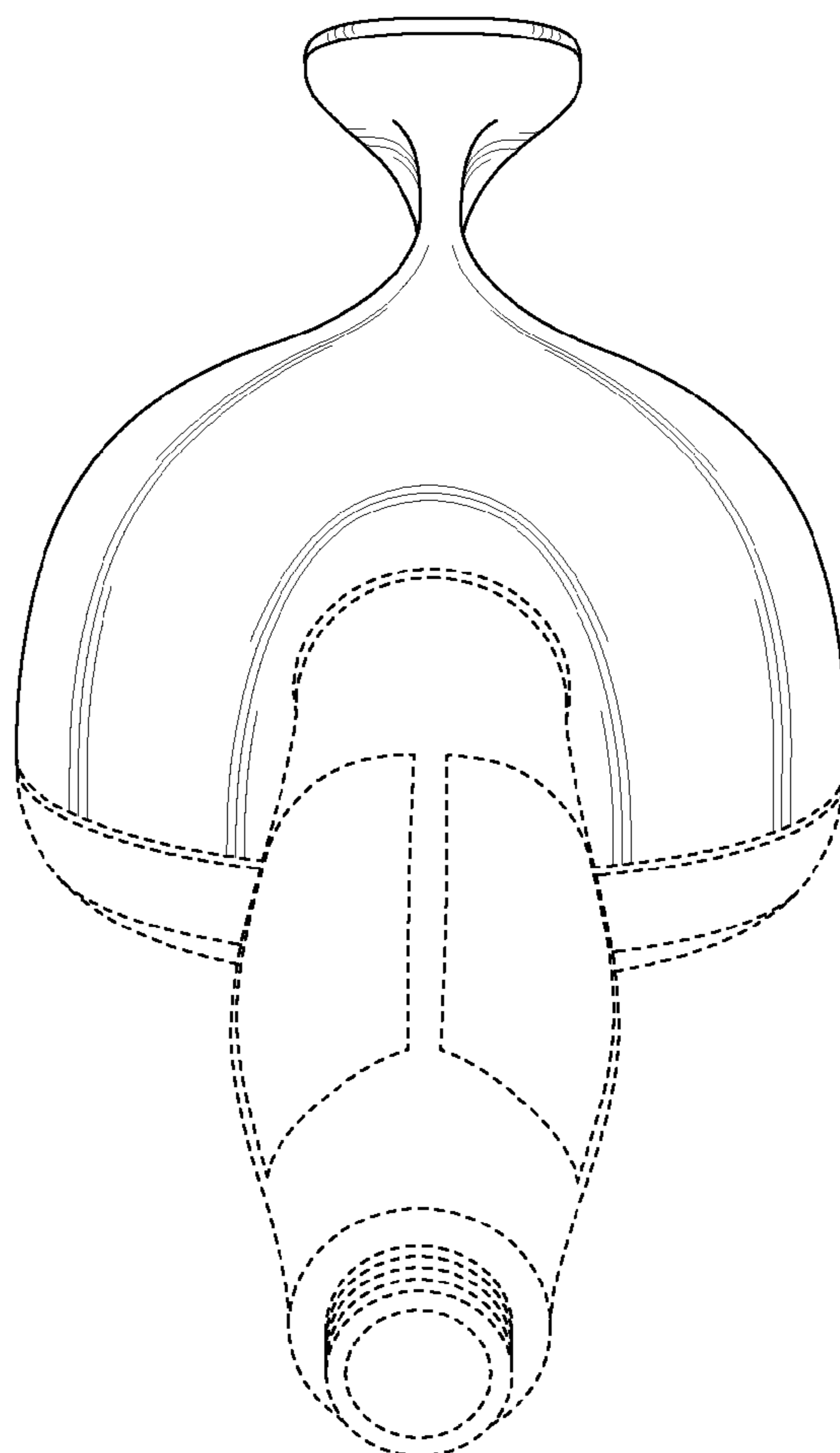
**FIG. 3**



**FIG. 4**



**FIG. 5**



**FIG. 6**