



US00D626190S

(12) **United States Design Patent**
Comello, Jr.

(10) **Patent No.:** **US D626,190 S**
(45) **Date of Patent:** **** Oct. 26, 2010**

(54) **BASEBALL BAT**

(76) **Inventor:** **Carlo J. Comello, Jr.**, 36 Dunbar St.,
Staten Island, NY (US) 10308

(**) **Term:** **14 Years**

(21) **Appl. No.:** **29/348,422**

(22) **Filed:** **Jan. 4, 2010**

(51) **LOC (9) Cl.** **21-02**

(52) **U.S. Cl.** **D21/725**

(58) **Field of Classification Search** D21/725,
D21/753, 756; 473/564-568

See application file for complete search history.

(56) **References Cited**

U.S. PATENT DOCUMENTS

D2,351	S	*	7/1866	Reed	D21/725
300,360	A	*	6/1884	Gray	473/568
300,660	A		6/1884	Gray		
780,244	A	*	1/1905	Truesdell	473/564
1,018,866	A	*	2/1912	Blahos	473/564
1,611,858	A	*	12/1926	Middlekauff	473/566
2,101,714	A	*	12/1937	Keeney	427/341
D398,680	S	*	9/1998	Kennedy et al.	D21/725
D482,749	S		11/2003	Gumpbell		
D485,876	S	*	1/2004	Andrews	D21/725
6,783,471	B2	*	8/2004	Bolduc et al.	473/564

6,872,157	B2	*	3/2005	Falone et al.	473/568
D560,261	S		1/2008	Satloff		
D572,779	S		7/2008	Penfold		
D601,648	S	*	10/2009	Comello, Jr.	D21/725
D606,137	S	*	12/2009	Comello et al.	D21/725

* cited by examiner

Primary Examiner—Mitchell I Siegel

(74) *Attorney, Agent, or Firm*—Mary A. Whiting

(57) **CLAIM**

I claim, the ornamental design for a baseball bat, as shown and described.

DESCRIPTION

FIG. 1 is a side view of the baseball bat according to the design;

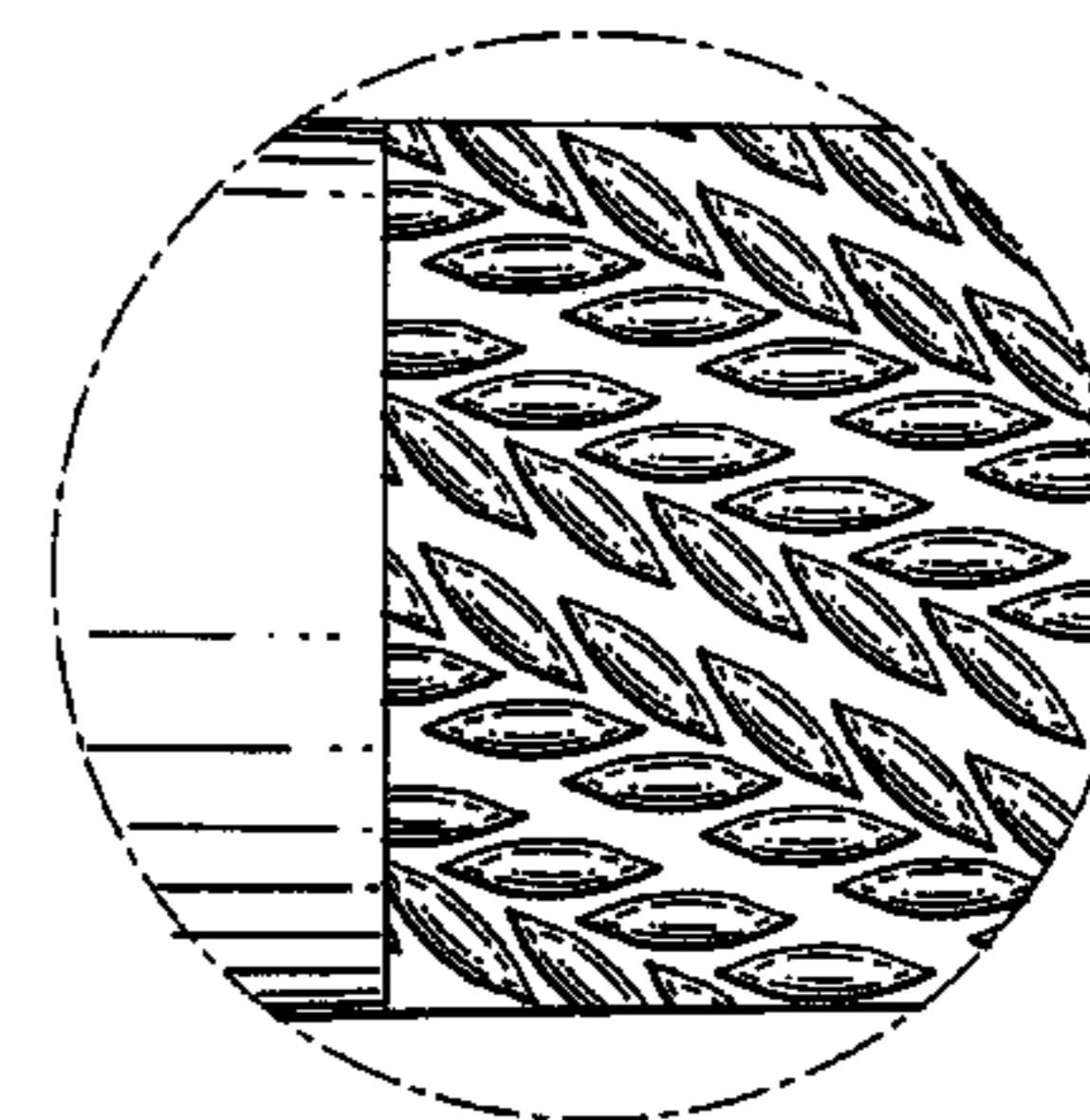

FIG. 2 is a view of one end (handle) of the baseball bat of FIG. 1; and

FIG. 3 is a view of the opposite end (tip) of the baseball bat of FIG. 1;

FIG. 4 is a side view of the mirror-image opposite side of the baseball bat of FIG. 1; and,

FIG. 5 is an enlarged view of the pattern according to the design.

1 Claim, 1 Drawing Sheet



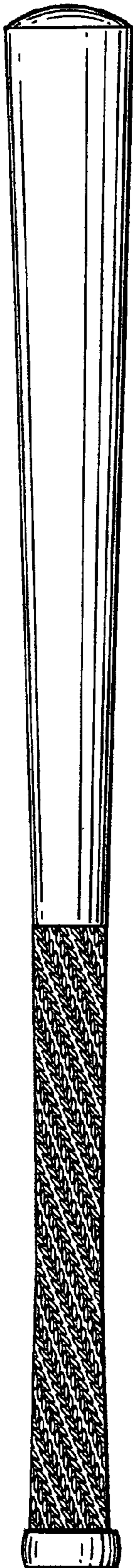


FIG. 1

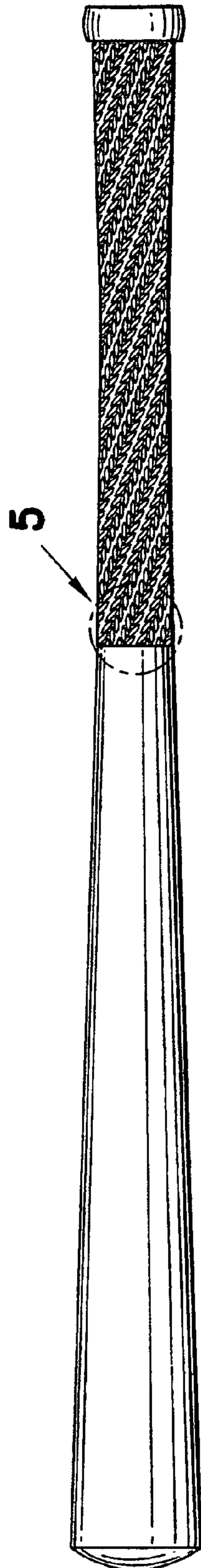


FIG. 4

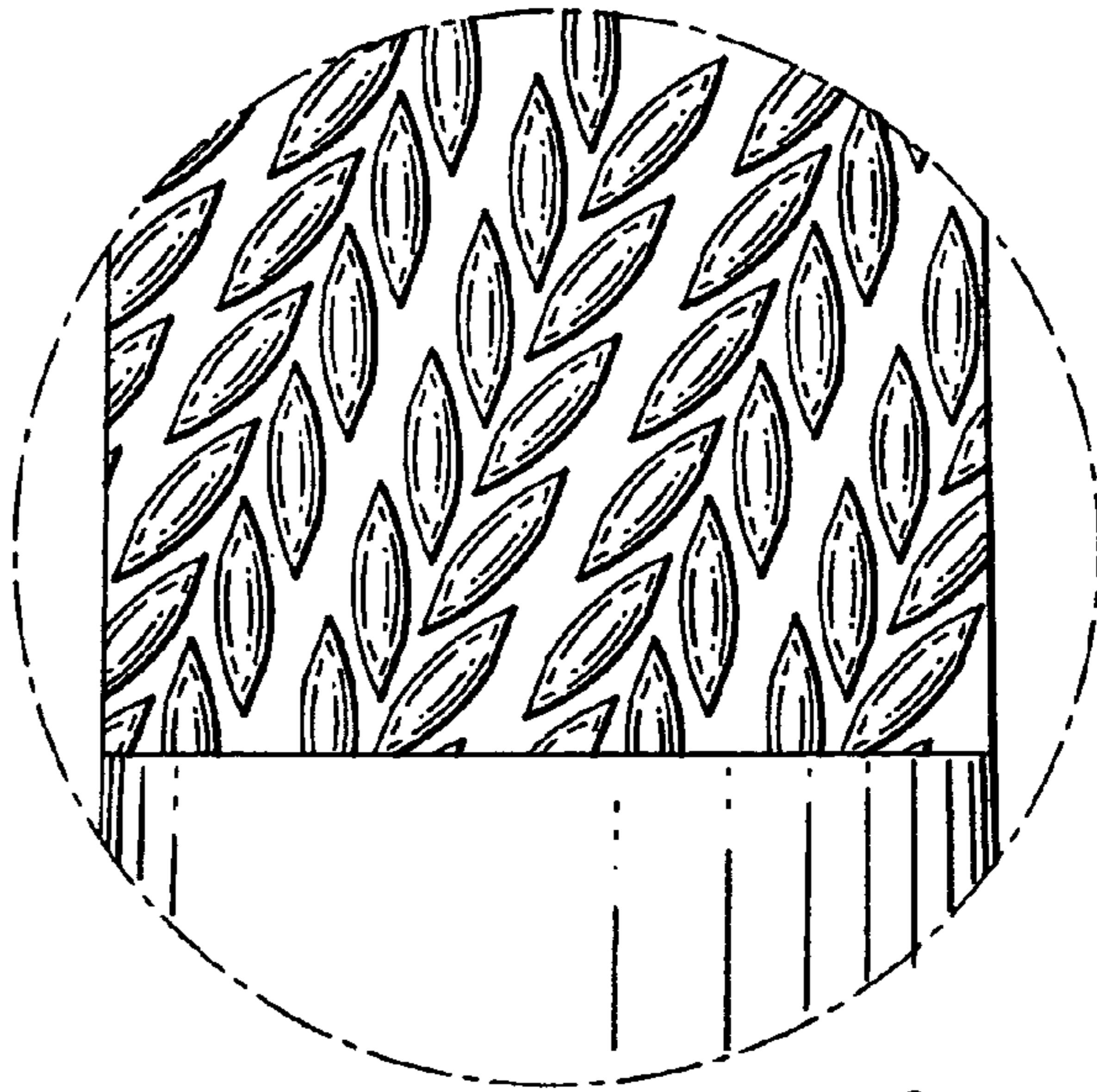


FIG. 5



FIG. 3

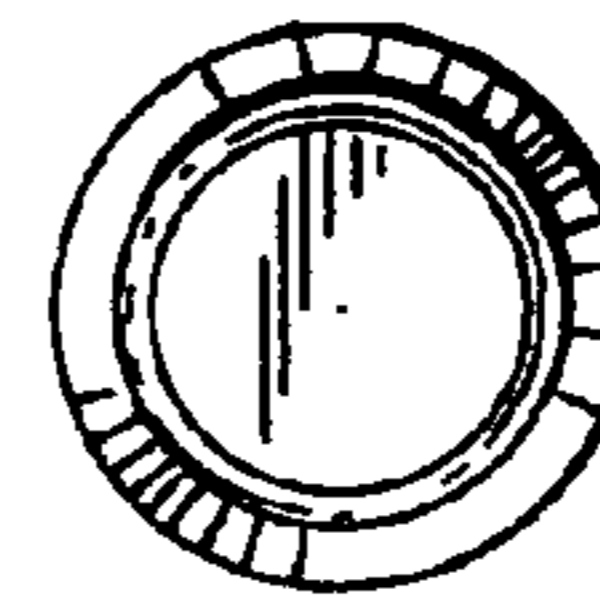


FIG. 2