



US00D626188S

(12) **United States Design Patent**
Bisson

(10) **Patent No.:** **US D626,188 S**

(45) **Date of Patent:** **** Oct. 26, 2010**

(54) **EXERCISE APPARATUS**

(76) Inventor: **Lise Bisson**, Box 33, Site 2, RR1,
DeWinton, Alberta (CA) T0L 0X0

(**) Term: **14 Years**

(21) Appl. No.: **29/324,334**

(22) Filed: **Sep. 10, 2008**

(51) **LOC (9) Cl.** **21-02**

(52) **U.S. Cl.** **D21/684; D21/692**

(58) **Field of Classification Search** D21/662,
D21/692, 684; 482/121, 122, 123, 124, 125,
482/126, 127, 128

See application file for complete search history.

(56) **References Cited**

U.S. PATENT DOCUMENTS

4,756,522 A * 7/1988 Sandoval 482/126
D358,857 S * 5/1995 Yang D21/684
5,626,545 A * 5/1997 Newman et al. 482/127

5,743,830 A * 4/1998 Ho 482/44
D456,471 S * 4/2002 Rankin D21/693
D460,505 S * 7/2002 Yang D21/684
D505,169 S * 5/2005 Kuo D21/684
D561,850 S * 2/2008 Yang D21/684

* cited by examiner

Primary Examiner—Susan E Krakower

(74) *Attorney, Agent, or Firm*—Schmid PA

(57) **CLAIM**

I claim the ornamental design for an exercise apparatus, as shown and described.

DESCRIPTION

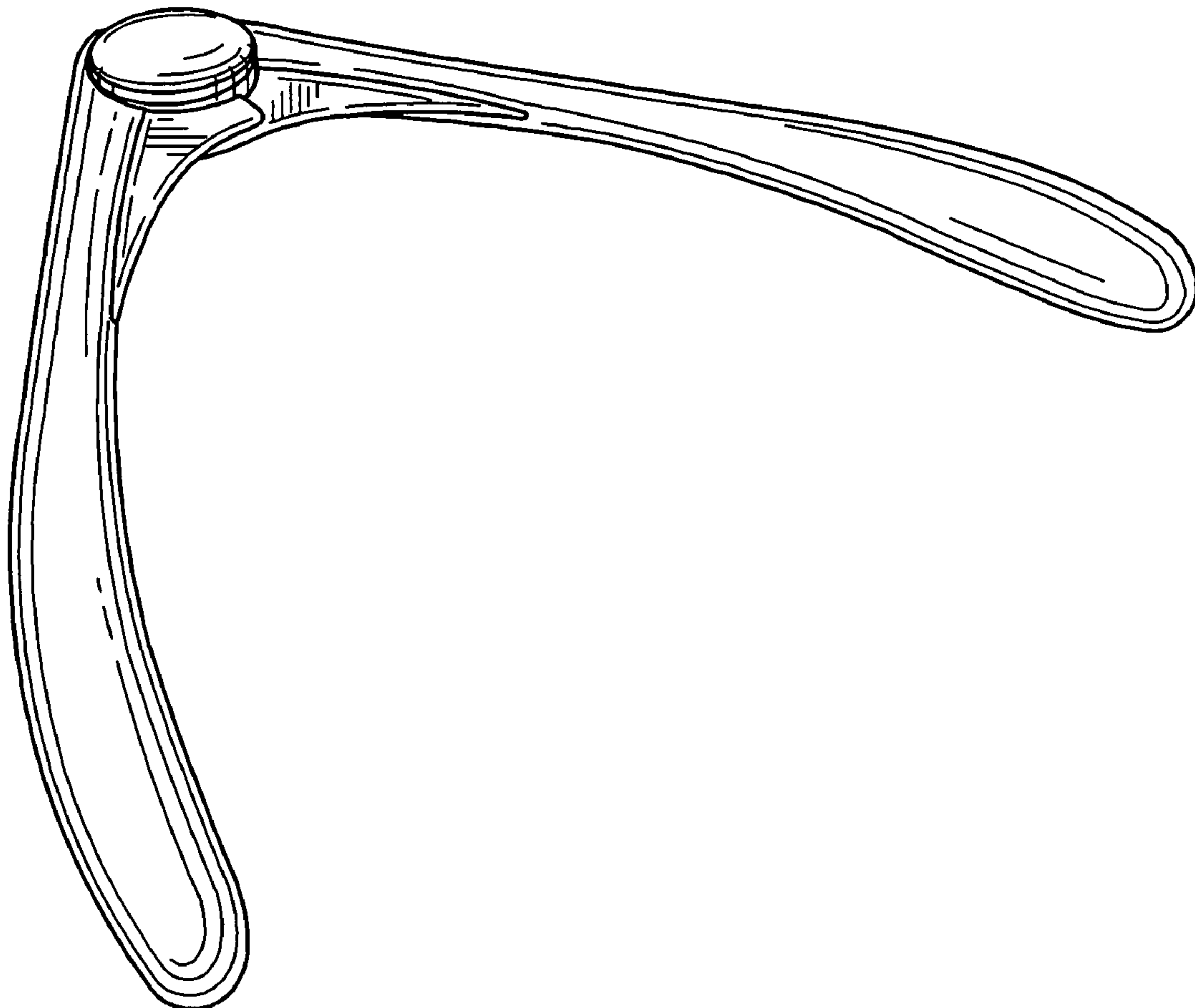
FIG. 1 is a perspective view of an exercise apparatus showing my new design;

FIG. 2 is a bottom plan view thereof;

FIG. 3 is a side elevation view thereof; and,

FIG. 4 is a front elevation view thereof.

1 Claim, 2 Drawing Sheets



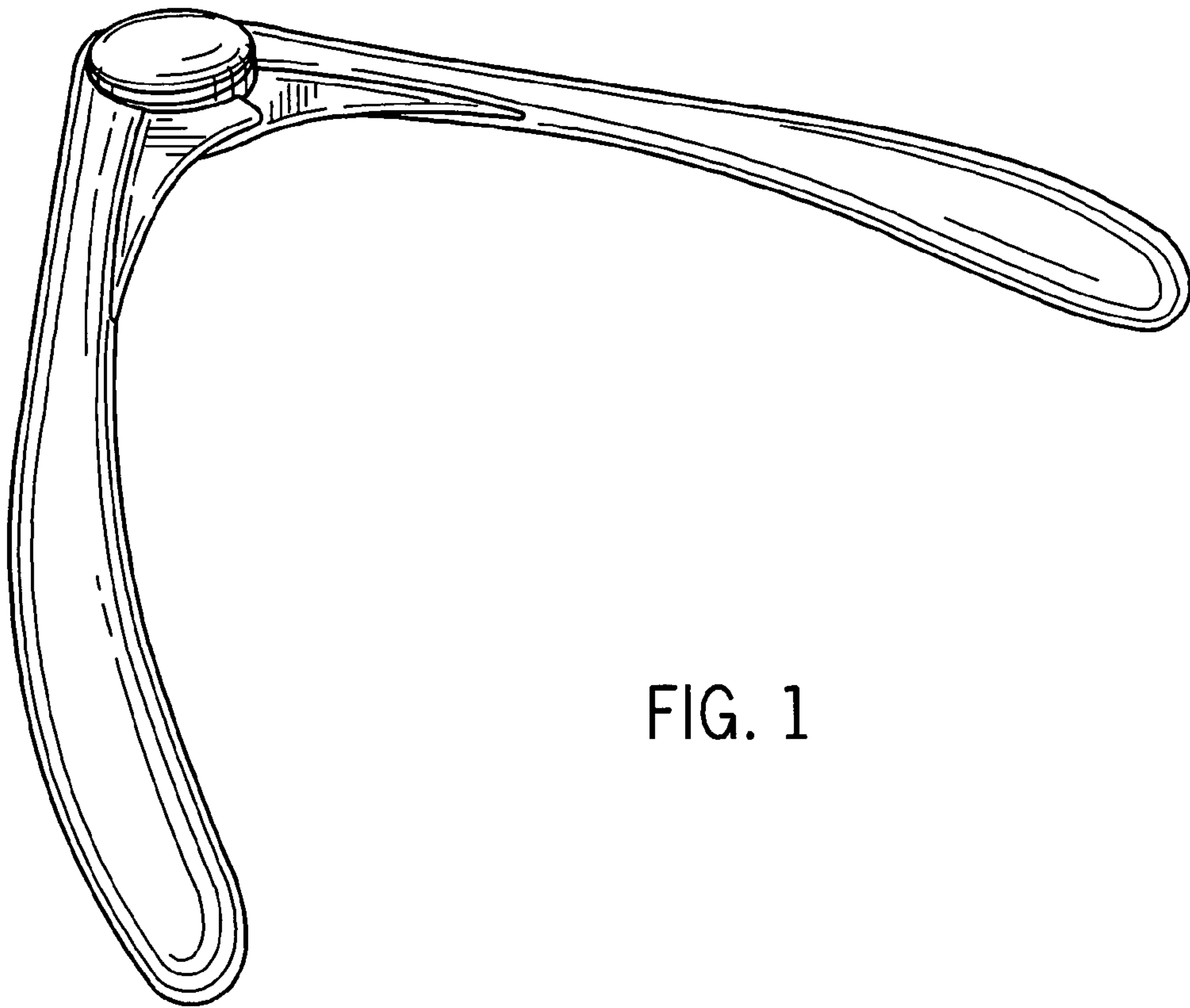


FIG. 1

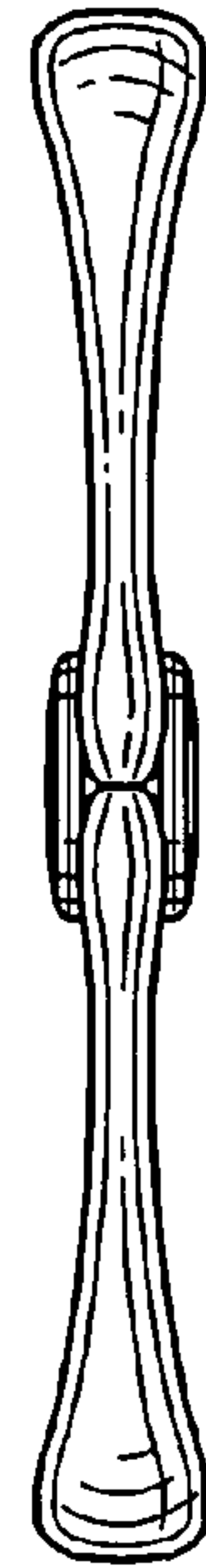


FIG. 2



FIG. 3

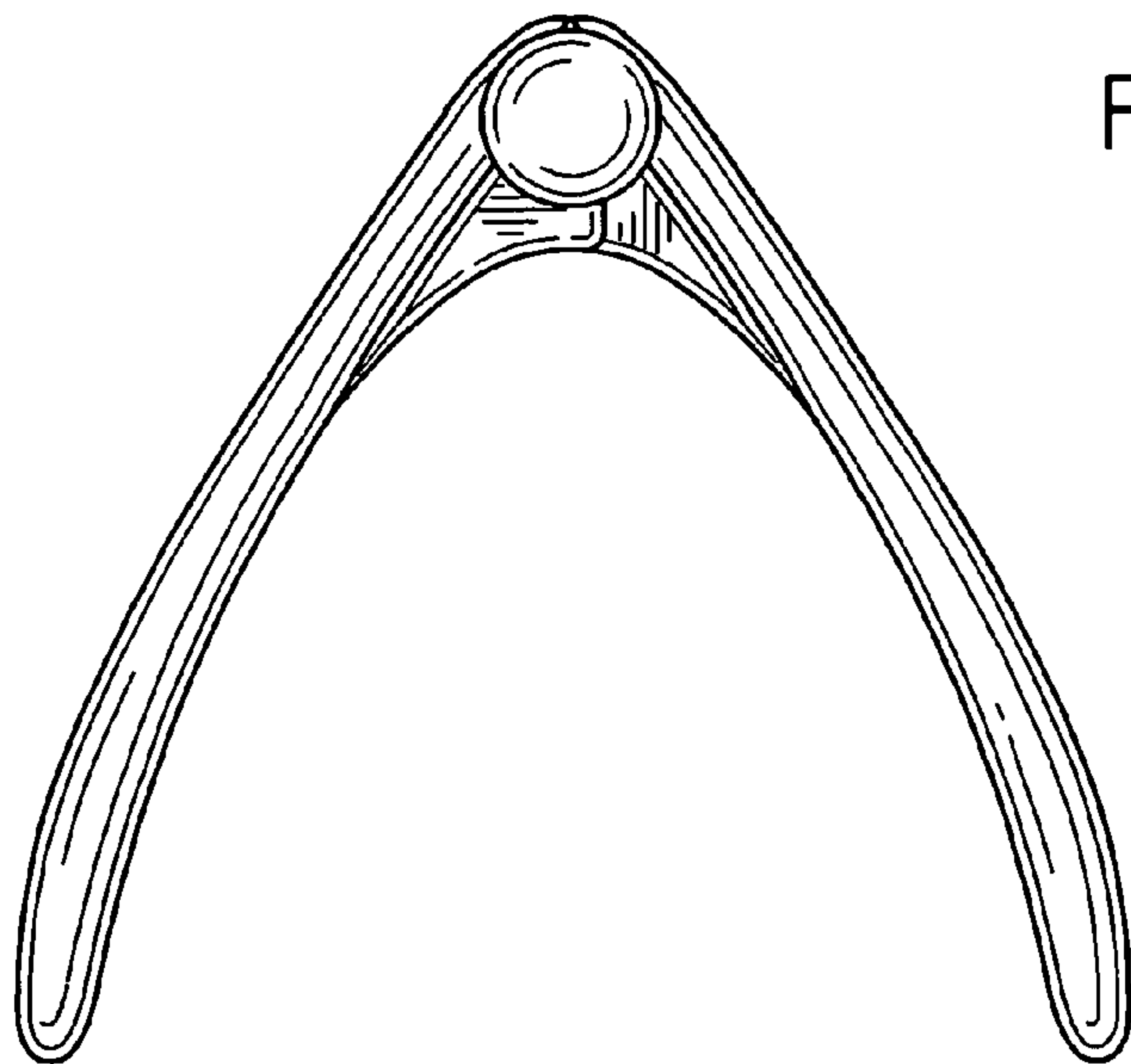


FIG. 4