



US00D626184S

(12) **United States Design Patent**
Stambler

(10) **Patent No.:** **US D626,184 S**

(45) **Date of Patent:** **** Oct. 26, 2010**

(54) **SLOT MACHINE CARD HOLDER**

(75) Inventor: **Kenneth L. Stambler**, Pittsgrove, NJ
(US)

(73) Assignee: **EMBE Enterprises, Inc.**, Pittsgrove, NJ
(US)

(**) Term: **14 Years**

(21) Appl. No.: **29/349,733**

(22) Filed: **Apr. 28, 2010**

(51) **LOC (9) Cl.** **21-03**

(52) **U.S. Cl.** **D21/370; D21/394**

(58) **Field of Classification Search** D3/211,
D3/215, 234, 274; D11/81, 238; D21/369-370,
D21/385, 392, 394, 396; 273/148 A, 150
See application file for complete search history.

(56) **References Cited**

U.S. PATENT DOCUMENTS

D361,516 S	8/1995	Peersmann
D366,359 S	1/1996	Riedl
5,560,603 A	10/1996	Seelig et al.
5,590,880 A	1/1997	Flam

6,009,048 A	12/1999	Raesz
6,076,296 A	6/2000	Schaeffer
D464,998 S	10/2002	Brookins
D486,531 S	2/2004	Brookins
D512,106 S	11/2005	Brookins
D536,741 S	2/2007	Brookins
D570,420 S	6/2008	Brookins

Primary Examiner—Sandra Morris

(74) *Attorney, Agent, or Firm*—Marvin C. Gaer

(57) **CLAIM**

The ornamental design for a slot machine card holder, as shown and described.

DESCRIPTION

FIG. 1 is a front elevation view of the slot machine card holder showing my new design.

FIG. 2 is a rear elevation view thereof;


FIG. 3 is a right side elevation view thereof;

FIG. 4 is a left side elevation view thereof;

FIG. 5 is a top plan view thereof; and,

FIG. 6 is a bottom end view thereof.

1 Claim, 3 Drawing Sheets






FIG. 1

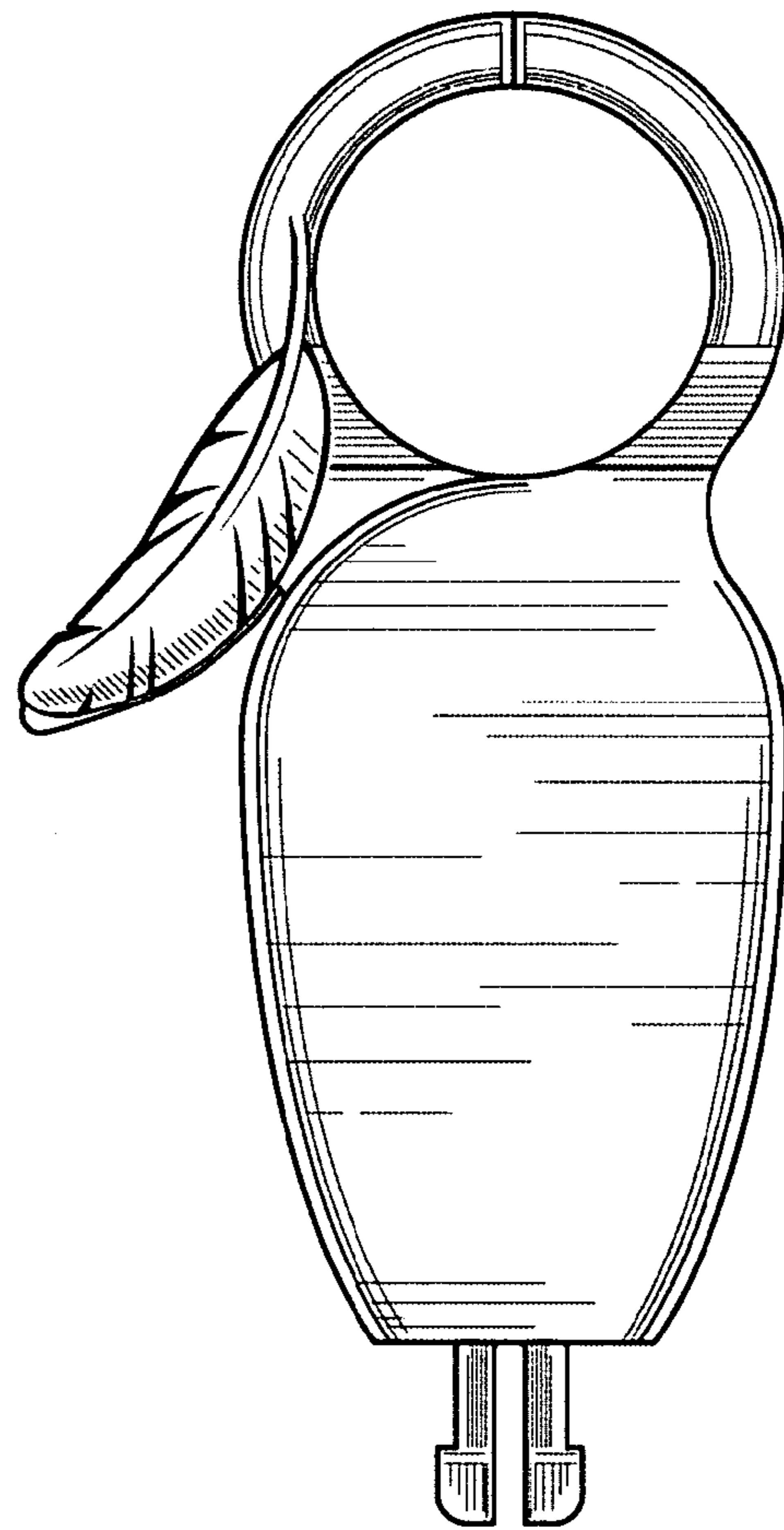


FIG. 2




FIG. 3

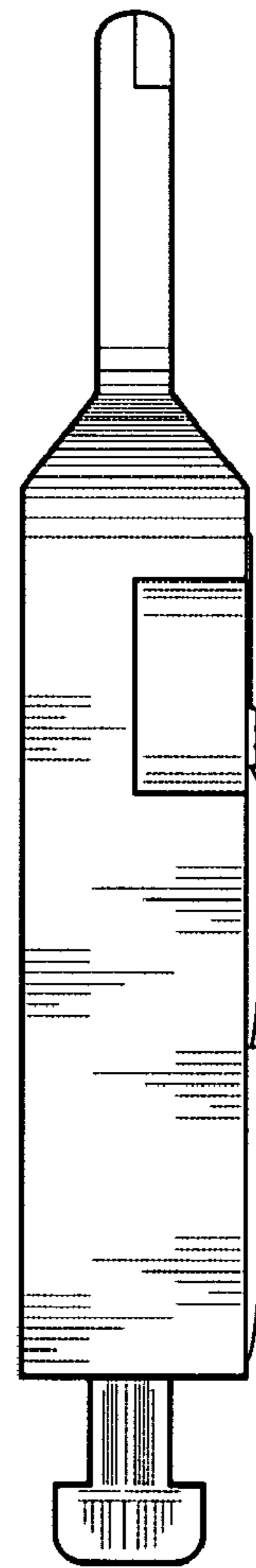


FIG. 4

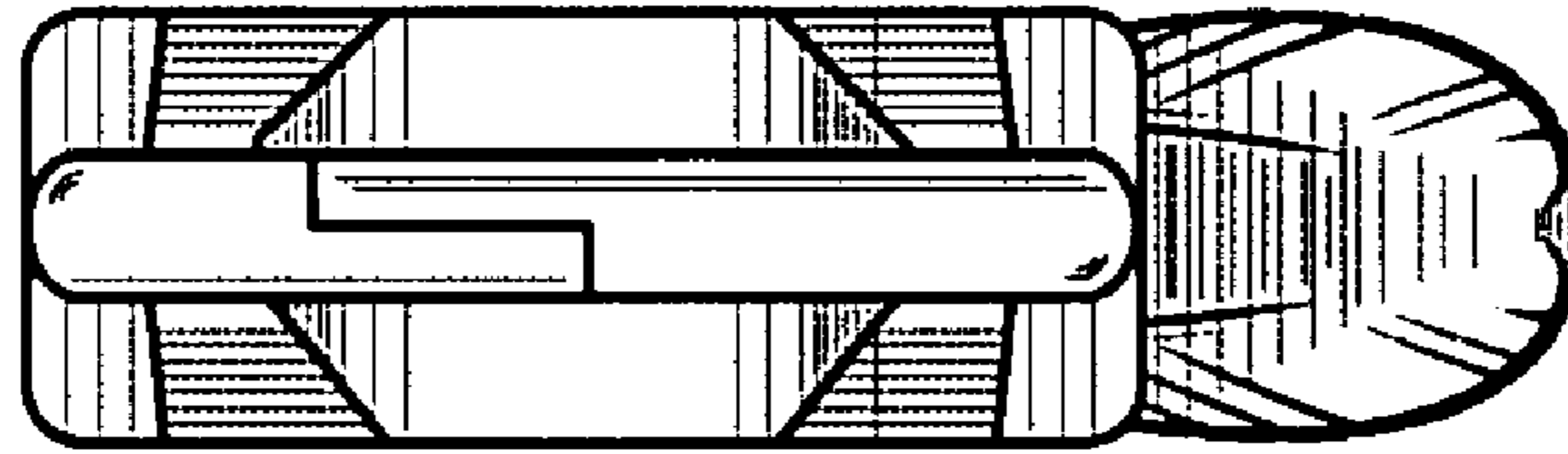


FIG. 5

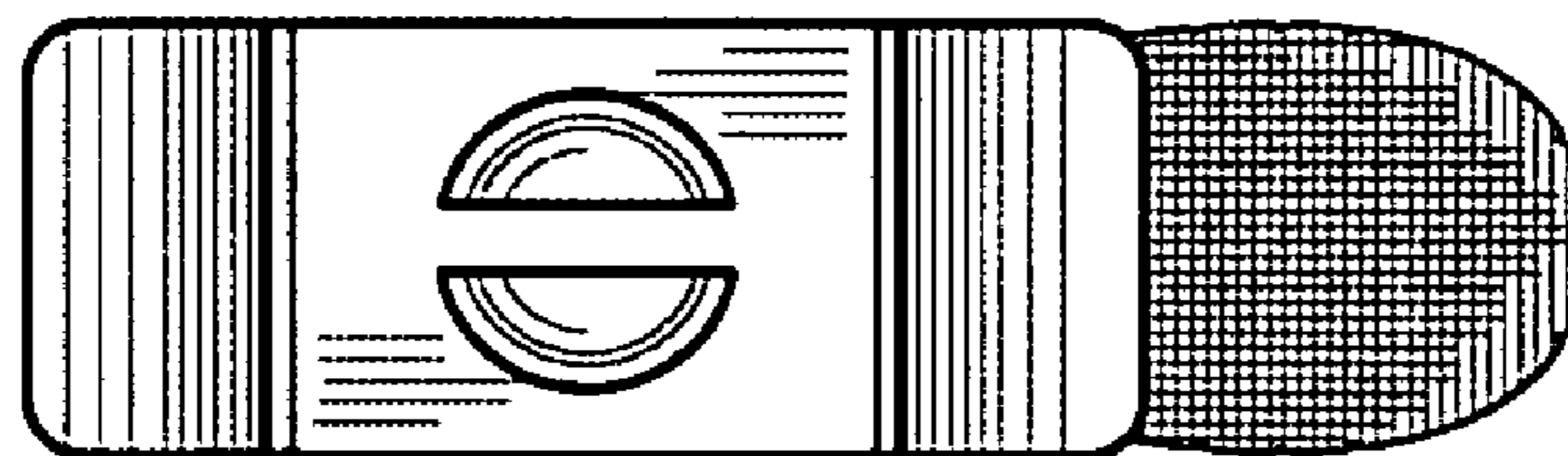


FIG. 6