



US00D626179S

(12) **United States Design Patent**
Duran

(10) **Patent No.:** **US D626,179 S**

(45) **Date of Patent:** **** Oct. 26, 2010**

(54) **MAGNETIC IDENTIFICATION CARD FOR MAILBOXES**

(76) **Inventor:** **Fabian Duran**, 122 Rail Rd., #1, Central Falls, RI (US) 02863

(**) **Term:** **14 Years**

(21) **Appl. No.:** **29/353,801**

(22) **Filed:** **Jan. 14, 2010**

(51) **LOC (9) Cl.** **20-03**

(52) **U.S. Cl.** **D20/32; D20/25**

(58) **Field of Classification Search** D20/10, D20/11, 19, 22-33, 40, 42, 99; 40/1.5, 1.6, 40/124.01-124.04, 124.06, 124.09, 124.12, 40/124.15, 124.191, 299.01, 359, 360, 541, 40/584, 618, 621, 624, 625, 630, 638, 675; D10/104, 109; D11/170, 174; D99/42; 283/56, 283/67, 70, 71, 81, 98, 101, 114; 428/40.1, 428/42.1-42.3, 195.1, 914

See application file for complete search history.

(56) **References Cited**

U.S. PATENT DOCUMENTS

D132,528	S	*	5/1942	Stephens	D11/170
3,083,484	A	*	4/1963	Schoenfein	40/1.5
4,098,935	A		7/1978	Knudsen		
4,511,616	A		4/1985	Pitts et al.		
4,573,711	A	*	3/1986	Hyde	283/98
4,583,312	A	*	4/1986	King et al.	40/621
5,316,343	A	*	5/1994	Waldhoff	283/70
5,364,132	A	*	11/1994	Haas et al.	283/67
D362,025	S	*	9/1995	Siegfrids	D20/27
D386,212	S	*	11/1997	Lambert	D20/22
D390,609	S		2/1998	Eggers		

D393,006	S	*	3/1998	Ross	D20/27
D430,615	S	*	9/2000	Stevens et al.	D20/22
D433,070	S		10/2000	Weststrate		
6,135,279	A		10/2000	Dryer		
D439,928	S	*	4/2001	Lee	D20/41
6,481,127	B1	*	11/2002	Bilbie et al.	40/299.01
D487,907	S	*	3/2004	Kumakura	D20/22

OTHER PUBLICATIONS

Blue Statue of Liberty over an American Flag—Image 66685—ClipArt.com Artist—Prawny <http://www.clipartof.com/details/clipart/66685.htm> pulled from the web Jun. 16, 2010.*

Nylon Statue of Liberty Flag—Flag and Banner.com <http://www.flagandbanner.com/fab/productpage.asp?id=DFLAGPCD035B> pulled from the web on Jun. 14, 2010.*

* cited by examiner

Primary Examiner—Mary Ann Calabrese

(57) **CLAIM**

The ornamental design for a magnetic identification card for mailboxes, as shown and described.

DESCRIPTION

FIG. 1 is a front elevational view of a magnetic identification card for mailboxes showing my new design;

FIG. 2 is a rear elevational view thereof;

FIG. 3 is a left side elevational view thereof;


FIG. 4 is a right side elevational view thereof;

FIG. 5 is a top plan view thereof; and,

FIG. 6 is a bottom plan view thereof.

In the drawings, the broken lines illustrate environment and form no part of the claimed design.

1 Claim, 1 Drawing Sheet






Fig. 1

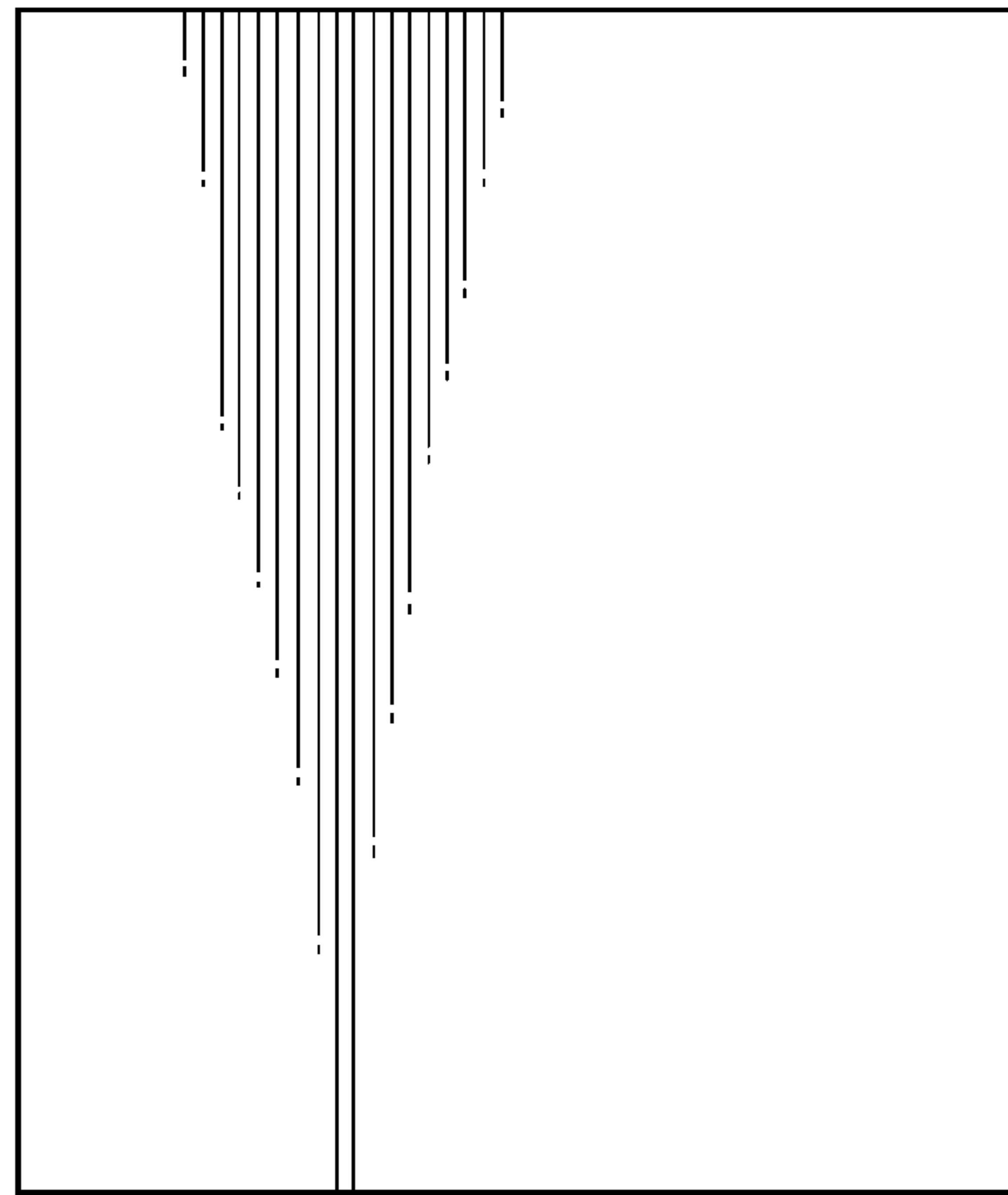


Fig. 2



Fig. 3



Fig. 4



Fig. 5



Fig. 6