



US00D626177S

(12) **United States Design Patent**
Koehler

(10) **Patent No.:** **US D626,177 S**

(45) **Date of Patent:** **** Oct. 26, 2010**

(54) **WRITING INSTRUMENT**

(75) Inventor: **Richard Koehler**, Huffman, TX (US)

(73) Assignee: **Retro 1951, Inc.**, Richardson, TX (US)

(**) Term: **14 Years**

(21) Appl. No.: **29/342,755**

(22) Filed: **Aug. 31, 2009**

(51) **LOC (9) Cl.** **19-06**

(52) **U.S. Cl.** **D19/54**

(58) **Field of Classification Search** D19/35,
D19/36, 41-51, 53-57; 24/11 R, 11 F, 11 P;
401/52, 99, 100, 104-109, 192, 195, 196;
D9/448, 682, 686, 687, 688, 689, 690, 694;
222/402.1

See application file for complete search history.

(56) **References Cited**

U.S. PATENT DOCUMENTS

- 854,378 A 5/1907 Ochoa
- 1,975,775 A 10/1934 Ashmore
- D153,905 S 5/1949 Sager
- 2,841,190 A * 7/1958 Scheck 141/20
- 3,278,095 A * 10/1966 Johns 222/507
- D206,832 S * 1/1967 Kotuby D9/448
- 3,412,900 A * 11/1968 Macaulay 222/82
- D216,844 S * 3/1970 Shimada D19/49
- D217,955 S 7/1970 Howard et al.
- 3,610,475 A * 10/1971 Gach 222/182
- 3,912,131 A * 10/1975 Friedman et al. 222/402.1
- D241,918 S * 10/1976 Knickerbocker D9/448
- D254,838 S * 4/1980 Agnone et al. D9/691
- 4,321,546 A * 3/1982 Schneider, Jr. 324/457
- D265,212 S 6/1982 Spiegel
- D266,987 S * 11/1982 Perez Carasa y Perez de
Guzman D9/694

- D269,189 S * 5/1983 Sakaoka D19/48
- D269,327 S * 6/1983 Kotuby D9/448
- D278,973 S * 5/1985 Harris D9/690
- D279,166 S * 6/1985 Tada D9/692
- D281,054 S 10/1985 Menrad
- 4,944,458 A * 7/1990 Sassenberg 239/288.5
- D310,723 S * 9/1990 Su D24/110
- D311,494 S 10/1990 Zinnbauer
- D323,530 S 1/1992 Cowan

(Continued)

FOREIGN PATENT DOCUMENTS

- WO DM/047525 * 4/1999
- WO DM/051882 * 2/2000

Primary Examiner—Elizabeth A Albert

(74) *Attorney, Agent, or Firm*—John G. Fischer, Esq.; Storm LLP

(57) **CLAIM**

The ornamental design for a writing instrument, as shown and described.

DESCRIPTION

FIG. 1 is an isometric view of the present invention;

FIG. 2 is a left side view of the present invention;

FIG. 3 is a right side view of the present invention;

FIG. 4 is a front view of the present invention;

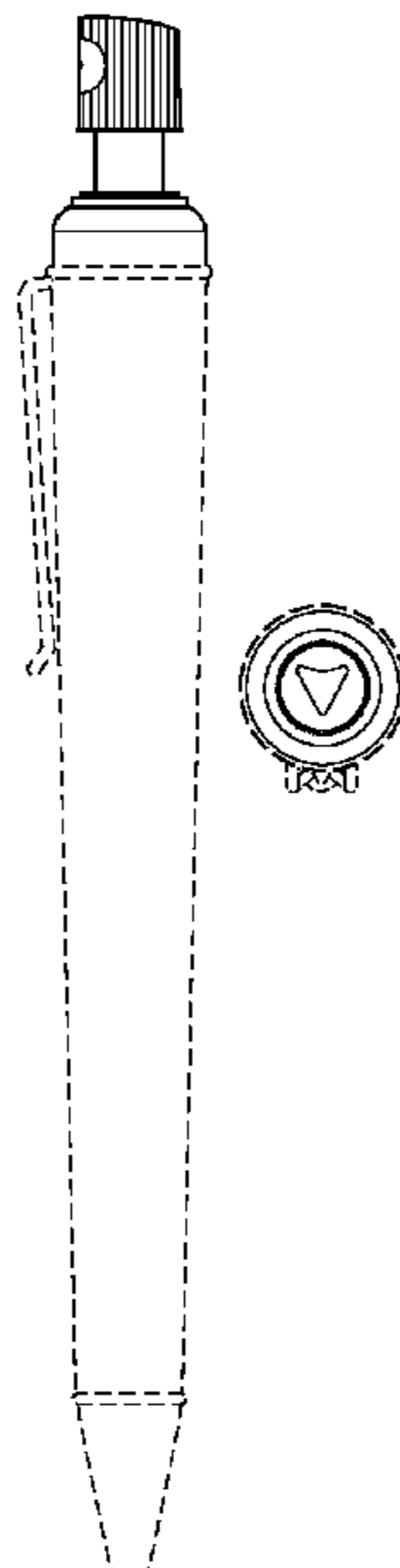
FIG. 5 is a rear view of the present invention;

FIG. 6 is a top view of the present invention; and,

FIG. 7 is a bottom view of the present invention.

The broken lines in the drawings are included for the purpose of illustrating the portion of the writing instrument that forms no part of the claimed design.

1 Claim, 4 Drawing Sheets



US D626,177 S

Page 2

U.S. PATENT DOCUMENTS

D327,003	S	*	6/1992	Schneider et al.	D9/691
D334,408	S		3/1993	Takemura		
5,277,340	A	*	1/1994	Van Brocklin	222/321.7
D346,401	S	*	4/1994	Sakuno	D19/48
5,385,271	A	*	1/1995	Bierend et al.	222/153.14
D357,177	S	*	4/1995	Labus	D9/690
D364,186	S		11/1995	Kuo		
D364,669	S	*	11/1995	Winner	D22/117
5,529,226	A	*	6/1996	Alberth, Jr.	222/402.1
D376,910	S	*	12/1996	Tuchman	D4/114
D377,051	S		12/1996	Takemura		
D378,492	S	*	3/1997	Salle	D9/690
5,623,974	A	*	4/1997	Losenzo et al.	141/20
5,791,520	A	*	8/1998	Tichenor	222/82
D397,723	S		9/1998	Izushima		
D401,277	S		11/1998	Takemura		
D402,694	S		12/1998	Perrin et al.		
5,873,497	A	*	2/1999	Broadus	222/153.09
D407,313	S		3/1999	Wadsworth et al.		
D408,448	S		4/1999	Rebien		
5,890,661	A	*	4/1999	Crampton et al.	239/544
D412,661	S	*	8/1999	Lavigne	D9/690
5,934,518	A	*	8/1999	Stern et al.	222/402.1
D413,514	S		9/1999	Pericard et al.		
D427,633	S		7/2000	Pellisa Beneyto		
D433,706	S	*	11/2000	Panda	D19/55
D434,645	S	*	12/2000	Adachi et al.	D9/694
D438,097	S	*	2/2001	Krunas	D9/694
D438,111	S	*	2/2001	Woods	D9/447
D441,793	S		5/2001	Takemura		
6,269,985	B1	*	8/2001	Brody	222/538
6,343,714	B1	*	2/2002	Tichenor	222/153.11
6,412,657	B2	*	7/2002	Riley et al.	222/1
D474,808	S		5/2003	Chen		
D501,223	S		1/2005	Lecce		
D506,134	S		6/2005	Foster et al.		
D511,690	S	*	11/2005	Garcia et al.	D9/682
D532,301	S	*	11/2006	Moretti	D9/448
D536,969	S		2/2007	Geier		
D547,182	S		7/2007	Foster et al.		
D552,714	S		10/2007	Lu		
D553,678	S		10/2007	Cram		
D553,681	S		10/2007	Cetera		
D566,176	S	*	4/2008	Rolion et al.	D19/46
D567,651	S	*	4/2008	Bloc	D9/448
D575,341	S		8/2008	Pellisa Beneyto		
D596,939	S		7/2009	Moretti		
D605,698	S		12/2009	Zhang		

* cited by examiner

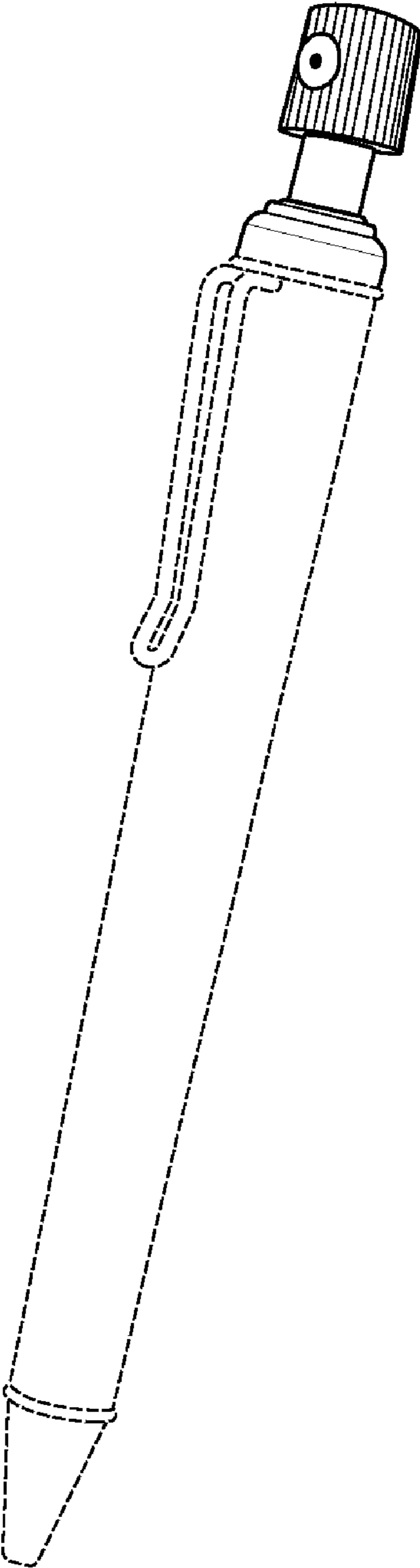


Fig. 1

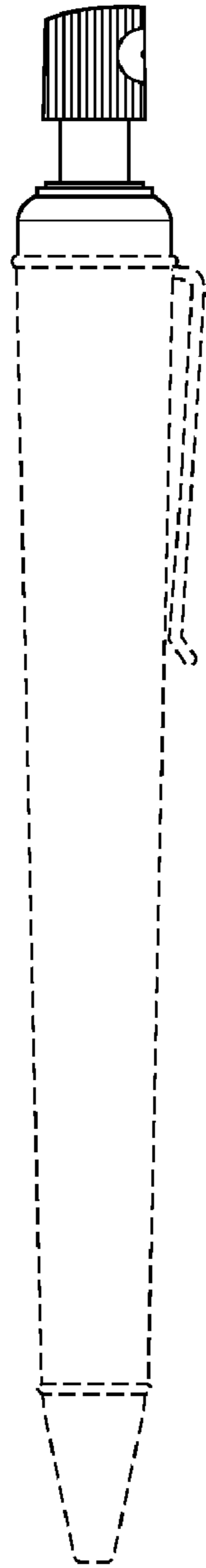


Fig. 2

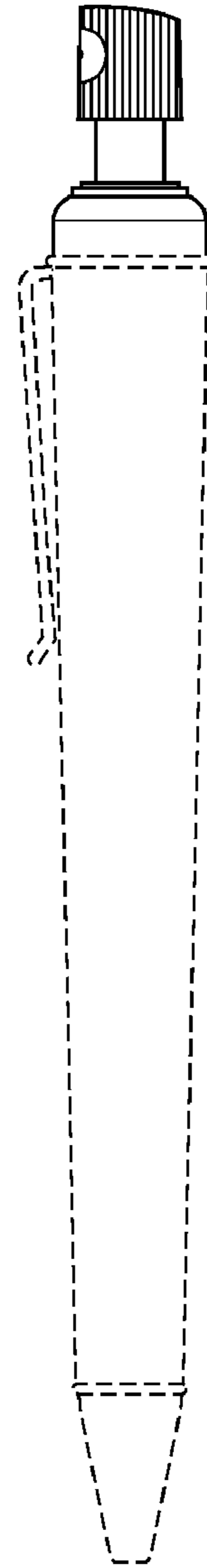


Fig. 3

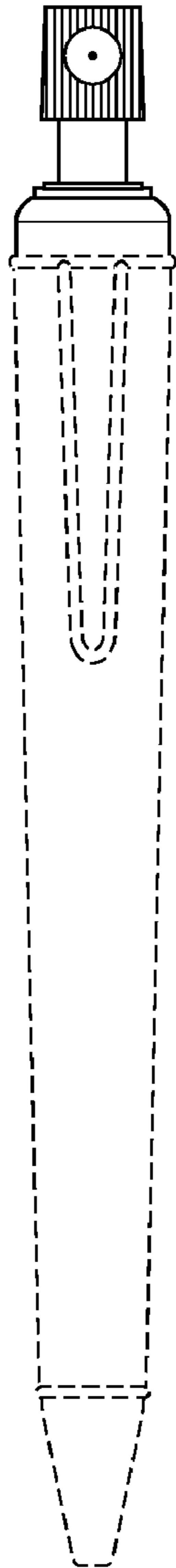


Fig. 4

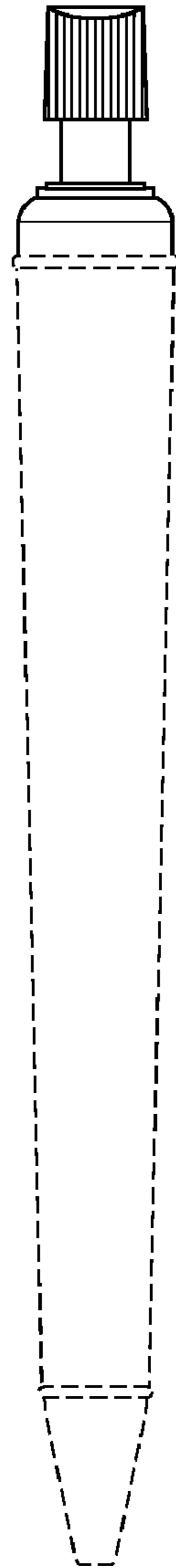


Fig. 5



Fig. 6




Fig. 7