

US00D626175S

(12) **United States Design Patent**
Yoon

(10) **Patent No.:** **US D626,175 S**
(45) **Date of Patent:** **** Oct. 26, 2010**

(54) **WRITING INSTRUMENT**

(75) Inventor: **Hyun-Son Yoon**, Seoul (KR)

(73) Assignee: **Morris Corporation**, Incheon (KR)

(**) Term: **14 Years**

(21) Appl. No.: **29/344,562**

(22) Filed: **Sep. 30, 2009**

(51) **LOC (9) Cl.** **19-06**

(52) **U.S. Cl.** **D19/48**

(58) **Field of Classification Search** D19/35,
D19/36, 41–51, 53–57; 24/11 F, 11 P, 11 R;
401/52, 99, 100, 104–109, 192, 195, 196
See application file for complete search history.

(56) **References Cited**

U.S. PATENT DOCUMENTS

D179,053 S *	10/1956	Baker	D19/51
D292,007 S *	9/1987	Ambasz	D19/48
D321,720 S *	11/1991	Sakurada	D19/51
D324,070 S *	2/1992	Suzuki	D19/51
D327,703 S *	7/1992	Katami	D19/36
D336,108 S *	6/1993	Kazunori	D19/48
D337,350 S *	7/1993	Wong	D19/51
D378,762 S *	4/1997	Kikuchi et al.	D19/51
D408,854 S *	4/1999	Katami	D19/51
D411,858 S *	7/1999	Katami	D19/51

D439,336 S *	3/2001	Najmi	D24/142
D448,047 S *	9/2001	Lewis, Jr.	D19/47
D473,590 S *	4/2003	Mittersinker	D19/57
D490,852 S *	6/2004	Finney et al.	D19/51
D500,337 S *	12/2004	Tsuchida	D19/36
D502,503 S *	3/2005	Kimura	D19/36
D618,278 S *	6/2010	Yoon	D19/48

* cited by examiner

Primary Examiner—Elizabeth A Albert

(74) *Attorney, Agent, or Firm*—Mannava & Kang, P.C.

(57) **CLAIM**

The ornamental design for a writing instrument, as shown and described.

DESCRIPTION

FIG. 1 is a perspective view of a writing instrument showing my new design;

FIG. 2 is a front elevation view thereof;

FIG. 3 is a rear elevation view thereof;

FIG. 4 is a left side elevation view thereof;

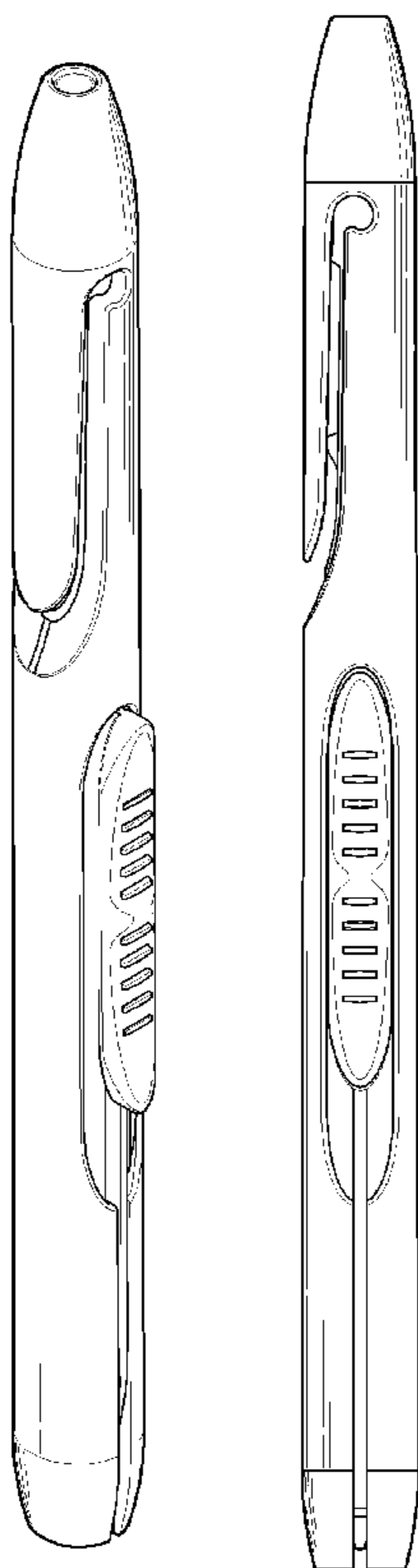
FIG. 5 is a right side elevation view thereof;

FIG. 6 is a top plan view thereof;

FIG. 7 is a bottom plan view thereof; and,

FIG. 8 is a bottom perspective view thereof.

1 Claim, 7 Drawing Sheets



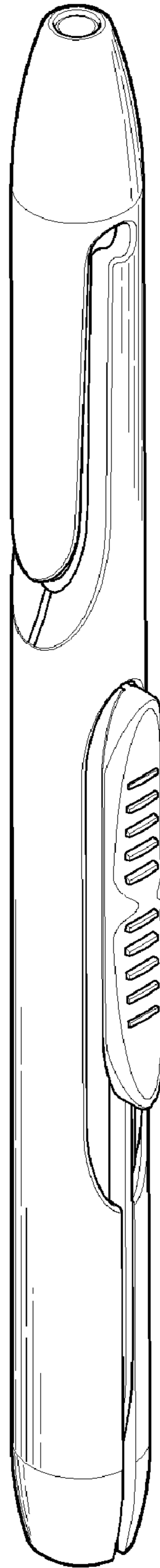


FIG. 1

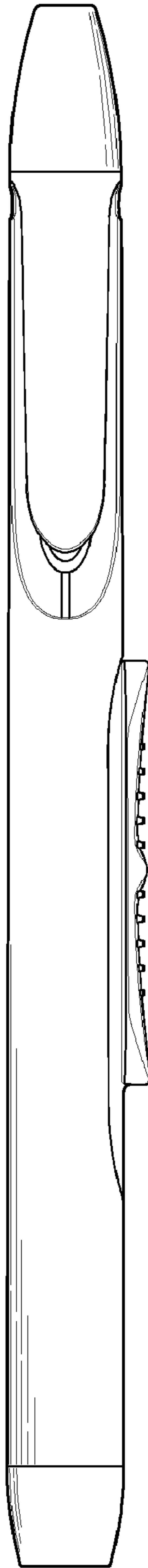


FIG. 2

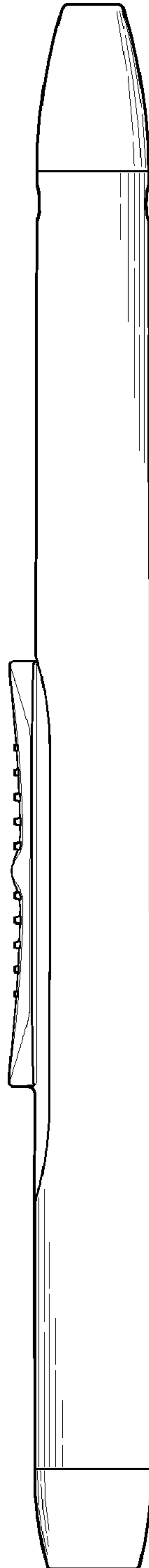


FIG. 3




FIG. 4

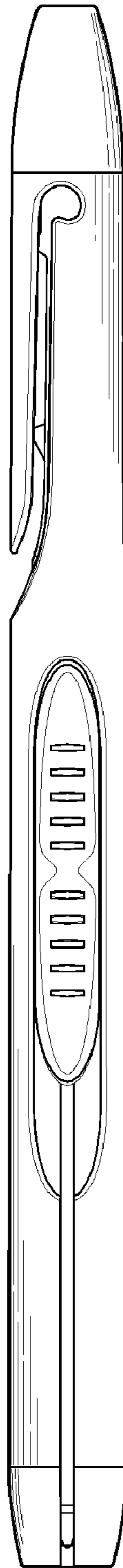


FIG. 5

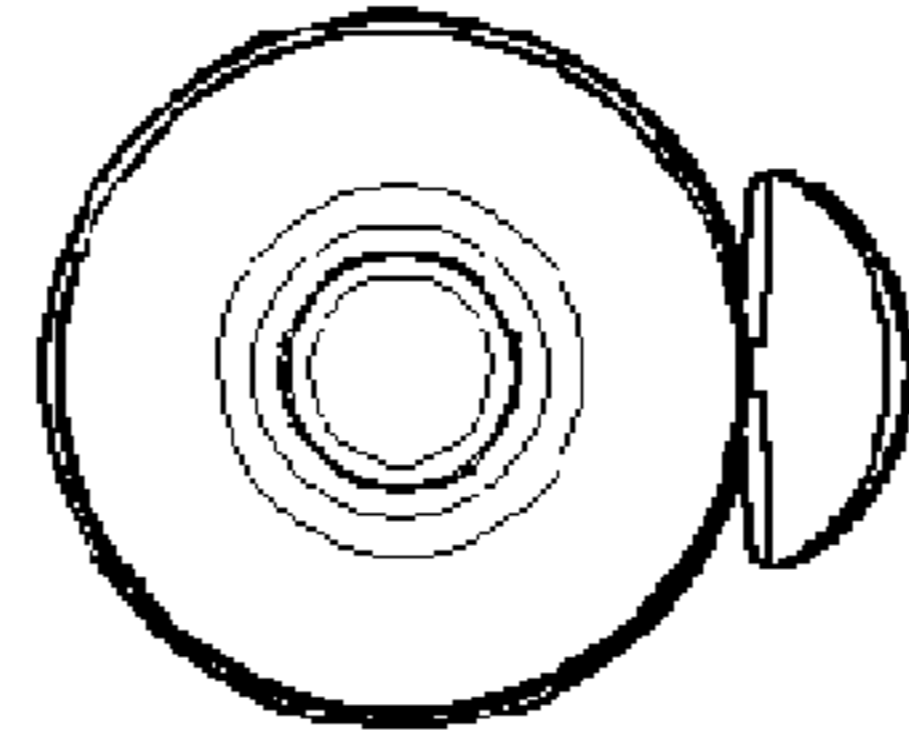


FIG. 6

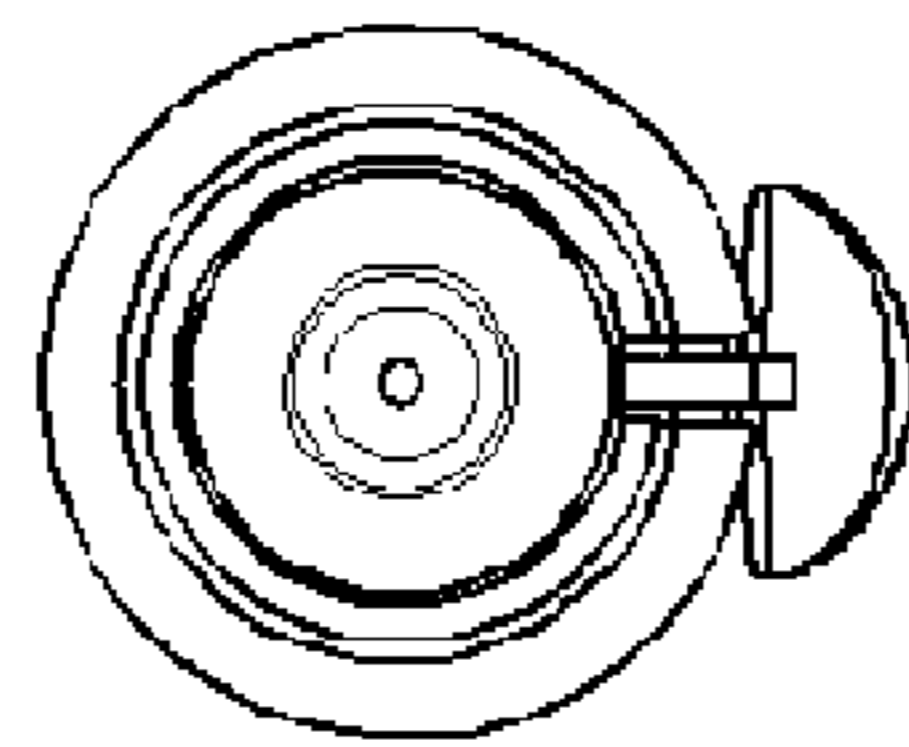


FIG. 7

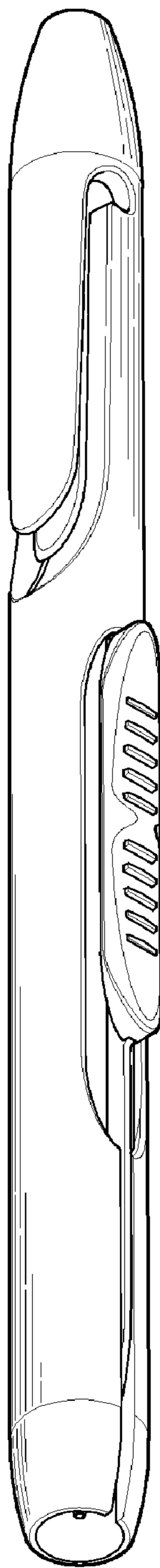


FIG. 8