



US00D626168S

(12) **United States Design Patent**
Sallard

(10) **Patent No.:** **US D626,168 S**

(45) **Date of Patent:** **** Oct. 26, 2010**

(54) **FRAME FOR GLASSES**

D397,712 S * 9/1998 Simioni D16/321
D595,334 S * 6/2009 Gonzalez D16/329
D614,227 S * 4/2010 Muthsam D16/321

(75) Inventor: **Emmanuelle Sallard**, Paris (FR)

(73) Assignee: **Cartier Creation Studio SA** (CH)

* cited by examiner

(**) Term: **14 Years**

Primary Examiner—Raphael Barkai
(74) *Attorney, Agent, or Firm*—Galbreath Law Offices, P.C.;
John A. Galbreath

(21) Appl. No.: **29/360,211**

(22) Filed: **Apr. 22, 2010**

(57) **CLAIM**

(51) **LOC (9) Cl.** **16-06**

The ornamental design for a frame for glasses, as shown and described.

(52) **U.S. Cl.** **D16/329**

(58) **Field of Classification Search** D16/101,
D16/300–342; D29/109–110; D24/110.2;
351/41, 44, 51–52, 62, 158, 92, 103–123,
351/140, 153, 45–46; 2/426–432, 447–449,
2/441, 434–437, 13, 15; D21/483, 659–661
See application file for complete search history.

DESCRIPTION

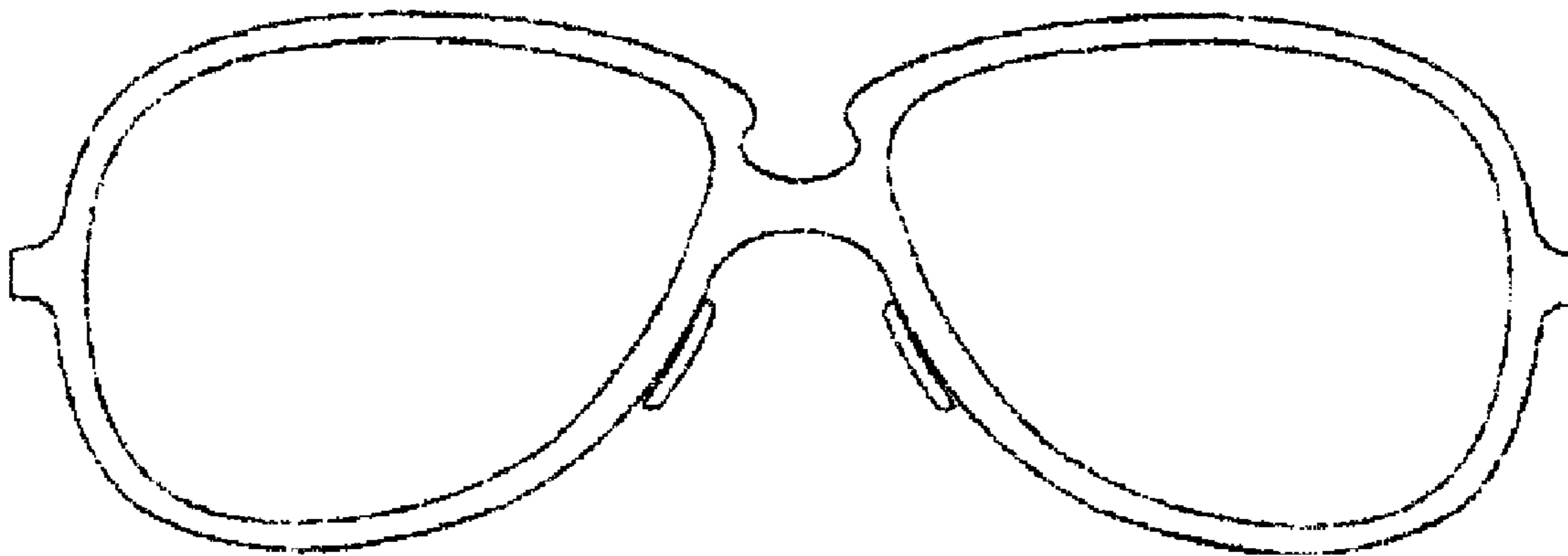
(56) **References Cited**

U.S. PATENT DOCUMENTS

D243,330 S * 2/1977 Pichler D16/329
D243,762 S * 3/1977 Johnsen D16/329
D248,861 S * 8/1978 Johnsen D16/329
D253,478 S * 11/1979 Canavan, III D16/329
D253,480 S * 11/1979 Johnsen D16/329

FIG. 1 is a front view of the invention;
FIG. 2 is a back view of the invention;
FIG. 3 is a bottom view of the invention;
FIG. 4 is a side view of the invention;
FIG. 5 is another side view of the invention, showing the side opposite that shown in FIG. 4;
FIG. 6 is a top view of the invention; and,
FIG. 7 is a perspective view of the invention.

1 Claim, 1 Drawing Sheet



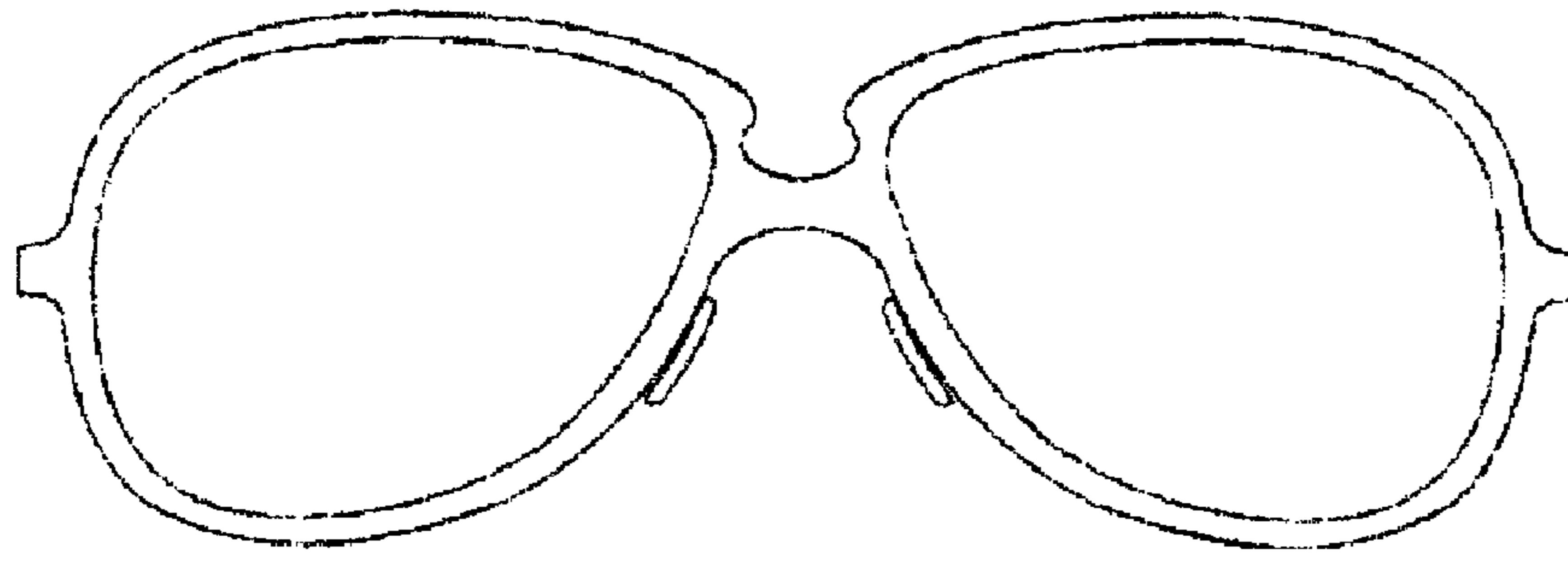


Fig. 1

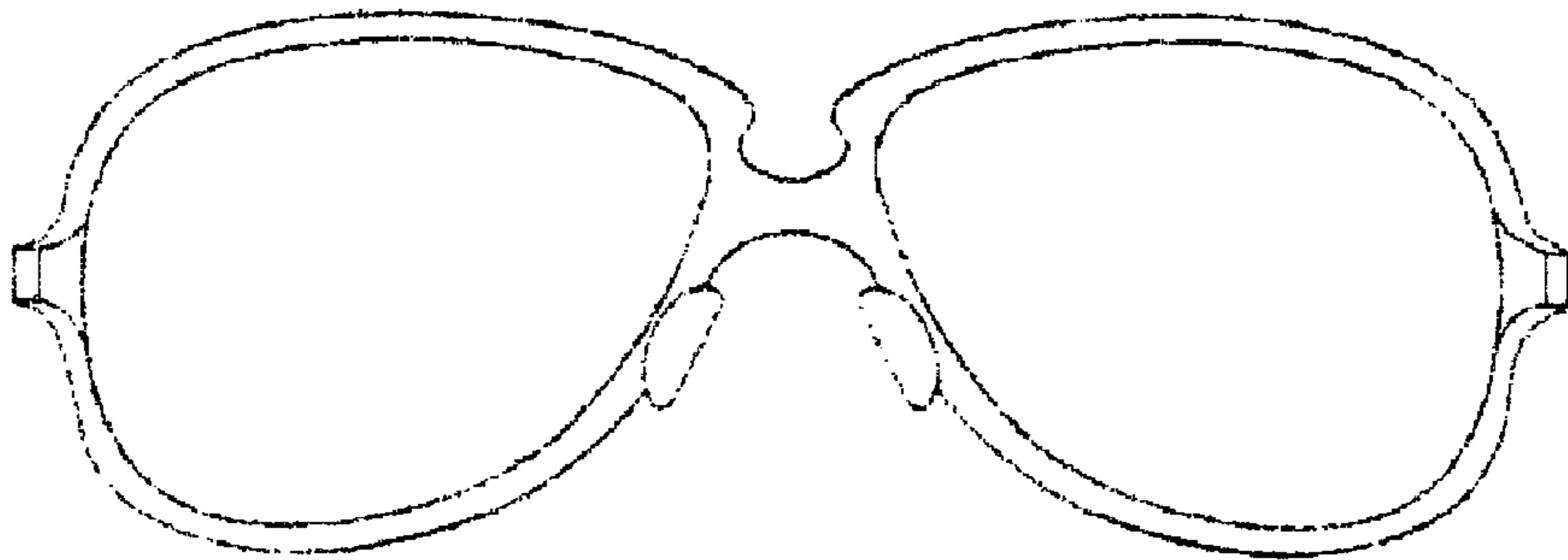


Fig. 2




Fig. 3



Fig. 4



Fig. 5



Fig. 6

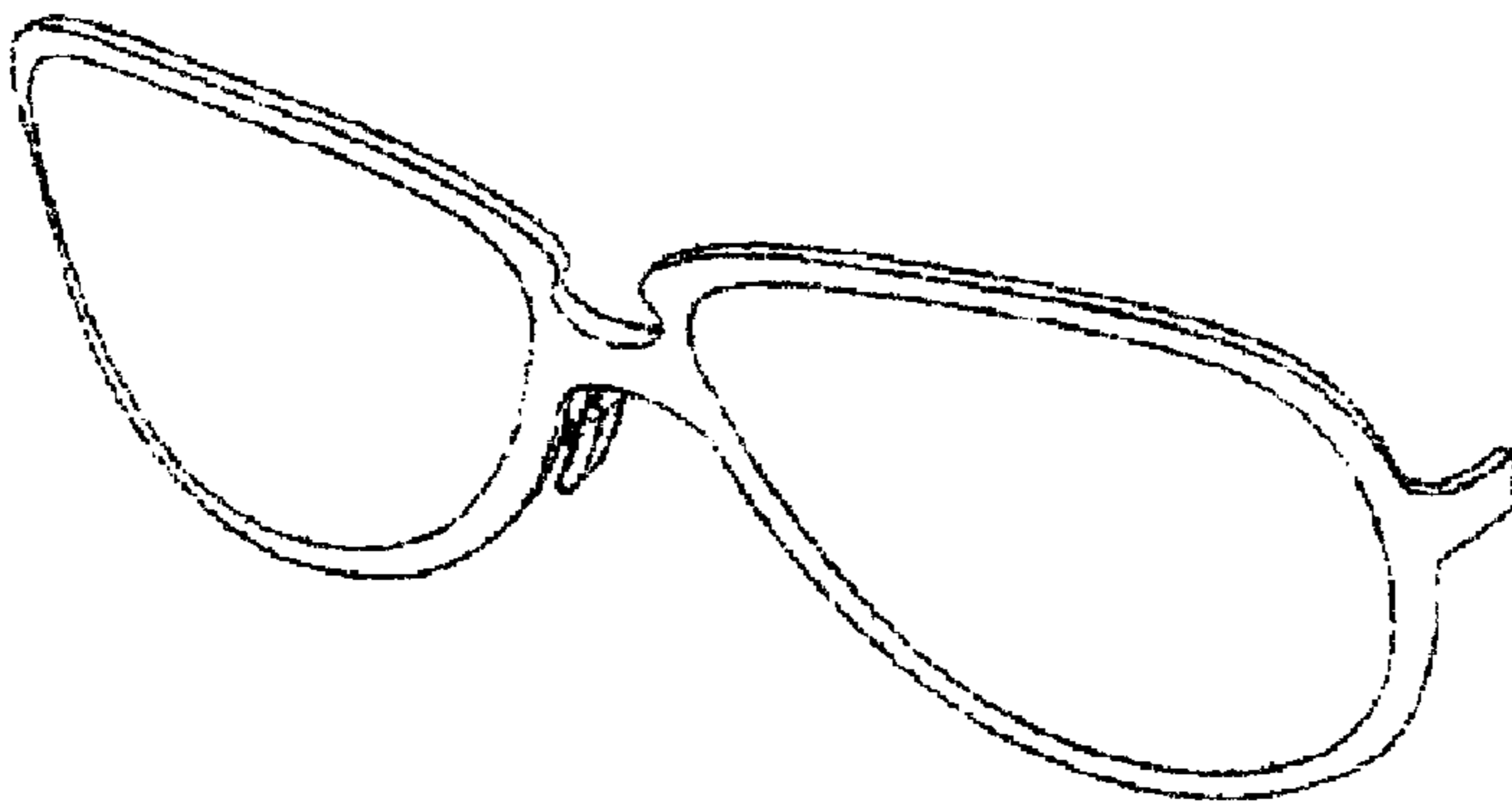


Fig. 7